

Cylinder Locks

Pinning & Master Keying	A.2 - A.4
Cylinder System Guides	A.1, A.5 - A.6
ESLA NG	A.7
2000+ XT Premier	A.8
3000+ Systems	A.9 - A.10
CISA Astral S Anti-Snap	A.10
ESLA Technik Pro	A.11 - A.13
Padlocks for Cylinder Systems	A.14
KESO Modular Systems	A.15 - A.17
WKS Delta Cylinders	A.18
Become a Cylinder Centre	A.19
Smart Motorised Locks	A.20 - A.22



YOUR KEY
SUPPLIER FOR
CYLINDER LOCKS

Maximum
Security

KESO®

ASSA ABLOY

KESO 4000 Modular
Patented
Cylinders (2023)



• ANTI-SNAP, ANTI-PICK, MODULAR, PATENT KEY SECTION

Features:

- Grade 1: attack resistance BS EN 1303:2005, sidra body.

ESLA Technik Pro

ESLA Technik Pro
Anti-Snap 6-Pin
Patented Cylinders
(2032)



Features:

- Double snap secure sacrificial line TS 007, anti-drill, anti-pick, anti-screw, anti-bump.
- Tested to BS3*** cylinder TS 007:2014, BS EN 1303:2005, Secured by design.

ESLA Technik Pro

ESLA Technik Pro
Anti-Bump 6 Pin
Patented Cylinders
(2032)



Features:

- Pick resistant, anti-bump, patent key section 2032, 6 pin key system.
- Tested to BS EN 1303:2005.

3000+™
HS FLAT KEY SYSTEM

3000+ HS 10 Pin
Patented Cylinders
(2026)



Features:

- Pick resistant, anti-bump, patent key section 2026.
- Tested to BS EN 1303:2005.

3000+™
AS

3000 + Restricted
Anti-Snap BS
Cylinders



Features:

- Strong laminate core for anti-snap protection, pick resistant, anti-bump.
- Tested to BS1* cylinder (can become BS3*** with BS** security escutcheon), BS EN 1303:2005.

2000+™
Premier XT

2000+ Premier XT
Patented Cylinders
(2029)



Features:

- Pick resistant, anti-bump, patent key section 2029, 6 pin key system.
- Tested to BS EN 1303:2005.

3000+™

3000+ Restricted
Security Cylinders



Features:

- Pick resistant, anti-bump.
- Tested to BS EN 1303:2005.
- Anti-snap available (3000+ anti-snap).

ESLA NG

ESLA NG
Security 6-Pin
Cylinders



Features:

- Anti-drill, 6 pin system.
- Tested to BS EN 1303:2005.

Medium
Security

Purpose Built Facility to Handle Small to Large Master Key Systems

In-House Cylinder Pinning Workshop

- State-of-the-art, purpose-built facility.
- Dedicated work stations for each cylinder system.
- Fast turnaround of master-keyed and keyed-alike cylinders.
- Up to BS 1-Star cylinders pinned in-house.
- An experienced team available to you.
- The convenience and flexibility of choosing among high quality cylinder ranges that meet any budget and security requirements.

Comprehensive cylinder ranges for medium to high-security applications



Our cylinder systems have enormous capabilities and have been set up for various applications, from a single apartment block to complex applications like airports, schools, hospitals, universities, football stadiums, commercial buildings etc.

- Patented and restricted cylinders for enhanced key control.
- We can match the level of security to the precise needs of each door in the building.
- We provide sophisticated master keying and key control capabilities where access to multiple doors can be allowed or restricted to varying personnel.
- A wide range of locking variations including Euro double, oval, single, single and turn, rim, rim mortice, Scandinavian, padlocks and cabinet locks.



For more information about Keyprint cylinder ranges, please see page A.6 - A.17.

In-House Key Cutting Workshop

- Equipped with electronic and mechanical key machines to cut all type of cylinder, mortice, dimple, tubular, safe and vehicle keys.
- Extra keys cut for your master keyed and keyed alike cylinders.
- Keys cut for Keyprint patented cylinder systems on genuine key blanks.
- Extra keys cut for your master keyed suite or keyed-alike cylinders at a later time.
- We provide fobs and keys to the trade to help you build your services in key cutting for your customers.
- Keys can be cut to code or sample for many types of locks and key types.

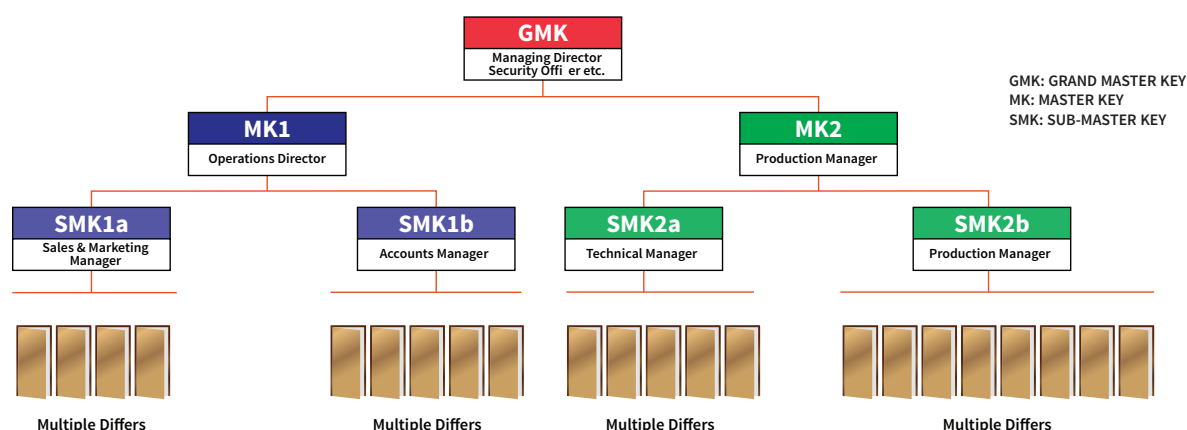
For more information about keys cut to the trade, please see pages K.18-K.19.



Master Key Systems from Keyprint Security Ltd.

A master key system is a key plan whereby selected keys can open a number of pre-defined doors. It helps maintain better control, saves key replacement costs and is convenient, as there are a lower number of keys in circulation. It also provides quick access to all rooms within the premises, for security staff and management personnel.

For over 30 years, Keyprint Security Ltd. have provided a fast and reliable in-house master keying service and can assist in specifying a master key system to meet your clients' functional requirements, security and budget.



System Specification & Overview

When designing a new Master Key suite, it is important to consider the following factors:

- Where is the new Master Key suite to be installed?
e.g. Residential, Office, School, Hospital etc.
- What level of security and protection from common attack methods is required? For example, does the client require Anti-Pull plugs, or hardened pins to provide additional resistance from drilling?
- Does the client require an open section to enable local key duplication or restricted keys that require a letter of authorisation?



Benefits of our Master Key Systems

- A system specifically designed from scratch to suit your needs, regardless of the type of building, e.g. residential, commercial, small, large, complex, etc.
- A multitude of cylinder options to fit your security, safety, aesthetic, regulatory and budget requirements.
- We also offer fully integrated systems that include both mechanical and electronic components that can be operated using a single key, with proximity cards and key fobs available for secondary key holders to operate areas that contain electronic cylinders, proximity readers or pin-code readers.
- We offer both open sections for systems where key blanks are available on the open market and patented designs, which restricts the availability of copy blanks to ensure a higher level of security.
- We can provide DDA-Compliant thumbturn and accessories.

Example 1

An apartment block can be set up so that each occupant has a key which passes a main entrance and their own apartment door. Other communal areas such as bin stores and laundry can be organised onto the same key if required.

Example 2 (See Diagram Above)

A more complex example could be commercial application where individual departments might be controlled by sub master keys, with levels above them of the master keys and grand master keys held. For example, by the security officer, the managing director and company secretary.

Extra Options to Enhance Your Cylinder Systems Potential

System Options

Our systems can include various optional cylinder and door furniture functions.

Anti-Barricade Function

In some circumstances, such as secure institutions, care homes and psychiatric facilities it is desirable to prevent the inside thumbturn on the cylinder being used to hold the deadbolt in the locked position, preventing access by key from outside. To prevent this we can provide cylinders with a clutch mechanism which isolate the thumbturn from the keyway so that in an emergency the key will override the thumbturn if it is being held.

Restricted Movement (Classroom Function)

If a teacher needs to leave a room full of pupils for a short while, they can lock the door from the outside to prevent unauthorised personnel from entering whilst being reassured the door can always be opened from the inside, even when locked. The cylinder however, can never be locked internally.

Anti-Ligature Hardware

We can provide door furniture that eliminates points where a cord, rope, or bed sheet can be looped or tied to a fixture in order to create a point of ligature.

Serrated Key Systems

Traditional pin-tumbler locks that use the edge of the blade as the primary biting area.



Patent protection

Since copyright protection on keys was abolished in 1999, it is now possible for anybody to produce and sell most types of keys. The only systems that can truly protect against illegal key blank duplications are patented key systems. Manufacturers are able to take legal action against any authorised third parties who distribute copies of patented keys without permission.

Dimple Key Systems

A dimple lock is a pin-tumbler based lock design that uses flat side of the key blade as a biting area. Cuts on the biting area resemble dimples, hence the name.

The advantage of a Patented system

The security of any keyed system can quickly be compromised if keys are lost or are not returned by employees when they leave. Controlling who has access to keys can be further compromised if key blanks are available on any high street.

The advantage of patented systems ensures that the manufacture of key blanks can therefore be restricted, making the unauthorised copying of such keys virtually impossible. Duplication of keys can only be carried out by the manufacturer under a letter of authority.

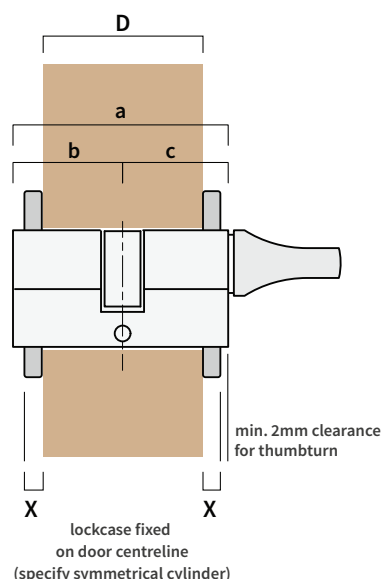
Cylinder lengths

Selecting the correct length of cylinder (euro profile and oval profile) is important not only visually, but to increase security from cylinder snapping.

The overall length of the cylinder should be just larger than the combined thickness of the door (D) and the backplates or escutcheons which are being used (X).

Note, when a thumbturn is being used a minimum 2mm clearance is recommended from the face of the cylinder to the face of the escutcheon or backplate.

When the lock is fitted off-centre in the door thickness, an offset cylinder is required. In these cases each side of the cylinder needs to be calculated independently.



TS 007:2014 The Effective Defence Against Cylinder Snapping

Locksmiths and other security professionals are increasingly recognising that a BSI Kitemark approved TS 007 three star solution is a supremely effective defence against cylinder snapping. As awareness of this type of lock attack grows, security professionals have the assurance that they can provide an answer based around the BSI Kitemark.

The benefit of supplying products sporting the BSI Kitemark logo to customers wanting enhanced door security is its universal acceptance and recognition in the market place. It has gained a high degree of trust in the public perception. To householders and premises managers alike, the BSI Kitemark has been the accepted security mark for locks for decades.



TS 007 was developed by the DHF and the Glass & Glazing Federation. It has the support of BSI and Secured by Design. It is a 3 star security solution. Security to the BSI Kitemark approved TS 007 standard can be achieved by either a combination of a TS 007 cylinder (marked with one star and the Kitemark) and TS 007 security door furniture such as a strengthened door handle (marked with two stars and the Kitemark); or a "super cylinder" (marked with three stars and the BSI Kitemark) that successfully resists snap attack without the need to fit additional door hardware. In both cases, the same degree of resistance against cylinder snapping is achieved.

Source: Michael Skelding, general manager and secretary of the Door and Hardware Federation.



BS EN 1303:2005

Is the European Standard which establishes assessment and test criteria for a cylinder to quantify its resistance to physical attack, durability and key security. It classifies cylinders using an 8 digit coding system. Features assessed include durability, fire resistance, key related security and attack resistance. The resulting 8 digit code can be used to directly compare the performance of one cylinder range against another.

Durability

Three grades are identified according to the number of test cycles achieved:

- Grade 4: 25,000 Cycles
- Grade 5: 50,000 Cycles
- Grade 6: 100,000 Cycles

Door Mass

No Requirement.

Fire Resistance

Two grades are identified as follows:

- Grade 0: Not suitable for fire/smoke resistant door assemblies.
- Grade 1: Suitable for fire/smoke resistant door assemblies subject to satisfactory assessment of the contribution of the cylinder to the fire resistance of the specified fire/smoke door assemblies. Such assessment is beyond the scope of this European standard (see EN 1634-1).

Safety

No requirement.

Key Related Security

Six grades are identified and the principal requirements are summarised below:

	Grade					
	1	2	3	4	5	6
Minimum number of effective differs	100	300	15,000	30,000	30,000	100,000
Minimum number of movable levers, pins, discs, etc	2	3	5	5	6	6
Coding on key could disclose combination	Yes	Yes	No	No	No	No
Torque resistance of plug	2.5Nm	5Nm	15Nm	15Nm	15Nm	15Nm

Category of Use

One category is identified:

- Grade 1: Keys shall resist a torque of 2.5Nm and still be usable.

Corrosion and Temperature Resistance

Four grades are identified as follows:

- Grade 0: No corrosion or temperature resistance requirements.
- Grade A: BS EN 1670 Grade 3 corrosion resistance (96 hours NSS); no temperature resistance requirement.
- Grade B: No corrosion resistance requirement: resistance to -20/+80°C temperature extremes.
- Grade C: BS EN 1670 Grade 3 corrosion resistance: resistance to -20/+80°C temperature extremes.

Note:

No distinction is made between the inside and the outside of either the cylinder and/or door.

On completion of the test, the cylinder must operate using a maximum 1.5Nm torque on the key.

Attack Resistance

Three grades are identified and the principal requirements are summarised below:







	Grade		
	0	1	2
Resistance to drilling (nett drilling time)	-	3min	5min
Resistance to chisel attack (number of defined blows)	-	30	40
Resistance to twisting attack (number of defined twists)	-	20	30
Resistance to plug/cylinder extraction (pull load)	-	15kN	15kN
Torque resistance of plug/cylinder	-	20Nm	20Nm



Select the right cylinder system

In selecting the most appropriate cylinder system for any given application, a few simple factors should be considered:

- The need for physical security from forced entry.
- The size of the system and the need for complex master keying capabilities.
- The balance between the convenience of getting duplicate keys cut and the security of strict key control whereby keys can only be obtained from the manufacturer under a letter of authority.

								
	Esla NG 6 Pin Security	2000+XT Premier 6 Pin Patented to 2029	3000+ 10 Pin Restricted Section	Restricted Section Anti-Snap British Standard	3000+ HS 10 Pin Patented to 2026	Esla Technik Pro Patented to 2032	Esla Technik Pro Patented to 2032 3-star BS Grade	Keso 4000 Modular 15 Pin Patented to 2023
SECURITY	MEDIUM	HIGH	HIGH	HIGH	HIGH	HIGH	HIGHER	MAXIMUM
System key type	SERRATED	SERRATED	DIMPLE	DIMPLE	DIMPLE	SERRATED	SERRATED	DIMPLE
Number of pins	6	6	10	10	10	6	6	15
Open section keys	✓	-	-	-	-	-	-	-
Restricted section keys	-	-	✓	✓	-	-	-	-
Patented keys	-	✓	-	-	✓	✓	✓	✓
Patented until year	-	2029	-	-	2026	2032	2032	2023
Anti-Pick resistant	-	✓	✓	✓	✓	✓	✓	✓
Anti-Drill resistant	-	✓	✓	✓	✓	✓	✓	✓
Anti-Bump resistant	-	✓	✓	✓	✓	✓	✓	✓
Anti-Snap & Pull resistant	-	-	-	✓	-	-	✓	✓
Euro profile cylinders	✓	✓	✓	✓	✓	✓	✓	✓
UK oval profile cylinders	✓	✓	-	-	-	✓	-	-
Standard rim cylinders	✓	✓	✓	-	-	✓	-	✓
Threaded rim mortice cylinders	✓	✓	-	-	-	✓	-	-
Scandinavian cylinders	✓	✓	-	-	-	✓	-	✓
Norwegian cylinders	-	-	-	-	-	✓	-	-
Banham cylinders	-	-	-	-	-	✓	-	-
Cam lock	-	✓	-	-	-	✓	-	-
Satin finish	✓	✓	✓	✓	✓	✓	✓	✓
Brass finish (*Gold)	✓	✓	-	-	-	✓	✓	*✓
Other finishes available	-	-	-	-	-	VARIOUS	VARIOUS	VARIOUS
KD (keyed to differ)	✓	✓	✓	✓	✓	✓	✓	✓
No. of keys per cylinder KD	3	2	2	2	2	2	2	-
KA (keyed alike)	✓	✓	✓	✓	✓	✓	✓	✓
No. of keys per group KA	3	2	2	2	2	2	2	-
MK (master keyed)	✓	✓	✓	✓	✓	✓	✓	✓
No. of keys per differ MK	2	2	2	2	2	2	2	-
Sophisticated master keying	✓	✓	✓	✓	✓	✓	✓	✓
Classroom function	-	✓	✓	✓	✓	✓	✓	✓
Anti-Barricade function	-	✓	✓	✓	✓	✓	✓	✓
Construction keying	-	✓	-	-	-	✓	-	-
Padlocks available	✓	✓	✓	-	✓	✓	-	✓
Disability turns available	✓	✓	✓	✓	✓	✓	✓	✓
Blister packing available	✓	✓	✓	✓	✓	✓	✓	✓
Cylinder modification kit	✓	✓	-	-	-	-	-	-
Pinning kit	✓	✓	✓	✓	✓	✓	-	-
BS EN 1303:2005								
Category of use grade	1	1	1	1	1	1	1	1
Durability grade	6	6	6	6	6	6	6	6
Fire resistance grade	1	1	1	1	1	1	1	1
Corrosion and temperature resistance	GRADE C	GRADE C	GRADE C	GRADE C	GRADE C	GRADE C	GRADE C	GRADE C
Key related security grade	6	6	6	6	6	6	6	6
Attack resistance grade	2	2	2	2	2	2	2	2
TS 007:2014								
1-Star Rated	-	-	-	✓	-	✓	-	-
3-Star Rated	-	-	-	-	-	-	✓	-
VDS								
DIN EN 1303 resistance class D or VdS A	-	-	-	-	-	-	-	✓

COMING SOON - KESO 8000 cylinder system is patented until 2034.



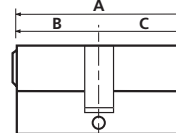
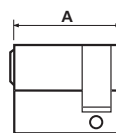
Page C.1 - C.10

Lockcases & Handles

ESLA NG4 6-Pin Cylinders


KEYPRINT®
SECURITY LTD

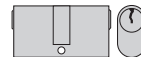
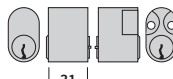
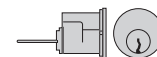
- ESLA NG4 is a 6-pin medium security cylinder designed for applications where durability, cost and availability are extremely important.
- It can support large multi-level master key systems due to its 6-pin layout.
- Blister packing available.
- Supplied with 3 Keys (KD and KA only). MK cylinders supplied with two keys each.



A	BODY LENGTH
B	EXTERNAL SIDE
C	INTERNAL SIDE



CODE	(A)	(B/C)	SC	PB	PACK
EURO SINGLE					
NG4ES45	45mm		✓	✓	1
EURO SINGLE & TURN					
NG4EST70	70mm (35/35T)		✓	✓	1
NG4EST80	80mm (40/40T)		✓	✓	1
NG4EST90	90mm (45/45T)		✓	✓	1
NG4EST100(50.50)	100mm (50/50T)		✓	-	1
EURO SINGLE & TURN OFFSET					
NG4EST75(35.40T)	75mm (35/40T)		✓	✓	1
NG4EST75(40.35T)	75mm (40/35T)		✓	✓	1
NG4EST80(35.45T)	80mm (35/45T)		✓	✓	1
NG4EST80(45.35T)	80mm (45/35T)		✓	✓	1
NG4EST85(40.45T)	85mm (40/45T)		✓	✓	1
NG4EST85(45.40T)	85mm (45/40T)		✓	✓	1
NG4EST85(35.50T)	85mm (35/50T)		✓	✓	1
NG4EST85(50.35T)	85mm (50/35T)		✓	✓	1
NG4EST90(35.55T)	90mm (35/55T)		✓	✓	1
NG4EST90(55.35T)	90mm (55/35T)		✓	✓	1
NG4EST90(40.50T)	90mm (40/50T)		✓	✓	1
NG4EST90(50.40T)	90mm (50/40T)		✓	✓	1
NG4EST95(40.55T)	95mm (40/55T)		✓	✓	1
NG4EST95(55.40T)	95mm (55/40T)		✓	✓	1
NG4EST100(45.55T)	100mm (45/55T)		✓	✓	1
NG4EST100(55.45T)	100mm (55/45T)		✓	✓	1
NG4EST100(40.60T)	100mm (40/60T)		✓	✓	1
NG4EST100(60.40T)	100mm (60/40T)		✓	✓	1
EURO DOUBLE					
NG4ED70	70mm (35/35)		✓	✓	1
NG4ED80	80mm (40/40)		✓	✓	1
NG4ED90(45.45)	90mm (45/45)		✓	✓	1
NG4ED100(50.50)	100mm (50/50)		✓	✓	1
EURO DOUBLE OFFSET					
NG4ED75(35.40)	75mm (35/40)		✓	✓	1
NG4ED80(35.45)	80mm (35/45)		✓	✓	1
NG4ED85(35.50)	85mm (35/50)		✓	✓	1
NG4ED85(40.45)	85mm (40/45)		✓	✓	1
NG4ED90(35.55)	90mm (35/55)		✓	✓	1
NG4ED90(40.50)	90mm (40/50)		✓	✓	1
NG4ED95(40.55)	95mm (40/55)		✓	✓	1
NG4ED100(45.55)	100mm (45/55)		✓	✓	1
NG4ED100(40.60)	100mm (40/60)		✓	✓	1



CODE	(A)	(B/C)	SC	PB	PACK
RIM CYLINDER					
NG4RC	Rim Cylinder		✓	✓	1
RIM MORTICE (SINGLE)					
NG4RM	Rim Mortice		✓	-	1
SCANDINAVIAN (LENGTH 31MM)					
NG4501	External		✓	✓	1
NG4502	External/Internal		✓	✓	1
NG4503	Internal		✓	✓	1
OVAL SINGLE					
NG4OS45	45mm		✓	✓	1
OVAL DOUBLE					
NG4OD70	70mm (35/35)		✓	✓	1
NG4OD80	80mm (40/40)		✓	-	1
OVAL SINGLE & TURN					
NG4OST70	70mm (35/35T)		✓	✓	1
NG4OST80	80mm (40/40T)		✓	-	1
KEY BLANKS					
GBNG4-ESLA	Genuine Key Blanks				-

CYLINDER MODIFICATION KIT					
NG4-CMT-KIT	Conversion Kit for Euro Double Cylinders to Euro Single & Turn Cylinders				1

CYLINDER PINNING KIT					
NG-PINNING KIT	Pinning Kit				1

Cylinder Modification Kit

Modify Euro Double to Euro Single & Turn in less than 1 minute

Reduce the stock holding of your cylinders by using the new ESLA NG[®] and 2000+ modification kit. Quickly change from Euro Double to Euro Single & Turn.

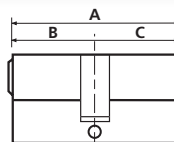
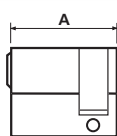
The kit case with handle contains a wide range of cylinder parts arranged in respective compartments.

Use on both Standard and Offset cylinders.

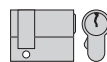

 BLISTER PACKING
AVAILABLE

Cylinder Locks

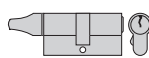
- The 2000+ PREMIER XT Series is a 6-pin high-quality cylinder range suitable for medium to high security applications.
- Patented key section (2029).
- Drill & Pick protection.
- Blister packing available.
- Security cards available.
- Supplied with 2 Keys.



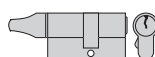
A	BODY LENGTH
B	EXTERNAL SIDE
C	INTERNAL SIDE



CODE	(A)	(B/C)	SC	PB	PACK
EURO SINGLE					
PXT45-K-ES40	40mm		✓	✓	1
PXT45-K-ES45	45mm		✓	✓	1
PXT45-K-ES50	50mm		✓	✓	1
PXT45-K-ES55	55mm		✓	✓	1
PXT45-K-ES65	65mm		✓	✓	1
PXT45-K-ES75	75mm		✓	-	1



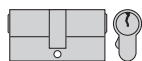
EURO SINGLE & TURN					
PXT45-K-EST60	60mm (30/30T)		✓	✓	1
PXT45-K-EST70	70mm (35/35T)		✓	✓	1
PXT45-K-EST80	80mm (40/40T)		✓	✓	1
PXT45-K-EST90	90mm (45/45T)		✓	✓	1
PXT45-K-EST50.50T	100mm (50/50T)		✓	✓	1
PXT45-K-EST55.55T	110mm (55/55T)		✓	-	1



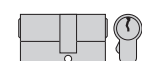
EURO SINGLE & TURN OFFSET					
PXT45-K-EST30.35T	65mm (30/35T)		✓	✓	1
PXT45-K-EST35.30T	65mm (35/30T)		✓	✓	1
PXT45-K-EST30.40T	70mm (30/40T)		✓	✓	1
PXT45-K-EST40.30T	70mm (40/30T)		✓	✓	1
PXT45-K-EST30.45T	75mm (30/45T)		✓	-	1
PXT45-K-EST45.30T	75mm (45/30T)		✓	-	1
PXT45-K-EST35.40T	75mm (35/40T)		✓	✓	1
PXT45-K-EST40.35T	75mm (40/35T)		✓	✓	1
PXT45-K-EST30.50T	80mm (30/50T)		✓	-	1
PXT45-K-EST50.30T	80mm (50/30T)		✓	✓	1
PXT45-K-EST35.45T	80mm (35/45T)		✓	✓	1
PXT45-K-EST45.35T	80mm (45/35T)		✓	✓	1
PXT45-K-EST40.45T	85mm (40/45T)		✓	✓	1
PXT45-K-EST45.40T	85mm (45/40T)		✓	✓	1
PXT45-K-EST30.55T	85mm (30/55T)		✓	-	1
PXT45-K-EST55.30T	85mm (55/30T)		✓	-	1
PXT45-K-EST35.50T	85mm (35/50T)		✓	✓	1
PXT45-K-EST50.35T	85mm (50/35T)		✓	✓	1
PXT45-K-EST35.55T	90mm (35/55T)		✓	✓	1
PXT45-K-EST55.35T	90mm (55/35T)		✓	✓	1
PXT45-K-EST40.50T	90mm (40/50T)		✓	✓	1
PXT45-K-EST50.40T	90mm (50/40T)		✓	✓	1
PXT45-K-EST40.55T	95mm (40/55T)		✓	✓	1
PXT45-K-EST45.55T	100mm (45/55T)		✓	✓	1
PXT45-K-EST55.45T	100mm (55/45T)		✓	✓	1
PXT45-K-EST40.60T	100mm (40/60T)		✓	-	1
PXT45-K-EST60.40T	100mm (60/40T)		✓	-	1

CYLINDER MODIFICATION KIT		
P-CMT-KIT	Conversion Kit for Euro Double Cylinders to Euro Single & Turn Cylinders	1

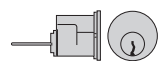
CYLINDER PINNING KIT		
P-PIN-KIT	Pinning Kit	1



CODE	(A)	(B/C)	SC	PB	PACK
EURO DOUBLE					
PXT45-K-ED60	60mm (30/30)		✓	✓	1
PXT45-K-ED70	70mm (35/35)		✓	✓	1
PXT45-K-ED80	80mm (40/40)		✓	✓	1
PXT45-K-ED45.45	90mm (45/45)		✓	✓	1
PXT45-K-ED50.50	100mm (50/50)		✓	✓	1
PXT45-K-ED55.55	110mm (55/55)		✓	-	1



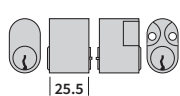
EURO DOUBLE OFFSET					
PXT45-K-ED30.35	65mm (30/35)		✓	✓	1
PXT45-K-ED30.40	70mm (30/40)		✓	✓	1
PXT45-K-ED30.45	75mm (30/45)		✓	✓	1
PXT45-K-ED35.40	75mm (35/40)		✓	✓	1
PXT45-K-ED30.50	80mm (30/50)		✓	✓	1
PXT45-K-ED35.45	80mm (35/45)		✓	✓	1
PXT45-K-ED40.45	85mm (40/45)		✓	✓	1
PXT45-K-ED30.55	85mm (30/55)		✓	✓	1
PXT45-K-ED35.50	85mm (35/50)		✓	✓	1
PXT45-K-ED35.5	90mm (35/55)		✓	✓	1
PXT45-K-ED40.50	90mm (40/50)		✓	✓	1
PXT45-K-ED40.55	95mm (40/55)		✓	✓	1
PXT45-K-ED45.55	100mm (45/55)		✓	✓	1
PXT45-K-ED40.60	100mm (40/60)		✓	-	1



RIM CYLINDER					
PXT45-K-RC	Rim Cylinder		✓	✓	1



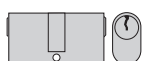
RIM MORTICE (SINGLE)					
PXT45-K-RM(S)	Rim Mortice		✓	-	1



SCANDINAVIAN (LENGTH 25.5MM)					
PXT45-K-501	External		✓	✓	1
PXT45-K-502	External/Internal		✓	✓	1
PXT45-K-503	Internal		✓	✓	1



OVAL SINGLE					
PXT45-K-OS40	40mm		✓	✓	1
PXT45-K-OS45	45mm		✓	✓	1



OVAL DOUBLE					
PXT45-K-OD60	60mm (30/30)		✓	✓	1
PXT45-K-OD70	70mm (35/35)		✓	✓	1
PXT45-K-OD80	80mm (40/40)		✓	✓	1



OVAL SINGLE & TURN					
PXT45-K-OST60	60mm (30/30)		✓	✓	1
PXT45-K-OST70	70mm (35/35T)		✓	✓	1
PXT45-K-OST80	80mm (40/40T)		✓	✓	1



CAM LOCK					
PXT45-K-CL1	Cam Lock		✓	-	1



BLISTER PACKING
& SECURITY
CARDS AVAILABLE





Page C.1 - C.10

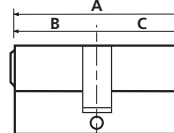
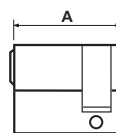
Lockcases & Handles

3000+ Restricted 10-Pin Cylinders

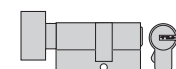
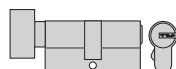
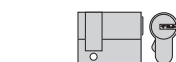
3000+™

KEYPRINT®
SECURITY LTD

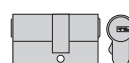
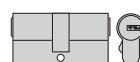
- 10-Pin dimple key system.
- Restricted key section.
- Pick resistant.
- Anti-bump resistant.
- Tested to EN1303 2005.
- Blister packing available.
- Security cards available.
- Supplied with 2 keys.



A	BODY LENGTH
B	EXTERNAL SIDE
C	INTERNAL SIDE



CODE	(A)	(B/C)	SC	PACK
EURO SINGLE				
S-W20-K-ES40	40mm		✓	1
S-W20-K-ES45	45mm		✓	1
EURO SINGLE & TURN				
S-W20-K-EST30.30T	60mm (30/30T)		✓	1
S-W20-K-EST35.35T	70mm (35/35T)		✓	1
S-W20-K-EST40.40T	80mm (40/40T)		✓	1
EURO SINGLE & TURN OFFSET				
S-W20-K-EST30.40T	70mm (30/40T)		✓	1
S-W20-K-EST40.30T	70mm (40/30T)		✓	1
S-W20-K-EST35.40T	75mm (35/40T)		✓	1
S-W20-K-EST40.35T	75mm (40/35T)		✓	1
RIM CYLINDER				
S-W20-K-RC	Rim Cylinder		✓	1

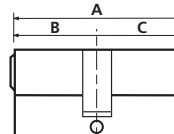
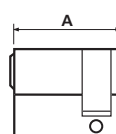
BLISTER PACKING
& SECURITY
CARDS AVAILABLE

CODE	(A)	(B/C)	SC	PACK
EURO DOUBLE				
S-W20-K-ED30.30	60mm (30/30)		✓	1
S-W20-K-ED35.35	70mm (35/35)		✓	1
S-W20-K-ED40.40	80mm (40/40)		✓	1
S-W20-K-ED45.45	90mm (45/45)		✓	1
S-W20-K-ED50.50	100mm (50/50)		✓	1
EURO DOUBLE OFFSET				
S-W20-K-ED30.40	70mm (30/40)		✓	1
S-W20-K-ED35.40	75mm (35/40)		✓	1
S-W20-K-ED30.50	80mm (30/50)		✓	1
S-W20-K-ED35.45	80mm (35/45)		✓	1
S-W20-K-ED40.45	85mm (40/45)		✓	1
S-W20-K-ED35.50	85mm (35/50)		✓	1
S-W20-K-ED35.45	90mm (35/55)		✓	1
S-W20-K-ED40.50	90mm (40/50)		✓	1
S-W20-K-ED40.55	95mm (40/55)		✓	1
S-W20-K-ED45.50	95mm (45/50)		✓	1
S-W20-K-ED45.55	100mm (45/55)		✓	1
S-W20-K-ED40.60	100mm (40/60)		✓	1

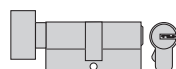
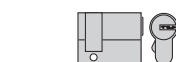
3000+ HS Patented 10-Pin Cylinders (2026)

3000+™

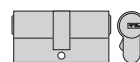
- 10-Pin dimple key system.
- Patented key section (2026).
- Pick resistant.
- Anti-bump resistant.
- Tested to EN1303 2005.
- Blister packing available.
- Security cards available.
- Supplied with 2 keys.



A	BODY LENGTH
B	EXTERNAL SIDE
C	INTERNAL SIDE

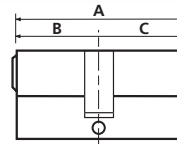


CODE	(A)	(B/C)	SC	PACK
EURO SINGLE				
S-20-K-ES40	40mm		✓	1
S-20-K-ES45	45mm		✓	1
EURO SINGLE & TURN				
S-20-K-EST60	60mm (30/30T)		✓	1
S-20-K-EST70	70mm (35/35T)		✓	1
S-20-K-EST80	80mm (40/40T)		✓	1

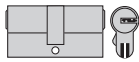
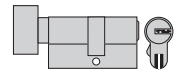
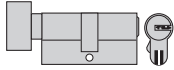
BLISTER PACKING
& SECURITY
CARDS AVAILABLE

CODE	(A)	(B/C)	SC	PACK
EURO DOUBLE				
S-20-K-ED60	60mm (30/30)		✓	1
S-20-K-ED70	70mm (35/35)		✓	1
S-20-K-ED80	80mm (40/40)		✓	1

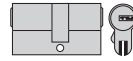
- 10-Pin dimple key system.
- **Restricted key section.**
- Pick resistant.
- Anti-bump resistant.
- Anti-snap protection.
- Blister packing available.
- Security cards available.
- Supplied with 2 keys.



A	BODY LENGTH
B	EXTERNAL SIDE
C	INTERNAL SIDE



CODE	(A)	(B/C)	SC	PACK
EURO SINGLE & TURN				
S-W20-K-AS-EST30.30T	60mm (30/30T)		✓	1
S-W20-K-AS-EST35.35T	70mm (35/35T)		✓	1
S-W20-K-AS-EST40.40T	80mm (40/40T)		✓	1
S-W20-K-AS-EST45.45T	90mm (45/45T)		✓	1
EURO SINGLE & TURN OFFSET				
S-W20-K-AS-EST30.40T	70mm (30/40T)		✓	1
S-W20-K-AS-EST40.30T	70mm (40/30T)		✓	1
EURO DOUBLE				
S-W20-K-AS-ED30.30	60mm (30/30)		✓	1
S-W20-K-AS-ED35.35	70mm (35/35)		✓	1
S-W20-K-AS-ED40.40	80mm (40/40)		✓	1
S-W20-K-AS-ED45.45	90mm (45/45)		✓	1
S-W20-K-AS-ED50.50	100mm (50/50)		✓	1



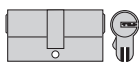
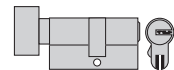
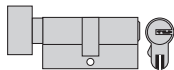
BLISTER PACKING
& SECURITY
CARDS AVAILABLE

CODE	(A)	(B/C)	SC	PACK
EURO DOUBLE OFFSET				
S-W20-K-AS-ED30.40	70mm (30/40)		✓	1
S-W20-K-AS-ED35.40	75mm (35/40)		✓	1
S-W20-K-AS-ED30.50	80mm (30/50)		✓	1
S-W20-K-AS-ED35.45	80mm (35/45)		✓	1
S-W20-K-AS-ED40.45	85mm (40/45)		✓	1
S-W20-K-AS-ED35.50	85mm (35/50)		✓	1
S-W20-K-AS-ED35.45	90mm (35/55)		✓	1
S-W20-K-AS-ED40.50	90mm (40/50)		✓	1
S-W20-K-AS-ED40.55	95mm (40/55)		✓	1
S-W20-K-AS-ED45.50	95mm (45/50)		✓	1
S-W20-K-AS-ED45.55	100mm (45/55)		✓	1
S-W20-K-AS-ED40.60	100mm (40/60)		✓	1

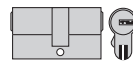
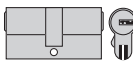


Cisa Astral S Cylinders - Anti-Snap

- 10-Pin dimple key system.
- **Restricted key section.**
- Anti-snap & Anti-bump resistant.
- Blister packing available.
- Security cards available.
- Supplied with 2 keys.




CODE	(A)	(B/C)	SC	SB	PACK
EURO SINGLE & TURN					
AST-S-EST60	60mm (30/30T)		✓	✓	1
AST-S-EST70	70mm (35/35T)		✓	✓	1
AST-S-EST80	80mm (40/40T)		✓	✓	1
AST-S-EST90	90mm (45/45T)		✓	✓	1
AST-S-EST100(50.50T)	100mm (50/50T)		✓	✓	1
EURO SINGLE & TURN OFFSET					
AST-S-EST80(35.45T)	80mm (35/45T)		✓	✓	1
AST-S-EST80(45.35T)	80mm (45/35T)		✓	✓	1
AST-S-EST85(45.40T)	85mm (45/40T)		✓	✓	1
AST-S-EST90(40.50T)	90mm (40/50T)		✓	✓	1
AST-S-EST95(40.55T)	95mm (40/55T)		✓	✓	1
AST-S-EST85(45.40T)	100mm (45/55T)		✓	✓	1
EURO DOUBLE					
AST-S-ED60	60mm (30/30)		✓	✓	1
AST-S-ED70	70mm (35/35)		✓	✓	1
AST-S-ED80	80mm (40/40)		✓	✓	1



BLISTER PACKING
& SECURITY
CARDS AVAILABLE

CODE	(A)	(B/C)	SC	SB	PACK
EURO DOUBLE CONTINUED					
AST-S-ED90(45.45)	90mm (45/45)		✓	✓	1
AST-S-ED100(50.50)	100mm (50/50)		✓	✓	1
EURO DOUBLE OFFSET					
AST-S-ED70(30.40)	70mm (30/40)		✓	✓	1
AST-S-ED75(35.40)	75mm (35/40)		✓	✓	1
AST-S-ED80(30.50)	80mm (30/50)		✓	✓	1
AST-S-ED80(35.45)	80mm (35/45)		✓	✓	1
AST-S-ED85(40.45)	85mm (40/45)		✓	✓	1
AST-S-ED85(35.50)	85mm (35/50)		✓	✓	1
AST-S-ED90(30.60)	90mm (30/60)		✓	✓	1
AST-S-ED90(35.55)	90mm (35/55)		✓	✓	1
AST-S-ED90(40.50)	90mm (40/50)		✓	✓	1
AST-S-ED95(40.55)	95mm (40/55)		✓	✓	1
AST-S-ED95(45.50)	95mm (45/50)		✓	✓	1
AST-S-ED100(40.60)	100mm (40/60)		✓	✓	1
AST-S-ED100(45.55)	100mm (45/55)		✓	✓	1

Overview of ESLA Technik Pro System



PATENTED UNTIL 2032

The ESLA Technik Pro Series offers your customers unbeatable security and solidity. Boasting extra-robust pins and anti-drill steel security elements, the Esla Technik Pro cylinder series has passed rigorous tests against the most common forms of attacks and meets the EN1303 Key Related Security Grade 6 and the highest **British Standard Kitemark TS007 3-star rate**. Packed full of outstanding security features, the Technik Pro Series is exactly what your customers want to feel protected and secure.

Anti-drill



Extra-robust steel security elements in the cylinder housing and barrel provide anti-drilling protection.

Anti-bump



If an intruder tries to attack the cylinder, a blocking pin is pushed into the key profile by a housing pin and blocks the key from turning.

Anti-pick



Overlapping key profile and special tumbler pins protect the cylinder against picking.

Anti-snap



A double sacrificial break slot makes sure that, in the event of the cylinder being snapped, the lock will retain its security core within the door so that intruders won't be able to attack your cylinder.



Secure

Rigorously tested against the most common forms of attack, the Esla Technik Pro Series meets the highest British Standard Kitemark TS007 security standards. Boasting hardened pins, anti-drill steel security elements and a snap-resistant core, you will offer your customers ultimate peace of mind.

Patented



Esla Technik Pro allows your customers to be always in control of who has access to their doors as cylinders come with security cards for proof of ownership. With a patented key profile, unauthorised copying of keys is virtually impossible. A blocking pin verifies the presence of the patented branch groove in the key and, if not detected, the key won't turn, key copies, regardless of whether copying takes place by conventional means or via 3-D printing. To prevent illegal key copies, you need active copy protection in the form of a moving element on the key.


Extra patent protection

The ESLA Technik Pro system is protected by the following patents:

- European patent EP 1 362 153.

Flexible

You can get the ESLA Technik Pro in Euro, Oval, Single, double, single & thumbturn, padlocks, cam locks, Scandinavian, Norwegian and Banham cylinders with 6 pins. You can also use all types of mechanical locks enabling you to create truly integrated master key systems.

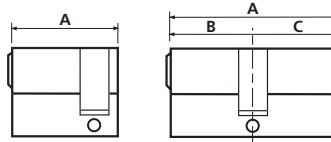


A Key profile with patented technology which prevents unauthorised key duplication.

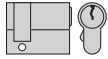
B Key blanks carry a lifetime warranty.

FOR ALL FEATURES... PLEASE DOWNLOAD OR REQUEST OUR DETAILED BROCHURE

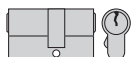
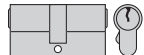
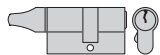
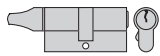
- High level of security against forced methods of attack.
- 6-Pin key system.
- Patented key section (2032).
- Pick resistant.
- Anti-bump resistant.
- British standard 1-star rated.
- Blister packing available.
- Supplied with 2 keys.



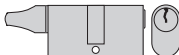
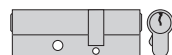
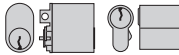
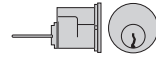
A	BODY LENGTH
B	EXTERNAL SIDE
C	INTERNAL SIDE



CODE	(A)	(B/C)	SC	SB	PACK
EURO SINGLE					
TKP1-ES40	40mm		✓	✓	1
TKP1-ES45	45mm		✓	✓	1
TKP1-ES50	50mm		✓	✓	1
TKP1-ES55	55mm		✓	✓	1
TKP1-ES75	75mm		✓	✓	1
EURO SINGLE & TURN					
TKP1-EST60	60mm (30/30T)		✓	✓	1
TKP1-EST70	70mm (35/35T)		✓	✓	1
TKP1-EST80	80mm (40/40T)		✓	✓	1
TKP1-EST90	90mm (45/45T)		✓	✓	1
EURO SINGLE & TURN OFFSET					
TKP1-EST75(35.40T)	75mm (35/40T)		✓	✓	1
TKP1-EST75(40.35)	75mm (40/35T)		✓	✓	1
TKP1-EST80(35.45)	80mm (35/45T)		✓	✓	1
TKP1-EST80(45.35)	80mm (45/35T)		✓	✓	1
TKP1-EST85(40.45)	85mm (40/45T)		✓	✓	1
TKP1-EST85(45.40)	85mm (45/40T)		✓	✓	1
EURO DOUBLE					
TKP1-ED60	60mm (30/30)		✓	✓	1
TKP1-ED70	70mm (35/35)		✓	✓	1
TKP1-ED80	80mm (40/40)		✓	✓	1
TKP1-ED90	90mm (45/45)		✓	✓	1
TKP1-ED100	100mm (50/50)		✓	✓	1
EURO DOUBLE OFFSET					
TKP1-ED65(30.35)	65mm (30/35)		✓	✓	1
TKP1-ED70(30.40)	70mm (30/40)		✓	✓	1
TKP1-ED75(30.45)	75mm (30/45)		✓	✓	1
TKP1-ED75(35.40)	75mm (35/40)		✓	✓	1
TKP1-ED80(30.50)	80mm (30/50)		✓	✓	1
TKP1-ED80(35.45)	80mm (35/45)		✓	✓	1
TKP1-ED85(40.45)	85mm (40/45)		✓	✓	1
TKP1-ED85(30.55)	85mm (30/55)		✓	✓	1
TKP1-ED85(35.50)	85mm (35/50)		✓	✓	1
TKP1-ED90(35.55)	90mm (35/55)		✓	✓	1
TKP1-ED90(40.50)	90mm (40/50)		✓	✓	1
TKP1-ED95(40.55)	95mm (40/55)		✓	✓	1
TKP1-ED95(45.50)	95mm (45/50)		✓	✓	1
TKP1-ED100(45.55)	100mm (45/55)		✓	✓	1
TKP1-ED100(40.60)	100mm (40/60)		✓	✓	1




BLISTER PACKING
& SECURITY
CARDS AVAILABLE



CODE	(A)	(B/C)	SC	SB	PACK
RIM CYLINDER					
TKP1-RC	Rim Cylinder		✓	✓	1
RIM MORTICE (SINGLE)					
TKP1-RM	Rim Mortice		✓	✓	1
SCANDINAVIAN					
TKP1-SO1	External		✓	✓	1
TKP1-SO3	Internal		✓	✓	1
NORWEGIAN SCANDINAVIAN					
TKP1-NS	Scandinavian		✓	✓	1
TKP1-NEU	Euro		✓	✓	1
BANHAM					
TKP1-BAN1	70mm (35/35)		✓	✓	1
TKP1-BAN2	105mm (35/70)		✓	✓	1
OVAL SINGLE					
TKP1-OS40	40mm		✓	✓	1
TKP1-OS45	45mm		✓	✓	1
OVAL SINGLE & TURN					
TKP1-OST60	60mm (30/30T)		✓	✓	1
TKP1-OST70	70mm (35/35T)		✓	✓	1
TKP1-OST80	80mm (40/40T)		✓	✓	1
OVAL DOUBLE					
TKP1-OD60	60mm (30/30)		✓	✓	1
TKP1-OD70	70mm (35/35)		✓	✓	1
TKP1-OD80	80mm (40/40)		✓	✓	1
CAM LOCK					
TKP1-CL1	Cam Lock		✓	✓	1

PINNING KIT FOR 1-STAR CYLINDERS				
TKP-PINNING KIT	Pinning Kit			1

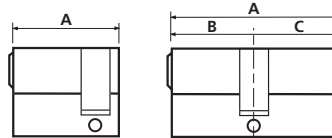
Other Cams Available



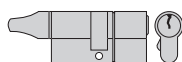
ESLA Technik Pro Patented Cylinders - 3-Star



- Higher level of security against all the most common forms of attack.
- British standard 3-star rated.
- Snap-secure sacrificial line.
- Anti-bump, anti-pick, anti-screw, anti-snap.
- Patented key section (2032).
- 6-Pin key system.
- Blister packing available.
- Supplied with 2 keys.



A	BODY LENGTH
B	EXTERNAL SIDE
C	INTERNAL SIDE



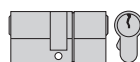
CODE	(A)	(B/C)	SC	SB	PACK
EURO SINGLE & TURN					
TKP3-EST70-74	70mm (EXT35/35T)	✓	✓	1	
TKP3-EST80-74	80mm (EXT40/40T)	✓	✓	1	

- (EXT) Denotes external side with anti-snap feature.



BLISTER PACKING
& SECURITY
CARDS AVAILABLE

Other Sizes
Available On
Request



CODE	(A)	(B/C)	SC	SB	PACK
EURO DOUBLE					
TKP3-ED70-74	70mm (EXT35/35)	✓	✓	1	
TKP3-ED80-74	80mm (EXT40/40)	✓	✓	1	
TKP3-ED90-74	90mm (EXT45/45)	✓	✓	1	
TKP3-ED100-74	100mm (EXT50/50)	✓	✓	1	
EURO DOUBLE OFFSET					
TKP3-ED45.35-74	80mm (EXT45/35)	✓	✓	1	
TKP3-ED45.40-74	85mm (EXT45/40)	✓	✓	1	
TKP3-ED55.35-74	90mm (EXT55/35)	✓	✓	1	
TKP3-ED50.40-74	90mm (EXT50/40)	✓	✓	1	
TKP3-ED60.40-74	100mm (EXT60/40)	✓	✓	1	

- (EXT) Denotes external side with anti-snap feature.

ESLA Technik Pro Un-Assembled Cylinders



NOW AVAILABLE



FOR MORE INFORMATION PLEASE VISIT OUR
WEBSITE OR CONTACT OUR SALES TEAM

RE-KEYABLE PADLOCKS AVAILABLE FOR ESLA TECHNIK PRO SEE PAGE A.14

- High security body only padlocks.
- Re-Keyable.
- Fits any modified 70mm half Euro double cylinder or 40mm Euro single cylinders (Model depending).
- Easily integrate padlocks into a master key system.
- Other cylinder systems available.



Esla NG 6 Pin Security	2000+XT Premier 6 Pin Patented to 2029	3000+ 10 Pin Restricted Section	3000+ HS 10 Pin Patented to 2026	Esla Technik Pro Patented to 2032	Keso 4000 Modular 15 Pin Patented to 2023
MEDIUM	HIGH	HIGH	HIGH	HIGH	MAXIMUM
SERRATED	SERRATED	DIMPLE	DIMPLE	SERRATED	DIMPLE

INFORMATION ON PADLOCKS SEE PAGES F.3 - F.5

PRODUCT	CODE	TYPE	CYLINDER SYSTEM COMPATIBILITY					
	SQSS50EM	SQUIRE Padlock 50mm Open Shackle Body Only - Requires 35mm ½ Euro Double Cylinder (available separately)	●	●	●	●	●	-
	SQSS65EM	SQUIRE Padlock 65mm Open Shackle Body Only - Requires 35mm ½ Euro Double Cylinder (available separately)	●	●	●	●	●	-
	SQSS50CEM	SQUIRE Padlock 50mm Close Shackle Body Only - Requires 35mm ½ Euro Double Cylinder (available separately)	●	●	●	●	●	-
	SQSS65CEM	SQUIRE Padlock 65mm Close Shackle Body Only - Requires 35mm ½ Euro Double Cylinder (available separately)	●	●	●	●	●	-
	P1BDY-PADLOCK-3AX-30	BASI Padlock 54mm Open Shackle 30mm Body Only - Requires 40mm Euro Single Cylinder (available separately)	-	●	●	●	●	-
	P1BDY-PADLOCK-3AX-50	BASI Padlock 54mm Open Long Shackle 50mm Body Only - Requires 40mm Euro Single Cylinder (available separately)	-	●	●	●	●	-
	CS28050.55	CISA 55mm Open Shackle	-	-	●	●	-	-
	CS28550.66	CISA 66mm Armoured	-	-	●	●	-	-
	CS28550.75	CISA 75mm Armoured	-	-	●	●	-	-
	CS28550.84	CISA 84mm Armoured	-	-	●	●	-	-
	KSO-PAD-22.042.0135	KESO 47mm Open Shackle (keys available separately)	-	-	-	-	-	●
	KSO-PAD-22.043.0135	KESO 57mm Open Shackle (keys available separately)	-	-	-	-	-	●
	KSO-PAD-22.044.0135	KESO 57mm Open Shackle (keys available separately)	-	-	-	-	-	●
	DIRIF030	DISEC Padlock Body Only - Requires 40mm Euro Single Cylinder (available separately)	-	●	●	●	●	-

ESLA NG: KD Cylinders - 3 Keys supplied per cylinder. KA Cylinders - 3 Keys supplied per group. MK Cylinders - 2 Keys per differ. MK+KA Cylinders - 2 Keys per group.

2000+ XT, 3000+, 3000+HS, ESLA TECHNIK PRO: KD Cylinders - 2 Keys supplied per cylinder. KA Cylinders - 2 Keys supplied per group. MK Cylinders - 2 Keys per differ. MK+KA Cylinders - 2 Keys per group.

KESO: Keys available separately.

Overview of Keso 4000 Modular System

High levels of footfall demand the highest security. KESO therefore offers specially developed solutions for all sector - specific requirements. Which guarantee years of operational readiness at low cost and simple, practical operation.



Tradition - Based Expertise With Patent Protection Until 2023

The KESO 4000 stands out clearly from existing systems and offers an almost endless number of locking options. More drill patterns and greater line displacement make far greater combinatorics possible. Together with the profiled shoulder,

KESO 4000 is a premium - quality precision masterpiece.

The mechatronic range is also available in this system and is also patented.

1. Shifting of the drilling lines for greater permutations

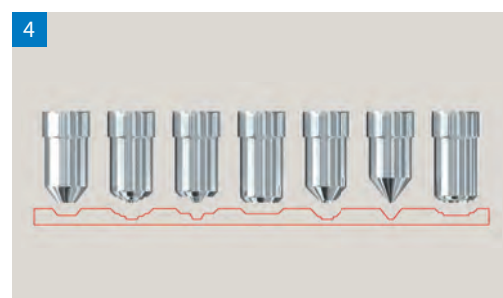
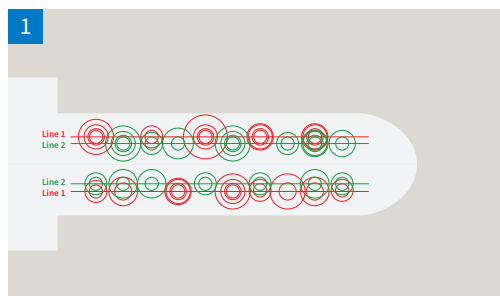
2. Patented front profile

3. Hardened steel bolts as standard

4. Cylinder pins in several designs

5. Available with standard Sidra (diecast) or Stainless Steel (CrNi) housings

6. Module cylinders in EU profile



VdS class A & BZ+,
Drilling protection,
Tear - off protection,
Pulling protection



- Increased line shift for enhanced permutation capabilities.
- Excellent line shiftment for greater combinatorics.
- Wide range of permutations thanks to more drilling picture variations.
- Profiled shoulder.
- Modular technology in the EU profile.

- Complete range incl. mechatronics.
- Closed key channel.
- Drilling, tear - off and pull protection.
- Colour cap keys also available in the long and extra - long versions in 19 models.
- KESO 4000S Omega with interactive locking pin.
- Patent valid until 2023.

The Key To Your World



ROUND KEYS



COLOUR CAP KEYS



TRAPEZE KEYS



MECHATRONIC KEYS



SWISS PROFILE



EURO PROFILE



MECHATRONICS



ELECTRONICS

Thanks to ongoing developments, a holistic product philosophy and the expert knowledge of the Keso development department, Keso can continue to guarantee the compatibility and modularity of all systems in the future.



PADLOCKS
AVAILABLE
SEE PAGE A.14



FOR CYLINDER
SIZES AVAILABLE
SEE NEXT PAGE



We have a dedicated in-house Keso facility for cutting keys and cylinder pinning from single cylinder to a complicated Master Keyed Suite.

Cylinder Locks

FOR ALL FEATURES & CYLINDER TYPES... PLEASE DOWNLOAD OR REQUEST OUR DETAILED BROCHURE

NEW Keso 8000 Modular System



KESO
ASSA ABLOY

COMING SOON

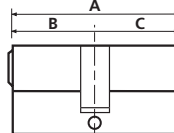
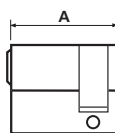
PATENTED UNTIL 2034

KESO 8000Ω2 is the latest generation of mechanical and mechatronic locking systems with new active copy protection. The reversible key system is suitable for both complex and simple locking systems.

With a **patent valid until 2034** and functional design protection, the new KESO system offers extremely long investment protection. The system is rounded off with an innovative modular system for problem-free extension or shortening of the cylinders on-site.

- Active copy protection Ω2
- Investment protection
- Uncompromisingly secure
- Reversible key system
- Chrome nickel steel housing
- Built to the latest standards
- Drilling protection as standard
- Active key protection

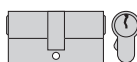
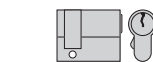
- Delta 5-pin.
- Delta CC 6-pin.
- Delta CC anti-drill.
- Supplied with 3 keys.
- Available KD only.
- Popular keyway.
- Satin Chrome or Polished Brass on certain cylinders.
- Blister packing available.



A	BODY LENGTH
B	EXTERNAL SIDE
C	INTERNAL SIDE



CODE	(A)	(B/C)	SC	PB	PACK
EURO SINGLE					
DTES40	●	40mm	-	✓	1
DTES45	●	45mm	-	✓	1
EURO SINGLE & TURN					
CCEST35.35	●	70mm (35/35T)	✓	✓	1
CCEST40.40T	●	80mm (40/40T)	✓	✓	1
EURO DOUBLE					
DTED60	●	60mm (30/30)	-	✓	1
DTED70	●	70mm (35/35)	✓	✓	1
CCED35.35	●	70mm (35/35)	✓	✓	1
DTED80	●	80mm (40/40)	✓	✓	1
CCED40.40	●	80mm (40/40)	✓	✓	1
CCED45.45	●	90mm (45/45)	✓	✓	1
CCED50.50	●	100mm (50/50)	✓	✓	1
DTED110(55.55)	●	110mm (55/55)	✓	-	1
EURO DOUBLE OFFSET					
DTED80(30.50)	●	80mm (30/50)	✓	✓	1
CCED35.45	●	80mm (35/45)	✓	✓	1
DTED80(35.45)	●	80mm (35/45)	✓	✓	1
DTED85(30.55)	●	85mm (30/55)	✓	✓	1



BLISTER PACKING
AVAILABLE

CODE	(A)	(B/C)	SC	PB	PACK
EURO DOUBLE OFFSET CONTINUED					
CCED35.50	●	85mm (35/50)	✓	✓	1
CCED40.45	●	85mm (40/45)	✓	✓	1
CCED35.55	●	90mm (35/55)	✓	✓	1
CCED40.50	●	90mm (40/50)	✓	✓	1
DTED95(35.60)	●	95mm (35/60)	✓	✓	1
CCED45.50	●	95mm (45/50)	✓	✓	1
CCED40.60	●	100mm (40/60)	✓	✓	1
CCED45.55	●	100mm (45/55)	✓	✓	1
DTED110(50.60)	●	110mm (50/60)	-	✓	1
CCED50.60	●	110mm (50/60)	✓	✓	1
RIM MORTICE THUMBTURN (SINGLE)					
DTRM-T	●	Rim Mortice	✓	-	1
OVAL SINGLE					
DTOS45	●	45mm	✓	✓	1
OVAL SINGLE & TURN					
DTOST60	●	60mm (30/30T)	-	✓	1
OVAL DOUBLE					
DTOD60	●	60mm (30/30)	✓	✓	1
DTOD70	●	70mm (35/35)	✓	✓	1

WKS Delta 5-Pin Limited Availability -
Items will not be re-ordered.

CODE	(A)	(B/C)	TYPE	FINISH	PACK
EURO SINGLE & TURN - COG WHEEL CAM					
CCEST66	66mm (33/33T)		Boxed	MN	1
COPY BLANKS					
KB-YA1	YA1E		-	-	1
ULO50	ULO50		-	-	1

- Includes 3 keys.
- Matt nickel finish.
- Includes fitting screw.
- 5 pin security.
- Ergonomic thumbturn.
- 66mm (33/33).

Euro Single & Turn - Cog Wheel Cam



We offer a wide range of ASSA cylinders systems. RUKO 5-Pin Cylinders, ASSA 5/6-Pin Cylinders, ASSA Flexcore and ASSA P600. Available on request - ASSA Flexcore Plus Patented and ASSA 5800 Twin-Combi Patented.



ASSA®

SEE PAGE D.6 - D.7

Various Patented Cylinder Systems To Suit Your Needs

Gain returning customers Grow your business

Did you know that it costs five times as much to attract a new customer than to keep an existing one?

Becoming a centre is the perfect opportunity to to **keep your customers coming back**, power up your sales and **boost** your business.

When you sign up as a centre, your cylinder sales won't be a one off anymore because you will steadily gain repeat key business and multiply long-term returns on your efforts.

You can choose among four top-quality patented cylinder systems.

Our cylinder systems have passed a number of rigorous security tests against the most common forms of attempted burglars and will offer your customers ultimate peace of mind.

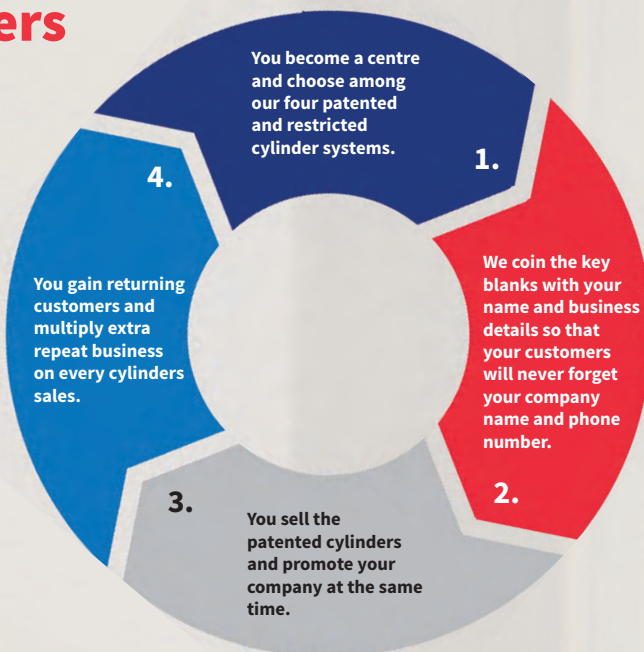
With superior build quality and reliability, you can recommend our cylinders with confidence and **enjoy the return key business they will generate for you.**



Our restricted and patented key systems guarantee **mutual benefits to you and your customers: you get return key business**, your customers will love the security of being always in control of who has access to their doors.

With our patented cylinder systems, you will generate the extra sales and steady cash flow you need to **grow** your business over time.

**CONTACT YOUR LOCAL REP OR CONTACT OUR
SALES OFFICE FOR MORE INFORMATION**



Why Should I Become a Centre?

- Your customers will never forget you.**

You will advertise your company where it matters the most. With your business details coined on your key blanks, your customers will see your company name and phone number every time they use their keys.

- You will have your exclusive centre number.**

You will be the only one authorised to cut keys generated by your centre and reap the benefits of your cylinder sales.

- You will keep your customers coming back.**

All our cylinder systems and key blanks are patented. That means that your customers will come back to you every time they need a new key. Your business will benefit from extra profit **with no additional effort** on your side.

- Perfect for master key plans.**

All our cylinder systems are ideal for master key plans as the range spans from euro double to padlocks, from euro single to rim cylinders. This means you can multiply your cylinder and key sales in one fell swoop.

- Long-term returns on your investments.**

Ups and downs can kill your business. Returning customers will build a **steady cash flow** going into your company and fuel your business growth over time.

- We will support you.**

Our experienced team of experts will always be there to support you along the way.

- Minimum set up costs.**

We require a small financial commitment to help us provide you with the first-rate products and service you deserve.

Salto Danalock V3



SMARTEN UP YOUR HOME

Smart Motorised
Locks

Danalock **residential smart locks** replace the traditional home door key with an electronic system that allows you to use your smartphone to control your door, your guests and your home.

Easy to install and manage, Danalock lays the foundation for a truly smart home when it comes to security.

Easy access

With Danalock, sharing access with relatives and friends is extremely easy. You can receive notification when the lock is used - and by whom - along with impressive features that eliminate the problems of mechanical keys.

And in addition, Danalock senses your presence and knows just when to unlock or lock the door (which is similar to how modern vehicles operate).

Easy to install, subtle, yet secure

Danalock's installation is so simple, you can do it yourself in five minutes or less.

The beauty of Danalock's residential smart lock lies within. Danalock smart locks are simple in appearance, but offer the sophisticated security your home needs.

The enabler to smart home possibilities

Interoperability has always been a cornerstone in Danalock products. The V3 is by far the most versatile and flexible platform available and is setting new standards in cross platform interoperability.

Danalock Integrations

Danalock offers different Z-Wave versions, and also a ZigBee version. This enables it to be integrated in different ecosystems like Amazon Echo, Nest, IFTTT, Harmony, etc., converting the Danalock V3 as the trigger or starter that will boost your home system as soon as you unlock your door.

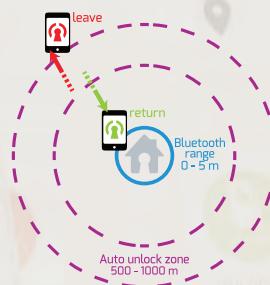
Twist assist

Turn the handle slightly and the door locks or unlocks. You can twist assist again 5 seconds after the Danalock has finished turning. A smart solution, even for people with reduced mobility.



Automatically unlocks when you approach the door

With auto unlock activated, coming home is as easy as it gets. The automatic GEO location detection determines your position when you enter the auto unlock zone approximately 500 - 1000m from your Danalock, and unlocks your door when you get in Bluetooth range 0 - 5m from your door.



Automatically locks when you leave

Thanks to the automatic timed locking, it is also possible to automatically lock your door to increase your peace of mind.

Some features may be affected by the smart phone model or quality of GEO location signal.

Euro Profile & Scandinavian Cylinder Compatible

On compatible cylinders only (See next page).

Danalock Universal module

This module is a special device that enables you to control doors such as garage doors, door strikes, electromechanical or magnetic locks, gates, windows, shades, etc. Completely integrated on the Danalock platform, it enables operation of such locking devices with your Danalock V3.

COMING
SOON

Danabridge



A gateway to immediate worldwide control of your Danalock from anywhere in the world. Perform remote openings or see the battery status in real time from anywhere.

Danafob

The keyfob is perfect for children or elderly people without a smartphone.




Compatibility depending on the smartphone model.

iOS version 9.0

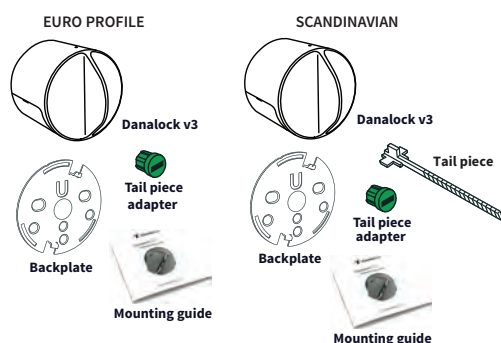
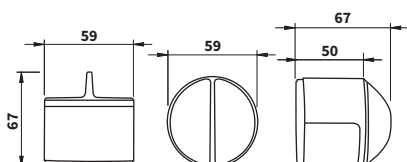
Android 5.0 - 6.1 Recommended

FOR ALL FEATURES... PLEASE DOWNLOAD OR REQUEST OUR DETAILED BROCHURE

Salto Danalog V3 Motorised Locks



DNL-BLE-



CODE	PRODUCT	TYPE	FINISH	PACK
DANALOCK V3 FOR EUROPEAN PROFILE CYLINDERS				
DNL-BLE-EU-STD	BLE (Bluetooth Low Energy)	Boxed	Silver	1
DNL-BLE-EU-ZB	BLE plus Zigbee technology	Boxed	Silver	1
DNL-BLE-EU-ZW	BLE plus Z-Wave technology	Boxed	Silver	1
DNL-BLE-EU-HK	BLE Apple Homekit technology	Boxed	Silver	1
DANALOCK V3 FOR SCANDINAVIAN PROFILE CYLINDERS				
DNL-BLE-SC-STD	BLE (Bluetooth Low Energy)	Boxed	Silver	1
DNL-BLE-SC-ZB	BLE plus Zigbee technology	Boxed	Silver	1
DNL-BLE-SC-ZW	BLE plus Z-Wave technology	Boxed	Silver	1
DNL-BLE-SC-HK	BLE Apple Homekit technology	Boxed	Silver	1
BATTERIES FOR DANALOCK V3 MOTORISED LOCKS				
DNL-BLE-BATTERY	CR123A lithium batteries - Pack of 4			4

- Connectivity: BLE/HomeKit/Zigbee/Z-Wave.
- Fits mainstream Scandinavian cylinders.
- Special Euro Profile cylinders available.
- Requires 4 x Batteries available separately.
- Auto lock & Unlock.
- Danalog requires 4 x CR123A lithium batteries.
- Expected life time: 9000 openings / 1 year.
- BLE: Bluetooth Low Energy.



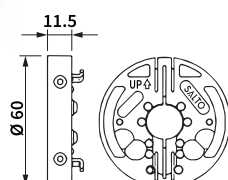
BATTERIES

POPULAR ADDITIONAL ITEMS TO BE USED IN NON-RETROFIT APPLICATIONS		
CYLINDER	SASH LOCKCASE	HANDLES & ESCUTCHEONS
 <ul style="list-style-type: none"> • Satin Chrome or Satin Brass Finish. • Use adaptor for existing cylinders - see page J.11. 	 <ul style="list-style-type: none"> • Other lockcase types are available. 	 <ul style="list-style-type: none"> • Lever handle on 8mm rose. • 8mm Euro escutcheons. • Stainless Steel.
Go to page A.22	Go to page C.4	Go to page C.10 - 11

Salto Danalog Adaptor for Existing Double Clutch Euro Cylinders



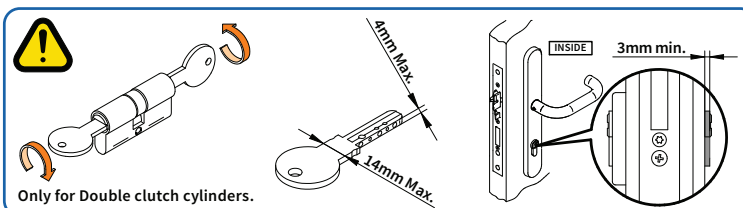
DNL-KT



CODE	PRODUCT	TYPE	FINISH	PACK
DANALOCK EXISTING EURO CYLINDER ADAPTOR				
DNL-KT	Euro cylinder adaptor	Bagged	-	1

The Danalog Smart Lock Adaptor for euro profile cylinders has been designed to fit the Danalog v3 electronic lock in combination with double clutch mechanical cylinders. This avoids the need to use the special Danalog cylinders to fit the lock to the door. It allows you to use the cylinder that your customer already has on their door, or a cylinder of your choice - depending on the installation requirements. If you use the existing mechanical cylinders, you can preserve any master key or keyed alike systems that your customers might have.

- Easy to install.
- Compatible with all Euro double profile cylinders (Subject to the fitting instructions).
- Requires the amendment of the cylinder key.
- Cylinder has to have a minimum 3mm protrusion for the adaptor to work.





Double Clutch Cylinders Available In These Systems See A.8-A.13

2000 Premier **XT**

3000 **XT**

ESA Technik Pro

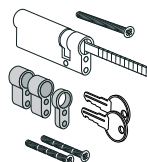
Danalock 1-Star Patented (2032) Euro Cylinders

CODE	(A) (B/C)	TYPE	FINISH	PACK
DANALOCK EUROPEAN PROFILE CYLINDER (ESLA TECHNIK PRO)				
TKP1-DNL-ED55(30.25)	55mm (30/25)	Boxed	Satin	1
ADDITIONAL KEYS				
DNL-BLE-XKEY-LATER	Additional keys to be cut later			1

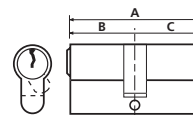
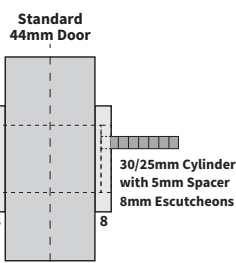
The EURO cylinder is not standard. There is no key option for the inside but a tail-piece. The internal cylinder body has a fixed dimension of 25mm. It includes: 1x cylinder, 2x spacers 10mm, 1x spacer 5mm, 1x cylinder screw, 2x backplate screws, 2x keys, 1x security key card.

- 6-Pin Key System.
- Patented Key Section (2032).
- Pick Resistant.
- Anti-Bump Resistant.
- Tested to EN1303:2005.
- Tested to EN1303:2005.
- British Standard 1-Star Rated.
- Supplied with 2 Keys.

Limited Availability - Items will not be re-ordered.





TKP1-DNL-ED55(30.25)



A	BODY LENGTH
B	EXTERNAL SIDE
C	INTERNAL SIDE

Salto Danalock Universal Module

CODE	PRODUCT	TYPE	FINISH	PACK
DANALOCK UNIVERSAL MODULES				
DNL-UNI-BLE	BLE (Bluetooth Low Energy)	Boxed	-	1
DNL-UNI-ZIGBEE	BLE plus Zigbee technology	Boxed	-	1
DNL-UNI-Z-WAVE	BLE plus Z-Wave technology	Boxed	-	1
DNL-UNI-APPLE	BLE Apple Homekit technology	Boxed	-	1
12V 1.5A POWER SUPPLY FOR DANALOCK UNIVERSAL MODULES				
DNL-UNI-PSU	12v 1.5A power supply for UK	Boxed	-	1


The Danalock Universal module is a special device that enables you to control doors such as garage doors, doorstrikes, electromechanical or magnetic locks, gates, windows, shades, etc. Completely integrated on the Danalock platform, it enables operation of such locking devices with your Danalock V3.



DNL-UNI-



Salto Danapad


CODE	PRODUCT	TYPE	FINISH	PACK
DANAPAD				
DNL-BLE-PAD-STD	Danapad keypad	Boxed	Silver	1

Wireless, smart access keypad that enables homeowners and businesses to manage secure access for delivery, contractors, cleaning and pet services, and those without a smartphone or access to the smart home system such as children, elderly residents, visitors or guests.



DNL-BLE-PAD-STD

Salto Danalock Demo Models

CODE	PRODUCT	TYPE	FINISH	PACK
DANALOCK DEMONSTRATION UNITS				
DNL-BLE-EU-STD-DEMO	Danalock BLE - Euro Cylinder	Boxed	Silver	1
DNL-BLE-SC-STD-DEMO	Danalock BLE - Scandinavian Cylinder	Boxed	Silver	1

The Danalock V3 Demo Unit is perfect for your counter. It will draw your customers' attention so that you will be able to show how the lock works and increase your sales.

- For Euro cylinders or Scandinavian locks.
- Bluetooth technology.

DNL-BLE-EU-STD-DEMO



WKS DOOR HARDWARE

BUILT TO LAST



HANDLES



ESCUTCHEONS



LOCKCASES

**Durable and
stylish locks and
door hardware
solutions for
any project.**

SEE SECTION C FOR MORE INFORMATION

Access Control Systems

Systems Summary B.1 - B.2

Salto Self-Programmable B.3 - B.4

Mobile Key Cloud Based B.5 - B.6

Salto KS Cloud Based B.7 - B.8

Salto XS4 B.9 - B.10

Keso Mechatronics B.11







YOUR KEY
SUPPLIER FOR
ACCESS CONTROL SYSTEMS

Systems Summary

Enjoy the convenience of an electronic access control solution. Browse our growing range of access control systems to find the perfect solution for your building.

Easy to install and manage, your customers will have full control of who has access to the doors of their building.

	 Self-Programmable Card System	 Software Based Offline	 Software Based Online	 Cloud Based System
How to Add New Users	<ul style="list-style-type: none"> • Present programming card to the door. • Present user card. • Present programming card. 	<ul style="list-style-type: none"> • Add user to the software. • Issue credential to user. • Add access rights to the door(s). • Go to the door(s) with the programming device and update. • Use programming device to update the software. 	<ul style="list-style-type: none"> • Add user to the software. • Issue credential to user. • Add access rights to the door(s). • Update the door(s) directly from the PC software. 	<p>All steps completed within the browser/app</p> <ul style="list-style-type: none"> • Add a user. • Issue credential to user. • Add access rights for the user to the door(s). • Access right will be automatically updated with no further step required.
How to Delete/Block User Credential(s)	<ul style="list-style-type: none"> • Present programming card to the door. • Present shadow card. • Present programming card. 	<ul style="list-style-type: none"> • Delete/block user credential within the software. • Go to the door(s) with the programming device and update. • Use the programming device to update the software. 	<ul style="list-style-type: none"> • Delete/block user credential within the software. • Update the door(s) directly from the PC software. 	<p>All steps completed within the browser/app</p> <ul style="list-style-type: none"> • Delete/block user credential within the browser/app. • Access right will be automatically updated with no further step required.
Audit Trail (Door)	<ul style="list-style-type: none"> • Not Available 	<ul style="list-style-type: none"> • Go to the door(s) with the portable programming device. • Download data from the door(s). • Upload the history to the PC software and view the audit trail. 	<ul style="list-style-type: none"> • Download the history of the door(s) directly from the PC software. 	<p>All steps completed within the browser/app</p> <ul style="list-style-type: none"> • Read the history of the door(s) directly from the browser/app.

Systems Summary

	 Salto Self-Programmable	 MobileKey	 Salto KS	 Salto XS4	 Keso Mechatronics
System type	SELF-PROGRAMMABLE	SOFTWARE BASED OFFLINE, CLOUD BASED (WITH EXTENSION)	CLOUD BASED	SOFTWARE BASED ONLINE, SVN	SOFTWARE BASED ONLINE, OFFLINE & STAND-ALONE
Max. No. Of users per door	LIMITED	100	UNLIMITED	4 MILLION	UNLIMITED
Max. No. Of doors per system	1000	20	16 DOORS PER IQ UNIT, UNLIMITED IQ UNITS	65,000	UNLIMITED
Real-time management	-	-	✓	✓ (ONLINE DOORS)	✓ (ONLINE DOORS)
System management	PROGRAMMING CARD	WEB, USB PROGRAMMER	WEB BROWSER, MOBILE APP	PC SOFTWARE (PROACCESS), PORTABLE PROGRAMMING DEVICE (PPD), READER/ENCODER	PC SOFTWARE (K-ENTRY), PORTABLE PROGRAMMING DEVICE (PPD)
System subscription	-	-	✓	✓ (BLE ONLY)	-
Audit trail (history)	-	✓	✓	✓	✓
Access time slots	-	✓	✓	✓	✓
Locking timed schedule	-	-	-	✓	✓
Handle sets available	✓	-	✓	✓	✓
Cylinders available	✓	✓	✓	✓	✓
Wall readers/keypads available	✓	✓	✓	✓	✓
Padlocks available	-	-	✓	✓	-
Cameras available	-	-	✓ (KS CONNECT)	-	-
User credentials	CARDS, I-BUTTONS	TRANSPONDER KEYS	TAGS, CARDS, MOBILE APP	TAGS, CARDS, MOBILE APP (BLE ONLY)	KEYS, TAGS, CARDS
Other locking variations available	-	-	✓	✓	✓
Lock down mode	-	-	-	✓	-

Glossary Of Terms

- **Access Time Slots:** Timed periods in hours or days that a user has access through a lock.
- **Audit Trail:** A historical list of activity logged by an electronic locking device or a user's credential.
- **Credentials:** Any user assigned personal use media i.e. a card, fob, tag, bracelet, phone etc. used to unlock an electronic locking device.
- **Cloud-Based System:** A system program that is accessed via a web browser or a Mobile App, with all changes taking place on the system manufacturers own secure data site. There is no software or data held on the user's device.
- **Encoder:** Used to encode access rights for electronic locks to a user's credential i.e. a card, fob, tag, bracelet etc.
- **Gateway and Nodes:** A Gateway is a device that is on a system network that passes system wireless communications to and from locking devices with wireless nodes.
- **Mechatronics:** A system that can have Masterkeyed Mechanical locks along with Masterkeyed Mechanical locks with additional Electronics allowing a larger flexibility of access control within the same system.
- **Offline System:** A group of standalone locks that if changes are required within the system i.e. a lock's access rights, these changes must be individually updated manually using a programming device at each of the affected locks. Up to date audit trails and battery status are only available when the programming device is connected to an individual lock.
- **Online System:** A group of electronic locking devices that are on the same network which are monitored by the system program in real time providing lock status feed back (locked, unlocked, audit trail, battery status etc.).
- **Portable Programming Device (PPD):** A device used to Program the system User Access Rights to the Electronic Locking Devices.
- **Programming Card:** A card used to program user credentials (normally card or tags) to a standalone locking device.
- **Scheduled Time Slots:** Timed periods in hours or days that a lock can automatically Lock/Unlock or enter/exit office mode.
- **Shadow Card:** A duplicate of a user's card that is kept by the electronic lock manager and used to remove a user's lost card or delete a user from the lock. Normally used in conjunction with the Programming Card.
- **Update on Card/ Data on Card / SALTO Virtual Network (SVN) / Network on Key (NOK):** It allows users to transfer system access rights via their encoded card to the stand-alone locks (read, receive and write back information).
- **Wall Reader or Keypad:** A device that either reads a user's credential or a number input which if authorised allows the unlocking of a connected locking device e.g. electric lock, magnet or electric strike.
- **Real-Time Management:** Track individual events and update the system in real time directly from the management interface (pc software, web browser, app).



Page C.1 - C.10

Lockcases & Handles

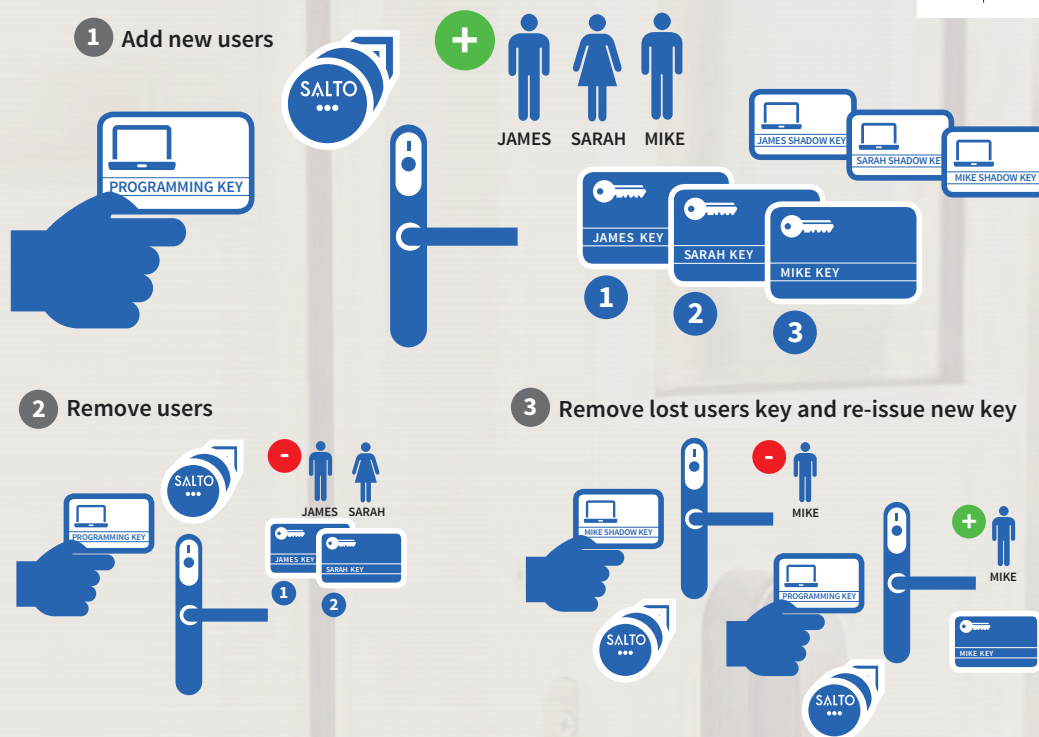


Page J.5 - J.6

Door Closers

Salto Self-Programmable Access Control System

How it works

SALTO
inspiredaccess

A NEW ERA IN YOUR LIFE - KEYLESS WORLD

Unlike conventional locks where if the keys are lost you have the expense and inconvenience of replacing all the affected locks and keys with the SALTO XS4 RFID e-lock or e-cylinder self programmable system you just delete the missing key from the system and issue a new one to the user. It's that simple.

Main features and advantages

- Wire free and battery powered, no complicated installation is needed and the existing mortise lock can be kept reducing the installation cost.
- The electronic cylinder is approved to the highest European security standards.
- Needs no computer, all key maintenance is done through a programming key and user's shadow keys. This allows up to 1,000 system users.
- Available in a huge range of solutions depending on the door as e-lock or electronic cylinder, wall readers, automatic door version, panic bar and euro mortise lock.
- Available passage mode in all versions, permitting the door to be opened if needed.
- Emergency opening can be performed if needed through the EPS100.
- The system can be upgraded simply by using a Portable Programming Device (PPD) making it possible to upgrade to a ROM system or a data on card SVN system when your needs change.

1 Add new users

If you need to add new users you just have to present the programming key once to the reader followed by the user keys that you want to operate this lock. You can close the programming procedure by presenting the programming key again at the end, or wait 5 seconds for the lock to close the programming mode itself (A single beep will be heard).

2 Remove users

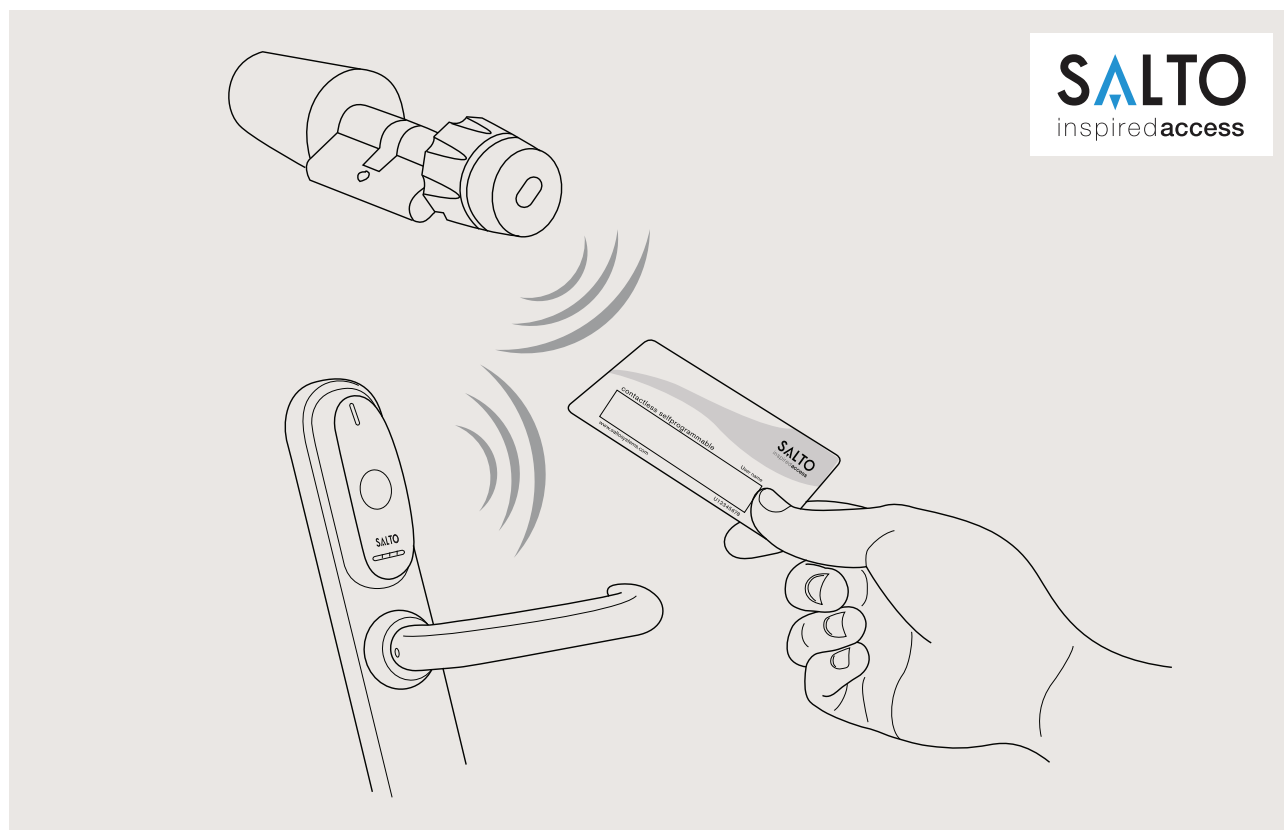
If you want to delete a user key, which is still in your possession, you simply present the programming key followed by the user key (or keys) you want to delete. The process is closed by presenting the programming key again, or by time out.

3 Remove lost users key








If a user key is lost it can be deleted from a lock just by touching the shadow card of this user key to the reader. The user key related to the shadow key used is then deleted.

TO DISCUSS YOUR REQUIREMENTS PLEASE CONTACT sales@keyprint.co.uk

Salto Self-Programmable Access Control System



Salto Self-Programmable - Components

SALTO SELF-PROGRAMMABLE COMPONENTS			
XS4 HANDLE SETS	XS4 GEO CYLINDERS & PADLOCKS	CREDENTIALS	
 <ul style="list-style-type: none"> • Offline. • Battery operation. • Key override available. • Available 72 or 85mm centres. • Various handle styles and finishes available. 	 <ul style="list-style-type: none"> • Extensive range of wire-free, stand-alone electronic cylinders. • Padlocks available. 	 <ul style="list-style-type: none"> • Contactless RFID. • Programming cards. • Shadow cards. • User Cards. 	
XS4 WALL READERS & KEYPADS	LOCKCASES	XS4 LOCKER LOCK	PANIC BAR - EURO
 <ul style="list-style-type: none"> • Enable the expansion of access control benefits to all those doors where a stand-alone electronic escutcheon cannot be fitted. 	 <ul style="list-style-type: none"> • Available 72 or 85mm Centres. • Various finishes available. 	 <ul style="list-style-type: none"> • The XS4 Locker Lock provides high level security to a wide range of lockers, cupboards, cabinets, boxes, etc. 	 <ul style="list-style-type: none"> • Doors equipped with panic bars to be controlled with an innovative stand-alone electronic locking system.

Salto Self-Programmable - System Example and What You Need

Getting Started: 1 Door Example

- A**
- 1x Programming Card.
 - 1x Pair of User/Shadow Card.

- B Lock Type:**
- 1x Handle Sets or
 - 1x Wall Reader or
 - 1x Cylinder or
 - 1x Padlock or
 - 1x Locker Lock or
 - 1x Panic Bar.

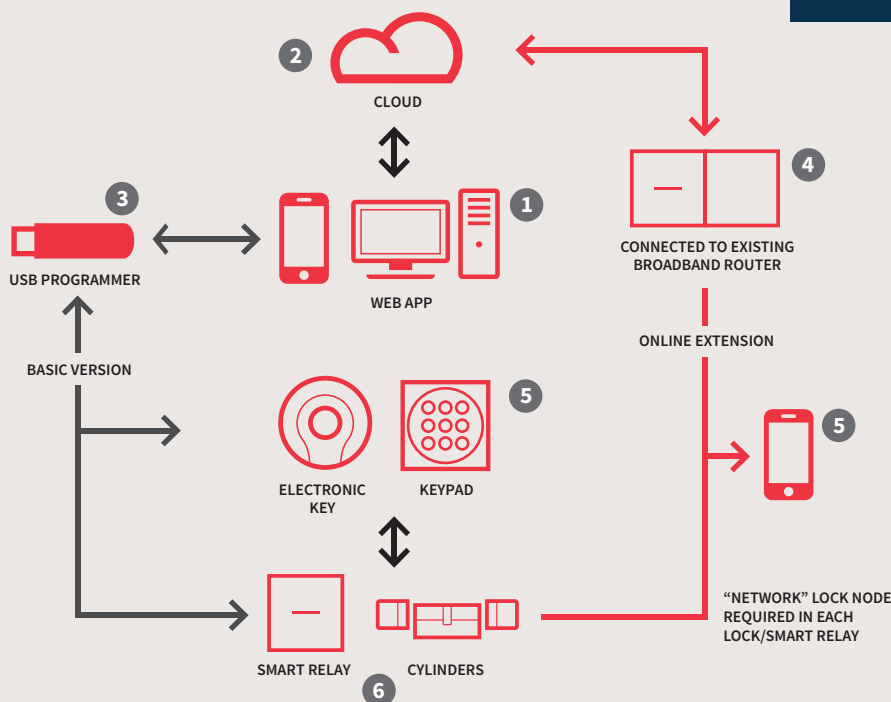
- C Locking Mechanism:**
- 1x Lockcase or
 - 1x Electric Strike or
 - 1x Magnet.

Cylinders can be retrofitted to existing lockcases.

For additional door(s), you only need additional lock types and locking mechanisms.

Simons Voss - MobileKey

How it works



Easy to install, set up and manage, Mobile Key brings **wireless access control to your small or medium-sized business. For up to 20 doors.**

You can tailor your system to your preferences and have the ability to control who has access, where and when and have event logging at your fingertips.

Affordable and cost-effective

- Enjoy the convenience and enhanced security of being in control of your building at a fraction of the cost of a fully-wired solution.

Easy to install

- You can retrofit your existing doors thanks to a cable-free installation with minimal disruption to current occupants or visitors to your building.

You don't need to phone up the IT guys

- You don't have to install complicated software to set up your Mobile Key system. With just a few clicks you can **manage who can access which doors and when on your web browser**. Simple as that, you can log into your web account with your desktop, tablet or smartphone anytime, anywhere.

Low maintenance costs

- Mobile Key is a secure and convenient way to control your building. With long-lasting battery life, it takes away the stress of current everyday security.

No pesky small print

- Mobile Key is a truly plug and play solution with no subscription plans or additional fees: you'll be ready to control your system as soon as you install your new locks and set up the web app.

1 Web App

MobileKey is set up and managed using an app. The app can be run on all internet-ready devices such as PCs, tablet PCs, Macs or smartphones. Just a few clicks and you can specify who has which access authorisations. Simple as that and change them whenever you like.

2 SimonsVoss server

The web app data are transmitted to the SimonsVoss server, where they are applied as a locking plan and then sent back to the web app. Everything is automatic – you don't need to do a thing.

3 Basic version

The config device allows you to transfer data to your transponders and locking components. Your system is now ready for use.

4 Optional: online extension

In the online version, your networked locking components connect directly with the server via a SmartBridge. This ensures system equipment and authorisation changes are implemented almost in real time. Full control anywhere at any time.

5 Remote control key as an ID medium

Unlock without mechanical keys using a transponder, PinCode keypad or smartphone. It's that simple for you to change to the digital way of locking.

6 Locking components

Press the button and your wireless key transmits individual stored authorisations to the digital cylinders or a specially designed relay. Doors and gates will then open if the authorisation is valid.

Security takes top priority









Your data is stored on an audited SimonsVoss server in Munich, Germany. No need to worry about data security and data management: we will do it for you to the strictest of standards.

TO DISCUSS YOUR REQUIREMENTS PLEASE CONTACT sales@keyprint.co.uk

Simons Voss - MobileKey



Simons Voss - MobileKey - Components

MOBILEKEY COMPONENTS					
USB PROGRAMMER	DIGITAL EURO CYLINDERS	TRANSPONDER KEY	PINCODE KEYPAD	DIGITAL SMART RELAY	ONLINE EXTENSION
					
STARTER SET 1			STARTER SET 2		
					

Simons Voss - MobileKey - System Example & What You Need

Getting Started: 1 Door Example

- A**
- 1x USB Programmer.
 - 1x Transponder Key.

- B** Lock Type:
- 1x Digital Euro Cylinder or
 - 1x Digital Smart Relay.

For additional door(s), you only need additional lock types.

Cylinders can be retrofitted to existing lockcases.

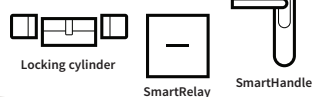
Simons Voss - System 3060 Available

Simons Voss
technologies

System 3060 is a solution for greater flexibility

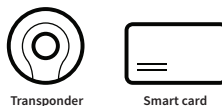
Three key elements form the basis for System 3060

1. Digital locking device



All the intelligence is focused in the digital locking device: It knows each and every access-authorised person and performs all monitoring and control function for the door concerned.

2. ID medium



Transponders and smart cards contain their owner's complete access rights. An identification signal is all that is needed to open and close the door in question.

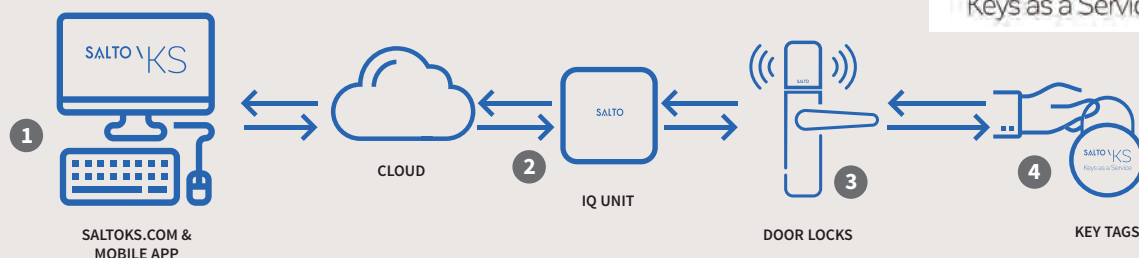
3. Central system control



Access rights are controlled centrally using the LSM software and transmitted to digital locking devices and identification media.

Salto KS - Keys as a Service

How it works



Incorporating SALTO's proven reliability and stability in cloud-based access control, SALTO KS - Keys as a Service - offers a solution that every business is looking for with vastly better functionality and performance than is possible with a traditional solution.

SALTO KS provides a flexible access control management system that requires no software installation or the added expense of a fully-wired electronic product. All that is needed is an online device with an Internet connection.

- SALTO KS has established proven reliability and its recognised stability brings cloud access control to any business, providing vastly better functionality and performance than is possible in a traditional mechanical solution.
- A flexible management system that only requires an online device with an Internet connection.

Open doors remotely

- With SALTO KS "Code," SALTO KS' one-time password technology, users can open doors remotely without a key. One of the cool but functional features of SALTO KS is the remote access.

Gain activity insights

- Receive notifications regarding door and user activity. Saltoks.com provides a message centre that allows users to self-configure messages. For example, learn who entered at what time, or when a door is left open. Messages can be configured to be sent to a number of recipients and to three receiving device types: Email, SMS and App push notifications.

Multi-platform

- Manage SALTO KS from any device – phone, tablet, PC – all you need is an online device with an Internet connection.

Security

- With SALTO KS App "Code," SALTO KS' one-time password technology, the system makes sure users have proper rights to perform changes.

Subscription required

- Based on number of users.

Combining intuitive software platform with high-quality hardware, **you don't require any complicated training** to use Salto KS. Let's see why:

1 Real-time control

Thanks to Salto KS management platform, you will:

- Create profiles for users, assign or block tags, define which doors they may enter on which days, at which times.
- Let your co-worker or the delivery guy in remotely.
- Oversee access across multiple locations from one single account.
- Send a one-time credential to a guest as it offers authentication both via tag and mobile phone.
- Manage everything live from any device with an internet connection – phone, tablet, smartphone etc.
- Put door into office mode, then lock later.

2 IQ Unit

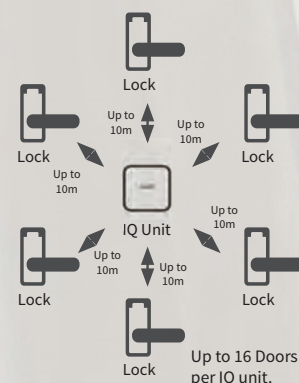
The IQ is an innovative device that receives all changes and settings and ensures that all locks are updated within seconds. It manages internet connectivity by itself.

3 Salto cylinders, escutcheons, handles and wall readers

Salto cylinders and handle locks are battery operated and wirelessly connect to the IQ to check whether the presented tag or smart device has the appropriate access rights to gain access. You even get a notification when batteries are low and it's time to replace them. Fully weatherproof, all hardware components are also suitable for your outdoor doors and gates.

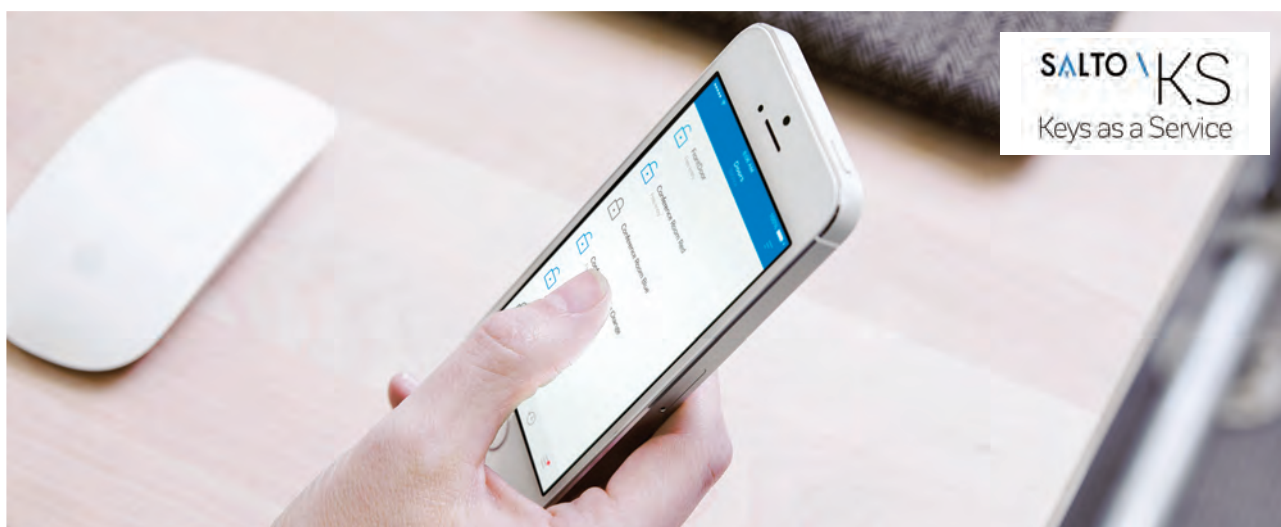
4 Salto KS tags - stop copying keys

Tags replace that ring of keys and grant designated access to visitors, employees, or even delivery services whenever it's appropriate for them to enter. Simply assign a tag and define when and where that tag can go. If your co-worker loses a tag, block it and assign a new one.














TO DISCUSS YOUR REQUIREMENTS PLEASE CONTACT sales@keyprint.co.uk

Salto KS - Keys as a Service



ACCESS CONTROL, ON THE GO AND IN REAL-TIME. STOP REPLACING LOCKS. CONTROL WHO GOES WHERE AND WHEN. OPEN DOORS REMOTELY. GAIN ACTIVITY INSIGHTS.

Salto KS - Components

POPULAR SALTO KS COMPONENTS			
KS HANDLE SETS  <ul style="list-style-type: none"> • Offline. • Battery operation. • Key override available. • Available to fit existing lockcases. • Various handle styles and finishes available. 	KS GEO CYLINDERS & PADLOCKS  <ul style="list-style-type: none"> • Extensive range of wire-free, stand-alone electronic cylinders. • Padlocks available. 	LOCKCASES  <ul style="list-style-type: none"> • Available 72 or 85mm Centres. • Various finishes available. • Nightlatch. • Panic lock. 	
KS WALL READERS & KEYPADS  <ul style="list-style-type: none"> • Enable the expansion of access control benefits to all those doors where a stand-alone electronic escutcheon cannot be fitted. 	IQ UNIT 2.0  <ul style="list-style-type: none"> • The SALTO KS IQ 2.0 connects your wireless locks to the SALTO KS cloud. 	SALTOKS.COM & MOBILE APP  <ul style="list-style-type: none"> • Mobile app, managing who can go where and when in your building is as easy as swiping or tapping a button. 	KS CREDENTIALS  <ul style="list-style-type: none"> • Contactless RFID. • Smart cards. • Maintenance cards. • Key fobs.
OTHER SALTO KS COMPONENTS			
CAMERA MANAGER  <ul style="list-style-type: none"> • Salto KS Connect allows you to seamlessly integrate cameras to your account. 	PANIC BAR  <ul style="list-style-type: none"> • Doors equipped with panic bars to be controlled with an innovative stand-alone electronic locking system. 	CAM LOCK  <ul style="list-style-type: none"> • The XS4 GEO Cam Lock electronic cylinder is specially designed to fit most cabinets equipped with a cam locking mechanism. 	ANNUAL SUBSCRIPTION VOUCHER  <ul style="list-style-type: none"> • Activate the subscription in order to receive every system alert notification, entries messaging and real-time system requests.

Salto KS - System Example & What You Need

Getting Started: 1 Door Example

- A**
- 1x Web browser.
 - 1x IQ Unit (10m range, max. 16 doors).
 - 1x Maintenance Card.
 - 1x Annual Subscription Voucher.
 - User credential(s).

Cylinders can be retrofitted to existing lockcases.

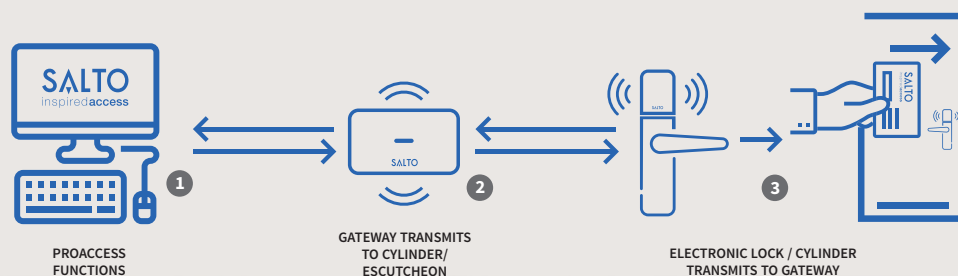
- B Lock Type:**
- 1x Handle Sets or
 - 1x Wall Reader or
 - 1x Cylinder or
 - 1x Padlock or
 - 1x Panic Bar.

- C Locking Mechanism:**
- 1x Lockcase or
 - 1x Electric Strike or
 - 1x Magnet.

For additional door(s), you only need additional lock types and locking mechanisms. If distance is greater than 10m or the door is in another location, an additional IQ unit is required.

SALTO XS4

How it works



SALTO
inspiredaccess

SALTO has developed the XS4 Wireless online solution. It is designed for applications that need high level real-time access control.

SALTO Wireless can be used as an independent system or as a complement to SALTO Virtual Network (SVN) and hardwired IP solutions.

- It connects battery-powered electronic escutcheons and cylinders by means of low power radio transceivers (2.4 GHz). These interact with XS4 gateways, which are connected by Ethernet/WiFi to the central management computer. With a single click of a mouse you can configure or make changes to the network in real-time.
- You can also download audit trail information for real-time control, delete users remotely and securely, collect battery status for maintenance and much more, all from a single PC and all in real-time.

Secure

- Create 'keyless' buildings.
- Secure all interior and exterior doors.
- Credentials and locks are simply and quickly updated, restricted or deleted remotely.

Compatible With Any Door

- SALTO's extensive range covers virtually every door on the market.

Better User Experience

- Secure access to resources, rooms and facilities for staff and visitors.
- Integrate third party services such as cashless vending, photocopying, library, identity management...

Mobile Virtual Network

- JustIN Mobile SVN (mSVN) is an innovative identification updater system that allows users to update contactless identification cards.

Building Management

- Monitor and manage all user access rights.
- Provide full audit trail capability.
- Minimise lost key expense.
- Integrate all your users' and staff's physical security needs into a single platform management tool.

1 ProAccess functions

- Access event.
- Key cancellation.
- Door monitoring.
- Graphical mapping.
- Battery status.
- Remote emergency opening.
- Lockdown in case of emergency situation.
- Opening function mode.

2 Gateway transmits to cylinder/escutcheon

- Deleted card list.
- Updates to the escutcheon or cylinder.

3 Electronic lock/cylinder transmits to gateway

- Access event.
- Battery status.
- Intrusions alarm.



XS4 Applications

- Commercial
- Education
- Government
- Healthcare
- Leisure & Entertainment
- Transport

The **SALTO XS4 platform** combines electronic door locks, peripherals and software, which allows for providing customised wire-free electronic access control solutions. **Everything fits, everything functions.**




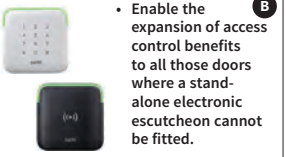







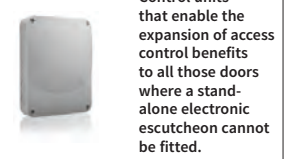


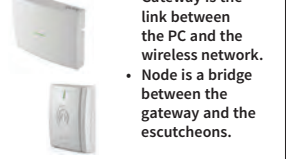
Smarter thinking. Smarter performance. Smarter design.

TO DISCUSS YOUR REQUIREMENTS PLEASE CONTACT sales@keyprint.co.uk

Salto XS4



Salto XS4 - Components

POPULAR SALTO XS4 COMPONENTS			
XS4 HANDLE SETS	XS4 GEO CYLINDERS & PADLOCKS	LOCKCASES	
 <ul style="list-style-type: none"> • Offline. • Battery operation. • Key override available. • Available to fit existing lockcases. • Various handle styles and finishes available. 	 <ul style="list-style-type: none"> • Extensive range of wire-free, stand-alone electronic cylinders. • Padlocks available. 	 <ul style="list-style-type: none"> • Available 72 or 85mm Centres. • Various finishes available. • Nightlatch. • Panic lock. 	
XS4 WALL READERS & KEYPADS	PORTABLE PROGRAMMER DEVICE	XS4 SOFTWARE PROACCESS	XS4 CREDENTIALS
 <ul style="list-style-type: none"> • Enable the expansion of access control benefits to all those doors where a stand-alone electronic escutcheon cannot be fitted. 	 <ul style="list-style-type: none"> • Used by system admin staff to test or program the locks, initialize doors, update locks or collect audit trails. 	 <ul style="list-style-type: none"> • Access control management tool that enables users to program access-time zones, manage different calendars and view audit trails from each door. 	 <ul style="list-style-type: none"> • Contactless RFID. • Smart cards. • Key fobs. • Silicone bracelets. • Key bracelets.
OTHER SALTO XS4 COMPONENTS			
DESKTOP READERS & ENCODERS	ENERGY SAVING DEVICE	WALL READER PEDESTAL	LONG DISTANCE READER VEHICLE ACCESS
 <ul style="list-style-type: none"> • The SALTO encoder is a compact device which reads, encodes and updates cards. • Desktop Reader Created for the Hotel environment. 	 <ul style="list-style-type: none"> • The SALTO in room energy saving device (ESD). 	 <ul style="list-style-type: none"> • A parking or gate pedestal designed for the SALTO Modular Wall Reader range 	 <ul style="list-style-type: none"> • Long range identification solution without having to present the card on the reader. • 3m or 7m models available.
CONTROL UNITS	XS4 LOCKER LOCK	PANIC BAR - EURO	WIRELESS GATEWAYS & NODES
 <ul style="list-style-type: none"> • Control units that enable the expansion of access control benefits to all those doors where a stand-alone electronic escutcheon cannot be fitted. 	 <ul style="list-style-type: none"> • The XS4 Locker Lock provides high level security to a wide range of lockers, cupboards, cabinets, boxes, etc. 	 <ul style="list-style-type: none"> • Doors equipped with panic bars to be controlled with an innovative stand-alone electronic locking system. 	 <ul style="list-style-type: none"> • Gateway is the link between the PC and the wireless network. • Node is a bridge between the gateway and the escutcheons.

Salto XS4 - System Example & What You Need

Getting Started: 1 Door Example

- A**
- 1x PC Software (PROACCESS).
 - 1x Portable Programming device.
 - 1x Reader/Encoder.
 - User credential(s).

Cylinders can be retrofitted to existing lockcases.

- B Lock Type:**
- 1x Handle Sets or
 - 1x Wall Reader or
 - 1x Cylinder or
 - 1x Padlock or
 - 1x Locker Lock or
 - 1x Panic Bar.

- C Locking Mechanism:**
- 1x Lockcase or
 - 1x Electric Strike or
 - 1x Magnet.

For additional door(s), you only need additional lock types and locking mechanisms.



Page C.1 - C.10

Lockcases & Handles



Page J.5 - J.6

Door Closers

The Integrated & Fully Scalable Solution For Your Buildings



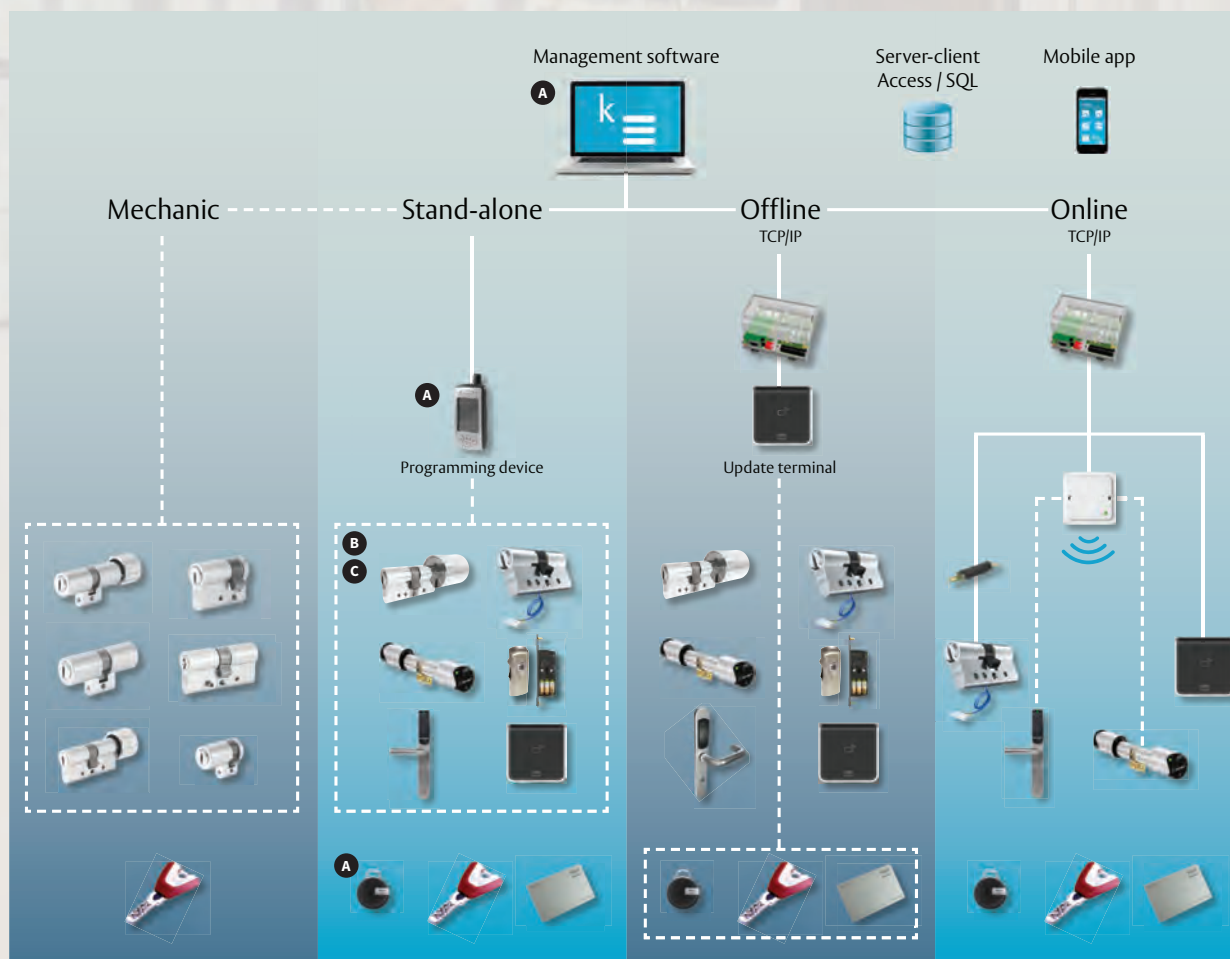
- Wireless electronic cylinder locks and handle sets.
- Mobile App to manage and quickly block lost keys/cards/fobs.
- Updated Readers with a new design.
- Portable Programming Device.
- Integra platform using Legic.
- Updated Access Points up to 8 readers/doors to be managed on one controller.

Key Facts – Systems

- Fully integrated locking system with system guarantee
- Online, offline and stand-alone in a single system
- Wide product portfolio from fittings to mechatronic cylinders
- Wireless technology for online components

Key Facts k-entry® (software)

- One program for all systems
- Clearly arranged key management
- Customisable view
- Drag-and-drop function
- Flexible expansion options
- Mobile client for iOS



Getting Started: 1 Door Example

- A** • 1x PC Software.
• 1x Portable Programming device.
• User credential(s).

Cylinders can be retrofitted to existing lockcases.

- B Lock Type:**
- 1x Handle Sets or
 - 1x Wall Reader or
 - 1x Cylinder or
 - 1x Padlock or
 - 1x Locker Lock or
 - 1x Panic Bar.

- C Locking Mechanism:**
- 1x Lockcase or
 - 1x Electric Strike or
 - 1x Magnet.

For additional door(s), you only need additional lock types and locking mechanisms.

Door Entry Systems

Door Entry Systems B.13 - B.14

Access Control Kits B.15 - B.16

Keypads & Proximity Reader B.17



YOUR KEY
SUPPLIER FOR
DOOR ENTRY SYSTEMS

2EASY Series - 1 Way Audio Entry



CODE	PRODUCT	TYPE	PACK
1-WAY AUDIO KIT COMPLETE			
CDV-CDV17-DSH	1-way audio kit complete	Boxed	1

The 2EASY kit from CDVI is a convenient and high quality audio entry. Connection throughout is 2-wire, non polarised, so installation and maintenance is simple and straightforward. Robust door station with stylish handset - it all adds up to a sophisticated and flexible audio entry system.

- Rugged door station.
- Simple, stylish handset.
- 2-wire connection.
- Expandable.
- Compatible with 2Easy video system.

- CDV-PC6 - Technical Specifications
- Input voltage: 100-240vAC.
 - Input frequency: 50-60Hz.
 - SW port input voltage: max 230vAC, 2A.
 - Rated output voltage: 28vDC + 2vDC.
 - Rated output current: 1.5A.
 - Dimensions: 140 x 90 x 60mm.
 - Environment: -10°C to 50°C.

- CDV17-H2 - Technical Specifications
- Number of relay circuits: 2*.
 - *the second lock output requires CDV-RLC.
 - Power Supply: 24vDC.
 - Power Consumption: standby 2.1mA, working 75.9mA.
 - Lock Power Supply: 12vDC, 280mA (Internal power - Fail secure only).
 - 2-wire.
 - No polarity.
 - Dimensions: 187 x 97 x 33mm.
 - Environment: -20°C to 55°C.

- CDV17-DS - Technical Specifications
- Number of relay circuits: 2*.
 - *the second lock output requires CDV-RLC.
 - Power Supply: 24vDC.
 - Power Consumption: standby 60mA, working 200mA.
 - Lock Power Supply: 12vDC, 300mA (Internal power - Fail secure only).
 - Dimensions: 137 x 49 x 28mm.
 - Environment: -10°C to 45°C.
 - 2-wire.
 - No polarity.

2EASY Series - 1 Way Video Entry



CODE	PRODUCT	TYPE	PACK
1 WAY VIDEO KITS COMPLETE			
CDV4791-B	1-way video kit Black (1x CDV91, 1x CD47-B, 1x CDV-PC6)	Boxed	1
CDV4791-W	1-way video kit White (1x CDV91, 1x CD47-W, 1x CDV-PC6)	Boxed	1

The 2EASY kit from CDVI offer convenient and high quality audio and video entry. Connection throughout is 2-wire, non polarised, so installation and maintenance is simple and straightforward.

- Black or white monitor.
- Simple, stylish door station.
- 2-wire connection.
- Expandable.
- Compatible with 2Easy video system.

- CDV-PC6 - Technical Specifications
- Input voltage: 100-240vAC.
 - Input frequency: 50-60Hz.
 - SW port input voltage: max 230vAC, 2A.
 - Rated output voltage: 28vDC + 2vDC.
 - Rated output current: 1.5A.
 - Dimensions: 140 x 90 x 60mm.
 - Environment: -10°C to 50°C.

- CDV47 - Technical Specifications
- 2 wires, non-polarised.
 - Monitor screen: 7 inch digital colour TFT.
 - Video signal: 1Vp-p, 75Ω, CCIR standard.
 - Display resolutions: 800*3 (RGB) x 480 pixels.
 - Power input: 12/24vDC.
 - Power supply: 20 to 28vDC for indoor monitor.
 - Dimensions: 131 x 225 x 18mm.

- CDV91 - Technical Specifications
- Material: Zinc alloy panel.
 - Surface wall-mount.
 - IP Rating: IP54.
 - Colour CMOS, 520TVL.
 - 1/4" camera, 150° wide angle.
 - Number of relay circuits: 2*.
 - *the second lock output requires CDV-RLC.
 - Power Supply: 24vDC.
 - Power Consumption: standby 0.8W, working 3W.
 - Lock Power Supply: 12vDC, 250mA (Internal power - Fail secure only).
 - 2-wire.
 - No polarity.
 - Dimensions: 176 x 90 x 27mm.
 - Environment: -20°C to 55°C.



2EASY Series - 1 Way Video Entry With Keypad

CODE	PRODUCT	TYPE	PACK
1 WAY VIDEO KITS WITH KEYPAD COMPLETE			
CDV4796KP-B	1-way video kit Black (1x CDV96KP, 1x CD47-B, 1x CDV-PC6)	Boxed	1
CDV4796KP-W	1-way video kit White (1x CDV96KP, 1x CD47-B, 1x CDV-PC6)	Boxed	1

The 2EASY kits from CDVI offer convenient and high quality audio entry. Connection throughout is 2-wire, non polarised, so installation and maintenance is simple and straightforward. Flexible audio entry system.

- Black or white monitor.
- Simple, stylish door station with keypad.
- 2-wire connection.
- Expandable.
- Compatible with 2Easy video system.

CDV47 - Technical Specifications

- 2 wires, non-polarised.
- Monitor screen: 7 inch digital colour TFT.
- Video signal: 1Vp-p, 75Ω, CCIR standard.
- Display resolutions: 800*3 (RGB) x 480 pixels.
- Power input: 12/24vDC.
- Power supply: 20 to 28 Vdc for indoor monitor.
- Dimensions: 131 x 225 x 18mm.

CDV-PC6 - Technical Specifications

- Input voltage: 100-240vAC.
- Input frequency: 50-60Hz.
- SW port input voltage: max 230vAC, 2A.
- Rated output voltage: 28vDC + 2vDC.
- Rated output current: 1.5A.
- Dimensions: 140 x 90 x 60mm.
- Environment: -10°C to 50°C.

CDV96KP - Technical Specifications

- Material: Stainless steel panel.
- Surface Wall-Mount.
- Unlocking time: 1 to 99s.
- Pinhole Sharp Colour CCD, 420TVL.
- Number of relay circuits: 2*.
- *the second lock output requires CDV-RLC.
- Power Supply: 24vDC.
- Power Consumption: standby 60mA, working 200mA.
- Lock Power Supply: 12vDC, 300mA (Internal power - Fail secure only).
- 2-wire.
- No polarity.
- Dimensions: 182 x 93 x 28mm.
- Environment: -10°C to 45°C.



CDV47-B



CDV96KP



CDV-PC6

2EASY Series - Up to 128 Way Video Entry

CODE	PRODUCT	TYPE	PACK
UP TO 128 WAY VIDEO ENTRY			
CDV-DDP-F	Digital door station, up to 128 apartments/offices, flush	Boxed	1
CDV-DDPRH	Surface housing for digital CDV-DDP door station	Boxed	1
CDV-CONFIG	Software and cables CDV-DPP/MW panels	Boxed	1
CDV-MW4ID	Traditional 4 button door entrance station, flush	Boxed	1
CDV-MW8ID	Traditional 8 button door entrance station, flush	Boxed	1
CDV-MWRH	Surface housing for 4-button and 8-button door stations	Boxed	1

The stylish aluminium CDV-DDP Digital Video Entry panel features an angle adjustable colour camera with 1/4" ACS CMOS 4T image sensor, built-in keypad, proximity reader and TFT display. The CDV-DDP comes standard as flush fitting with rainshield, a surface housing is also available if required.

The CDV-DDP allows up to 32 users as standard, but the system can be expanded to a maximum of 128 users by adding 1 CDV-BDU for every extra 32 users. The CDV-DDP can be configured using integrated menus for basic use, a configuration software is also available to configure all attributes of the CDV-DDP, including proximity card (or tag) holders, name lists and panel modes.

Using the CDV-DDP to call an internal video monitor couldn't be easier, either enter the apartment number or select from the name list display and press the bell icon. Once the call is connected a voice annunciation tells the caller when to speak, when the door is unlocked and when the call is terminated.

CDV-DDP-F - Technical Specifications

- Up to 128-way.
- Integral prox reader & keypad.
- LCD screen 3.5".
- Touch sensitive icons.
- Resident name list on DDP (requires CDV-CONFIG).
- Configurable welcome graphic.
- Programming wizard.
- Fully featured options.




CDV-DDP-F



CDV-MW8ID

- Screen: 3.5 inch TFT.
- Resolution: 320 (RGB) x 240 pixels.
- Video signal: CCIR/EIA optional.
- Camera Lens: 1/4 ACS 4T image sensor.
- 2-wires, non polarity.
- Configuration software available (CDV-CONFIG).
- Power Supply: 24vDC.
- Power Consumption: standby 33mA, working 157mA.
- Dimensions: 350 x 128 x 46mm.
- Optional software (CDV-CONFIG) for simple programming directly to digital door station via pc/laptop.
- Advanced debug tools.
- 2-wire non polarised.
- Up to 4 entrances.
- Rainshield available (CDV-DDPRH).


Galeo Digicode Keypad Kit with Strike



CODE	PRODUCT	TYPE	FINISH	PACK
GALEO DIGICODE KEYPAD KIT WITH STRIKE				
AC-KPK-KIT03R	Keypad kit with electric strike	Boxed	SC	1

- Surface mount.
- Free voltage.
- Mounting with Torx® screws.
- Completely sealed with epoxy.
- PCB of remote electronics protected with a varnish coating.
- Audible and visual feedback.
- Input Voltage: 12/24vAC or 12/48vDC.
- Consumption: 30 to 100mA.
- Dimensions: 110 x 75 x 15mm.
- Temperature: -25°C to +70°C.
- Salt spray tested.
- IP Rating: 64.
- High resistance to vandalism.
- User codes 100.
- No. of relays 1 (2, 3 Option).
- Satin chrome finish.
- Strike kit comprises of the strike body, a rim and a mortice plate.
- Exit buttons are for internal use. Manufactured in sturdy plastic, standard size is ideal for mounting on standard UK back-boxes where the traffic is light to medium. C/W surface box 1 gang.
- Power: 24vAC.
- Secondary: 2x12 & 1x24v.
- Dimensions: 90 x 65 x 55mm.
- Short circuit protection.
- DIN mount.

Promi-ECO Keypad Kit with Strike



CODE	PRODUCT	TYPE	FINISH	PACK
PROMI-ECO KEYPAD KIT WITH STRIKE				
AC-KPK-KIT02R	Keypad kit with electric strike	Boxed	ABS	1

- Entry level keypad.
- Affordable access control.
- Suitable for internal or external use in "less harsh" environments.
- Ideal for domestic, office and light industrial areas.
- Surface mount.
- Input Voltage: 12vAC/DC.
- Consumption: 20mA.
- Dimensions: 145 x 80 x 28mm.
- Temperature: -10°C to +55°C.
- User codes 100.
- No. of relays 1.
- IP Rating: 53.
- Not backlit.
- ABS plastic finish.
- Strike kit comprises of the strike body, a rim and a mortice plate.
- Exit buttons are for internal use. Manufactured in sturdy plastic, standard size is ideal for mounting on standard UK back-boxes where the traffic is light to medium. C/W surface box 1 gang.
- Power: 24vAC.
- Secondary: 2x12 & 1x24v.
- Dimensions: 90 x 65 x 55mm.
- Short circuit protection.
- DIN mount.

Promi-500 Proximity Kit with Strike



CODE	PRODUCT	TYPE	FINISH	PACK
PROMI-500 PROXIMITY KIT WITH STRIKE				
AC-KPK-KIT06R	Proximity kit with electric strike	Boxed	ABS	1

- Self-contained electronics.
- 1 master code 5 digits.
- 3 operating modes:
 - Card + PIN (double security), Card only, Card or PIN.
- Input Voltage: 12vAC/DC.
- Consumption: 250mA.
- Temperature: -10°C to +70°C.
- 12-key keypad/proximity reader.
- Output: 2 relays NO/NC contacts 3A/125vAC one of which is to open the door and one to report the alarm.
- Programmable relay output (1 to 99 seconds).
- Optional: 1 auxiliary reader remotely installed up to 50m.
- Audible and visual feedback (buzzer & LED).
- IP Rating: 53.
- User codes 500.
- No. of doors 1. No. of relays 2.
- ABS plastic finish.
- Strike kit comprises of the strike body, a rim and a mortice plate.
- Exit buttons are for internal use. Manufactured in sturdy plastic, standard size is ideal for mounting on standard UK back-boxes where the traffic is light to medium. C/W surface box 1 gang.
- Power: 24vAC.
- Secondary: 2x12 & 1x24v.
- Dimensions: 90 x 65 x 55mm.
- Short circuit protection.
- DIN mount.

Galeo Digicode Keypad Kit with Magnet

CODE	PRODUCT	TYPE	FINISH	PACK
GALEO DIGICODE KEYPAD KIT WITH MAGNET				
AC-KPK-KIT03R	Keypad kit with electro-magnet	Boxed	SC	1

- Surface mount.
- Free voltage.
- Mounting with Torx® screws.
- Completely sealed with epoxy.
- PCB of remote electronics protected with a varnish coating.
- Audible and visual feedback.
- Input Voltage: 12/24VAC or 12/48VDC.
- Consumption: 30 to 100mA.
- Dimensions: 110 x 75 x 15mm.
- Temperature: -25°C to +70°C.
- Salt spray tested.
- IP Rating: 64.
- High resistance to vandalism.
- User codes 100.
- No. of relays 1 (2, 3 Option).
- Satin chrome finish.
- Monitored as standard, with a bi-coloured LED for visual verification of lock status and changeover relay for use if remote monitoring is required. Surface mounted.
- Exit buttons are for internal use. Manufactured in sturdy plastic, standard size is ideal for mounting on standard UK back-boxes where the traffic is light to medium. C/W surface box 1 gang.
- 12VDC output.
- 1 Amp.
- 90 to 264VAC input range.
- 200 x 230 x 80mm.
- Switch mode technology.



CODE	PRODUCT	TYPE	FINISH	PACK
PROMI-ECO KEYPAD KIT WITH MAGNET				
AC-KPK-KIT02R	Keypad kit with electro-magnet	Boxed	ABS	1

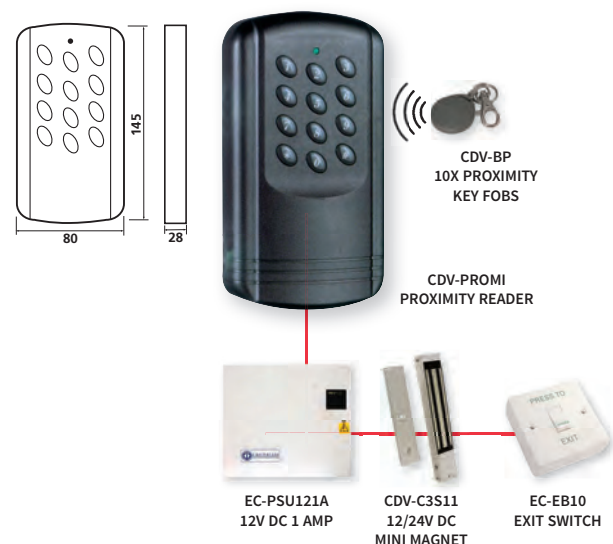
- Entry level keypad.
- Affordable access control.
- Suitable for internal or external use in "less harsh" environments.
- Ideal for domestic, office and light industrial areas.
- Surface mount.
- Input Voltage: 12VAC/DC.
- Consumption: 20mA.
- Dimensions: 145 x 80 x 28mm.
- Temperature: -10°C to +55°C.
- User codes 100.
- No. of relays 1.
- IP Rating: 53.
- Not backlit.
- ABS plastic finish.
- Monitored as standard, with a bi-coloured LED for visual verification of lock status and changeover relay for use if remote monitoring is required. Surface mounted.
- Exit buttons are for internal use. Manufactured in sturdy plastic, standard size is ideal for mounting on standard UK back-boxes where the traffic is light to medium. C/W surface box 1 gang.
- 12VDC output.
- 1 Amp.
- 90 to 264VAC input range.
- 200 x 230 x 80mm.
- Switch mode technology.

Promi-ECO Keypad Kit with Magnet



CODE	PRODUCT	TYPE	FINISH	PACK
PROMI-500 PROXIMITY KIT WITH MAGNET				
AC-KPK-KIT06R	Proximity kit with electro-magnet	Boxed	ABS	1

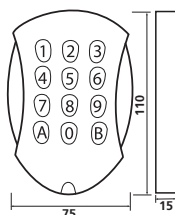
- Self-contained electronics.
- 1 master code 5 digits.
- 3 operating modes:
 - Card + PIN (double security), Card only, Card or PIN.
- Input Voltage: 12VAC/DC.
- Consumption: 250mA.
- Temperature: -10°C to +70°C.
- 12-key keypad/proximity reader.
- Output: 2 relays NO/NC contacts 3A/125VAC one of which is to open the door and one to report the alarm.
- Programmable relay output (1 to 99 seconds).
- Optional: 1 auxiliary reader remotely installed up to 50m.
- Audible and visual feedback (buzzer & LED).
- IP Rating: 53.
- User codes 500.
- No. of doors 1. No. of relays 2.
- ABS plastic finish.
- Monitored as standard, with a bi-coloured LED for visual verification of lock status and changeover relay for use if remote monitoring is required. Surface mounted.
- Exit buttons are for internal use. Manufactured in sturdy plastic, standard size is ideal for mounting on standard UK back-boxes where the traffic is light to medium. C/W surface box 1 gang.
- 12VDC output.
- 1 Amp.
- 90 to 264VAC input range.
- 200 x 230 x 80mm.
- Switch mode technology.



Galeo Digicode Keypad



CDV-GALEO



CODE	PRODUCT	TYPE	FINISH	PACK
GALEO DIGICODE KEYPAD				
CDV-GALEO	Galeo Keypad	Boxed	SC	1

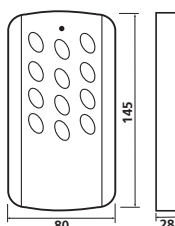
- Surface mount.
- Free voltage.
- Mounting with Torx® screws.
- Completely sealed with epoxy.
- PCB of remote electronics protected with a varnish coating.
- Audible and visual feedback.
- Input Voltage: 12/24vAC or 12/48vDC.
- Consumption: 30 to 100mA.

- Dimensions: 110 x 75 x 15mm.
- Temperature: -25°C to +70°C.
- Salt spray tested.
- IP Rating: 64.
- High resistance to vandalism.
- User codes 100.
- No. of relays 1 (2, 3 Option).
- Satin chrome finish.

Promi-ECO Keypad



CDV-PROMI-ECO



CODE	PRODUCT	TYPE	FINISH	PACK
PROMI-ECO KEYPAD				
CDV-PROMI-ECO	Promi-ECO Keypad	Boxed	ABS	1

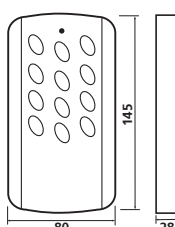
- Entry level keypad.
- Affordable access control.
- Suitable for internal or external use in "less harsh" environments.
- Ideal for domestic, office and light industrial areas.
- Surface mount.
- Input Voltage: 12vAC/DC.

- Consumption: 20mA.
- Dimensions: 145 x 80 x 28mm.
- Temperature: -10°C to +55°C.
- User codes 100.
- No. of relays 1.
- IP Rating: 53.
- Not backlit.
- ABS plastic finish.

Promi-500 Proximity Reader



CDV-PROMI



CDV-BP

CODE	PRODUCT	TYPE	FINISH	PACK
PROMI-500 PROXIMITY READER				
CDV-PROMI	Promi-500 Proximity reader	Boxed	ABS	1
CDV-BP	Proximity key fobs	Boxed	ABS	1

- Self-contained electronics.
- 1 master code 5 digits.
- 3 operating modes:
 - Card + PIN (double security), Card only, Card or PIN.
- Input Voltage: 12vAC/DC.
- Consumption: 250mA.
- Temperature: -10°C to +70°C.
- 12-key keypad/proximity reader.
- Output: 2 relays NO/NC contacts 3A/125vAC one of which is to open the door and one to report the alarm.

- Programmable relay output (1 to 99 seconds).
- Optional: 1 auxiliary reader remotely installed up to 50m.
- Audible and visual feedback (buzzer & LED).
- IP Rating: 53.
- User codes 500.
- No. of doors 1. No. of relays 2.
- ABS plastic finish.

Electric, Solenoid & Motorised Locks

Electric Locks Summary B.19

Abloy Electric Locks..... B.19 - B.21

Abloy Handles & Accessories B.22

Electro-Magnets B.23

Electric Strikes B.24

Cisa Electric Locks B.25

CDVI Motorised Lock..... B.25

EFF EFF Lock..... B.25

Access Control Accessories..... B.26 - B.29



**YOUR KEY
SUPPLIER FOR
ELECTRIC LOCKS**



Page A.1 - A.23

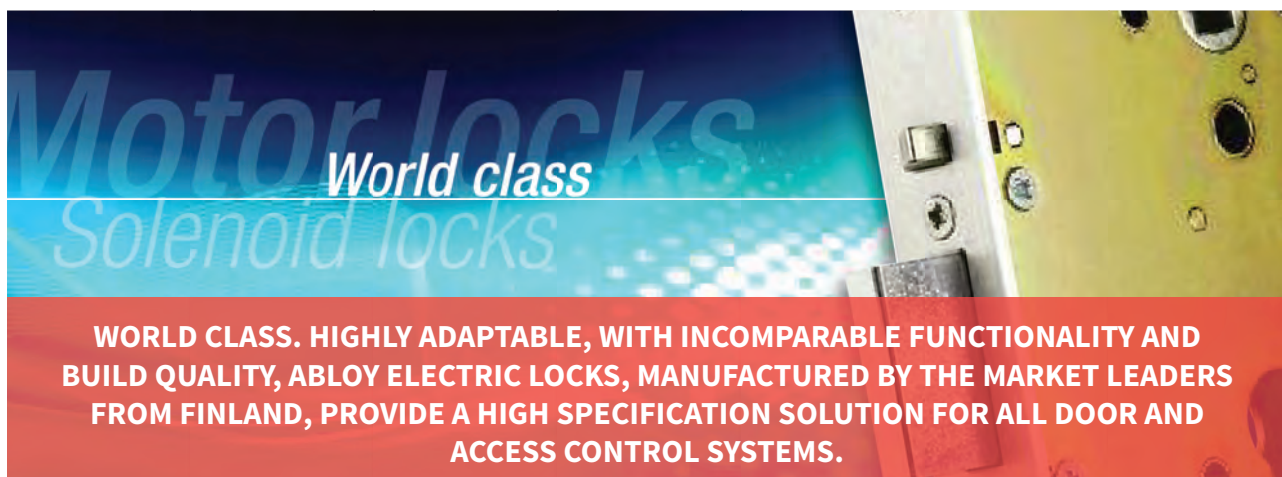
Cylinders



Page B.20 - B.25

Electric
Locks

Summary



WORLD CLASS. HIGHLY ADAPTABLE, WITH INCOMPARABLE FUNCTIONALITY AND BUILD QUALITY, ABLOY ELECTRIC LOCKS, MANUFACTURED BY THE MARKET LEADERS FROM FINLAND, PROVIDE A HIGH SPECIFICATION SOLUTION FOR ALL DOOR AND ACCESS CONTROL SYSTEMS.

What is a compliant solution?

A compliant solution is one that meets the needs laid out in various building regulations. The most important elements here are related to fire compartmentalisation within a building and the ability to escape through mechanical means in case of emergency, and not just a fire emergency; could also be pollution, terror threat, etc.

Those standards directly linked to life safety are: EN179 Emergency Escape for when the building occupants are aware of the building environment, and EN1125 Panic Escape for environments used by the general public.

These standards state that even if a door is electronically controlled for access there must be a compliant mechanical means of escape in case of emergency.

The most cost effective solution is not necessarily a compliant solution.

Unlike magnets, Abloy electric locks provide a compliant solution, satisfying the needs of both fire doors and emergency/panic situations where a mechanical means of escape is the essence. Exit doors should not be reliant on a fire alarm or some other 'power' trigger allowing egress.





NARROW STILE



STANDARD

**Electric Locks vs
Electro-Magnets**

	 Electric Lock	 Magnet
Compliant with all relevant EU and UK standards	✓	-
Integrates with access control	✓	✓
Requires power only when being operated	✓	-
High security solution	✓	-
Provides for mechanical security and escape	✓	-

TO DISCUSS YOUR REQUIREMENTS PLEASE CONTACT sales@keyprint.co.uk

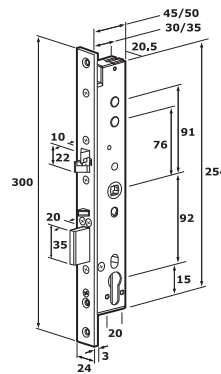


Abloy EL420 Push & Pull Function Motor Lockcase For Narrow Profile Doors

CODE	PRODUCT	TYPE	FINISH	PACK
MOTOR LOCKCASE FOR NARROW PROFILE DOORS				
AYEL420/30	30mm Backset	Boxed	SSS	1
AYEL420/35	35mm Backset	Boxed	SSS	1

The EL420 is a motor lock which will automatically withdraw the bolt when a signal is received from the access control system, allowing the door to be pulled or pushed open. There is no outside handle. The inside handle operates at all times to BS EN179. Can be fitted with PBE011-EL420 to give panic escape to BSEN1125.

- Entrance doors, corridor doors, high traffic exit doors and access controlled doors.
- Fire rated doors.
- Doors with door automatics.
- 12vAC to 18vAC, 12vDC to 24vDC.



AYEL420/30

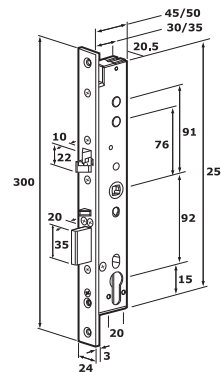
PACKAGE 6E - HIGH SECURITY EN179				PACKAGE 6P ESCAPE - HIGH SECURITY EN1125			
EL420	DOOR LOOP	HANDLE & PULLPAD	DOOR CLOSER	EL420	DOOR LOOP	PANIC BAR	DOOR CLOSER

Abloy EL460 Handle Controlled Lock For Narrow Profile Doors

CODE	PRODUCT	TYPE	FINISH	PACK
SOLENOID HANDLE CONTROLLED LOCK FOR NARROW PROFILE DOORS				
AYEL460/30	30mm Backset	Boxed	SSS	1
AYEL460/35	35mm Backset	Boxed	SSS	1

The Abloy EL460 is a solenoid operated, narrow stile, electric lock. For narrow stile doors, with anti-friction bolt, fail locked/fail unlocked. Outside handle controlled. Meets EN1125 when used with 990001-SE panic bar. Inside handle operates at all times.

- Easily reversible trigger bolt, suitable for all hands of door.
- Deadbolt and anti-friction bolt deadlock when door closes.
- 12vDC to 24vDC.
- Meets EN179 (EL460 only) for emergency exit doors and EN1634-1 for fire resistance when used with correct exit hardware. Tested to mechanical resistance EN12209.
- Key override at all times.



AYEL460/30

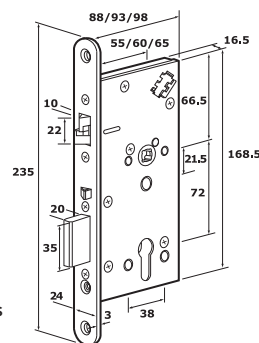
PACKAGE 3E - EN179				PACKAGE 3P - ESCAPE EN1125			
EL460	DOOR LOOP	HANDLE SET	DOOR CLOSER	EL460	DOOR LOOP	PANIC BAR	DOOR CLOSER

Abloy EL560 Handle Controlled Lock Case For Solid Doors

CODE	PRODUCT	TYPE	FINISH	PACK
SOLENOID HANDLE CONTROLLED LOCK CASE FOR SOLID DOORS				
AYEL560/55	55mm Backset	Boxed	SSS	1
AYEL560/60	60mm Backset	Boxed	SSS	1
AYEL560	65mm Backset	Boxed	SSS	1

For wooden or metal doors, with deadbolt and anti-friction bolt, fail locked/fail unlocked. Outside handle controlled. Meets EN1125 when used with 990000-SE panic bar. Outside handle operates when engaged by solenoid. Inside handle operates at all times.

- Easily reversible trigger bolt, suitable for all hands of door.
- Deadbolt and anti-friction bolt deadlock when door closes.
- 12vDC to 24vDC.
- Meets EN179 for emergency exit doors and EN1634-1 for fire resistance when used with correct exit hardware.



AYEL560/55

PACKAGE 1E - EN179				PACKAGE 1P - ESCAPE EN1125			
EL560	DOOR LOOP	HANDLE SET	DOOR CLOSER	EL560	DOOR LOOP	PANIC BAR	DOOR CLOSER



Page A.1 - A.23

Cylinders



Page B.22

Handles

Electric Locks

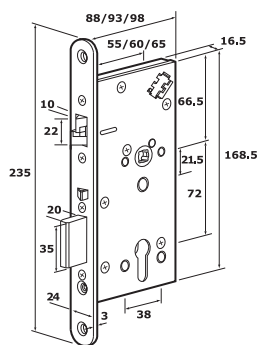
ABLOY®

KEYPRINT®
SECURITY LTD

Abloy EL561 Solenoid Electric Lock



AYEL561



CODE	PRODUCT	TYPE	FINISH	PACK
SOLENOID ELECTRIC LOCK				
AYEL561	65mm Backset	Boxed	SSS	1

For wooden or metal doors, with deadbolt and anti-friction bolt, fail locked/fail unlocked. Both handles electrically controlled.

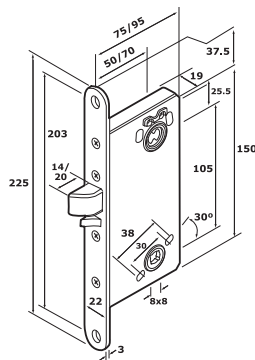
- Easily reversible trigger bolt, suitable for all hands of door.
- Deadbolt and anti-friction bolt deadlock when door closes.
- Tested to mechanical resistance EN12209.
- Key override at all times.
- Satin stainless steel.
- 12vDC to 24vDC.

PACKAGE 2 - NON-ESCAPE			
EL561	DOOR LOOP	HANDLE SET	DOOR CLOSER

Abloy EL580 Solenoid Electric Lock



AYEL580/50



CODE	PRODUCT	TYPE	FINISH	PACK
SOLENOID ELECTRIC LOCK				
AYEL580/50	50mm Backset	Boxed	SSS	1
AYEL580/70	70mm Backset	Boxed	SSS	1

For wooden or metal doors, with deadlocked latchbolt, fail locked/fail unlocked. Bolt position and handle operation. Outside handle controlled. Request to exit (RQE). Selection of controlled follower side.

- Easily reversible trigger bolt and deadbolt, suitable for all hands of door.
- Automatic deadlocking of deadbolt only when door shuts.
- Retrofits mechanical Scandinavian mortice locks.
- Satin stainless steel.
- 12vDC to 24vDC.

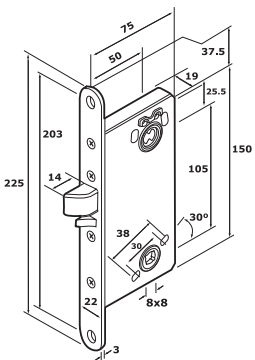
PACKAGE 9E - EN179			
EL580	DOOR LOOP	HANDLE SET	DOOR CLOSER

PACKAGE 9P - ESCAPE EN1125			
EL580	DOOR LOOP	PANIC BAR	DOOR CLOSER
		 WITH 1/2 HANDLE SET	

Abloy PE590 Motor Electric Lock



AYPE590



CODE	PRODUCT	TYPE	FINISH	PACK
MOTOR ELECTRIC LOCK				
AYPE590	50mm Backset	Boxed	SSS	1

For wooden or metal doors, with deadlocked latchbolt, fail locked/fail unlocked. Bolt position and handle operation. Outside handle controlled. For use with PBE-001 for EN1125 exit solution.

- Easily reversible trigger bolt and deadbolt, suitable for all hands of door.
- 14mm deadbolt throw.
- Automatic deadlocking of deadbolt only when door shuts.
- Meeting EN179 and EN1125 for emergency and panic exit doors and EN1634-1 for fire resistance (inside handle can be operated at all times).
- Retrofits mechanical Scandinavian mortice locks. Satin stainless steel.
- 12vDC to 24vDC.

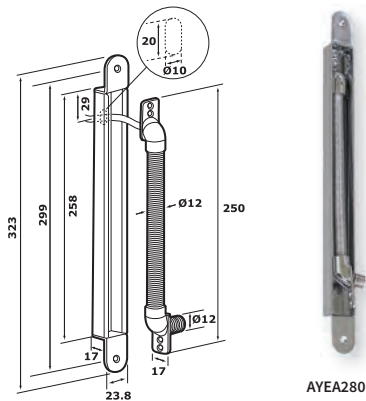
PACKAGE 11P - ESCAPE EN1125			
PE590	DOOR LOOP	PANIC BAR	DOOR CLOSER

Concealed Door Loop for Abloy Lockcases

CODE	PRODUCT	TYPE	FINISH	PACK
CONCEALED DOOR LOOP				
AYEA280	Concealed Door Loop	Boxed	Chrome	1

For doors opening up to 120°.

- Invisible when door is closed Enables the unbroken transfer of wires between door and frame.
- Maximum diameter of wire bundle 7.5mm.
- Not for use on centrally pivoted doors.
- Chrome finish.



Futura Lever Handles for EL460 & EL461 Abloy Lockcases

CODE	PRODUCT	TYPE	FINISH	PACK
LEVER HANDLES FOR ABLOY LOCKCASES				
AY60-0819-SSS	Lever Handles - Suits EL460/1	Bagged	SSS	1

- Fixed pad and lever on narrow longplate suitable for use with EL460 and EL461 electric lockcases.
- Meets the requirements of BS EN179 for escape levers.
- Handle dimensions meet the requirements of the Disability Discrimination Act (1995) and Equality Act (2010).
- 'Return to door' design ideal for fire escape doors.
- Fixing plates are made of stainless steel with 2 pairs of holes placed to suit DIN or Scandinavian standards.
- Stainless steel tube, 1.25mm thick, to prevent overload of the lockcase, with no need for a support spring.
- Satin stainless steel. Supplied complete with relevant escutcheons, roses/plates and fixings.



AY60-0819-SSS

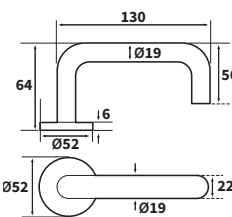
Futura Lever Handles for EL560 & EL580 Abloy Lockcases

CODE	PRODUCT	TYPE	FINISH	PACK
LEVER HANDLES FOR ABLOY LOCKCASES				
AY60-0319-SSS	Lever Handles on Rose - Suits EL560/1	Bagged	SSS	PAIR
AY60-0419-SSS	Long Plate Version - Suits EL560/1	Bagged	SSS	PAIR
AY60-0619-PSS	Lever Handles on Rose - Suits EL580/2.	Bagged	PSS	PAIR

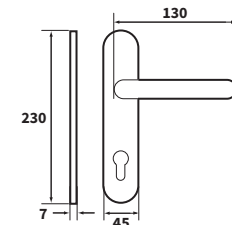
- Meets the requirements of BS EN179 for escape levers.
- Handle dimensions meet the requirements of the Disability Discrimination Act (1995) and Equality Act (2010).
- 'Return to door' design ideal for fire escape doors.
- Fixing plates are made of stainless steel with 2 pairs of holes placed to suit DIN or Scandinavian standards.
- Stainless steel tube, 1.25mm thick, to prevent overload of the lockcase, with no need for a support spring.
- Supplied complete with relevant escutcheons, roses/plates and fixings.
- Satin stainless steel or Polished stainless steel.
- AY60-0719-SSS* Handle & Pull Pad to suit EL420 lockcase available to special order.



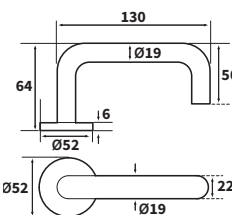
AY60-0719-SSS*



AY60-0319-SSS




AY60-0419-SSS



AY60-0619-PSS

Electro-Magnets - C-Line Range




CODE	PRODUCT	TYPE	FINISH	PACK
STANDARD MAGNET				
CDV-C5S11	Surface magnet, monitored, 500kg	Boxed	SS	1
MINI MAGNET				
CDV-C3S11	Surface magnet, monitored, 300kg	Boxed	SS	1
MORTICE MAGNET				
CDV-C3M11	Mortice magnet, monitored, 300kg	Boxed	SS	1

The C-Line range of electromagnetic locks have been designed to provide a high performance, cost-effective solution to the competitive end of the magnetic locking market. The range includes mortice and surface magnets, single and double, and 300kg or 500kg holding force.

Each model is supplied with the magnet, armature plate, template, fitting instructions and fixing kit. All the magnets within the C-Line range are fully compatible with the brackets, housings and accessories manufactured by CDVI.

- Surface or mortice.
- 300kg and 500kg holding force.
- High quality & performance.
- No moving parts.
- Designed with safety features.
- Security "catch" ropes.
- Operating voltage: 12V to 24Vdc.
- Current: @12Vdc = 610mA, @24Vdc = 305mA.
- Dimensions - C5S11: 275 x 65 x 40mm.
- Dimensions - C3S11: 255 x 45 x 26mm.
- Dimensions - C3M11: 228 x 38 x 27mm.
- Stainless steel.

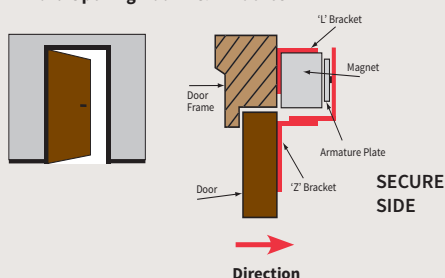
Brackets for Electro-Magnets



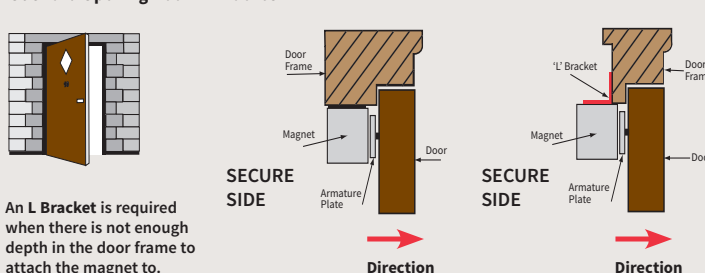
CODE	PRODUCT	TYPE	FINISH	PACK
'Z' BRACKET FOR MAGNETS				
EML-BR01Z	Z Bracket Universal	Boxed	SAA	1
'L' BRACKET FOR MAGNETS				
EML-BR02L	L Bracket Mini Magnet	Boxed	SAA	1
EML-BR03L	L Bracket Standard Magnet	Boxed	SAA	1

- L bracket (use 2 for double magnets)
- Adjustable
- Satin anodised aluminium

Inward Opening Door 'Z&L' Bracket






Outward Opening Door 'L' Bracket




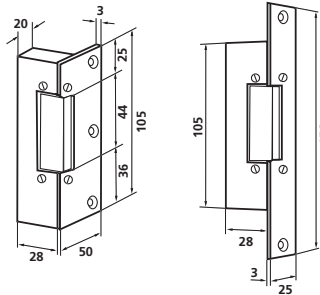


Electric Strikes - G Series

CODE	PRODUCT	TYPE	FINISH	PACK
MORTICE/SURFACE STRIKE KIT - FIXED JAW				
CDV-GAE	Fail secure, 12Vac/dc, fixed jaw	Boxed	Grey	1
CDV-GAEI	Fail safe, 12Vdc, fixed jaw	Boxed	Grey	1
MORTICE/SURFACE STRIKE KIT - ADJUSTABLE JAW				
CDV-GAER	Fail secure, 12Vac/dc, adjustable jaw	Boxed	Grey	1
CDV-GAERI	Fail safe, 12Vdc, adjustable jaw	Boxed	Grey	1
ELECTRIC STRIKE SURFACE CASES				
CDV-T204	Housing for strike	Boxed	Grey	1
CDV-T208	Housing for strike	Boxed	Brass	1


The G series of electric strikes by CDVI have long been accepted as the industry standard for audio video entry systems to residential flats and small businesses. Offering both a mortice plate and rim housing, with either a fixed or adjustable jaw, they are a must have product for any installation engineer.

- Fail safe or fail secure versions.
- Non handed.
- Built-in MOV (metal oxide varistor).
- Holding force: 300kg (fixed jaw) - 250kg (adjustable jaw).
- Cycle tested to 300,000 operations.
- 5 year warranty.
- Power input: 12V.
- Consumption, fail secure (ac/dc): @12Vac = 540mA, @12Vdc = 630mA.
- Consumption, fail safe (dc only): @12Vdc = 200mA.
- Strike: 90 x 28 x 20mm.
- Faceplate: 158 x 25 x 3mm.
- Surface case: 105 x 50 x 36mm.
- Environment: -15°C to +40°C.



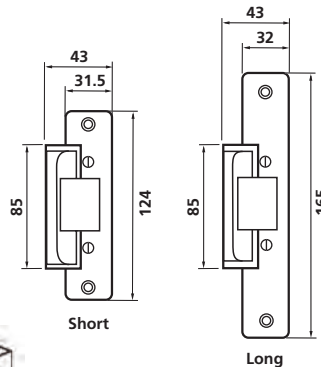
SURFACE CASES

Electric Strike - ANSI Style

CODE	PRODUCT	TYPE	FINISH	PACK
ANSI STYLE STRIKE KIT				
CDV-ARU	Fail secure/Fail safe, 12Vdc, monitored	Boxed	SS	1
CDV-ELU25	Optional 25mm Extension lip for CDV-ARU	Boxed	SS	1

The ARU series of ANSI strikes offer fail-secure or fail-safe in one unit. Suitable for wooden or metal doors, these strikes are robust with a stainless steel jaw for added strength. The design and high resistance to vandalism make it suitable to secure residential as well as industrial sites. With monitoring as standard and supplied complete with long and short faceplate, and full fixing kit for metal doors, the ARU series is truly a universal strike.

- Fail safe or fail secure (switchable).
- Will accept extension lip 25mm or (50mm to order).
- Non handed.
- Monitoring as standard.
- Built-in MOV (metal oxide varistor).
- Holding force: 750kg.
- Cycle tested to 200,000 operations.
- 1 year warranty.
- Power input: 12V.
- Consumption: @12Vdc = 250mA.
- Dimensions: Lock body (incl. lip): 86 x 38 x 86mm.
- Short faceplate: 124 x 32 x 2mm.
- Long faceplate: 165 x 32 x 2mm.
- Environment: -10°C to +55°C.
- Stainless steel.



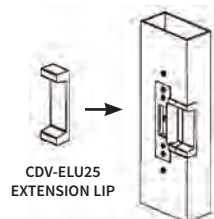
Short

Long



CDV-ARU

Where door frames are to wide, please use the optional extension lip as shown.

CDV-ELU25
EXTENSION LIP



Page A.1 - A.23

Cylinders



Page J.1 - J.4

Panic
Hardware

Page J.5 - J.6

Door Closers



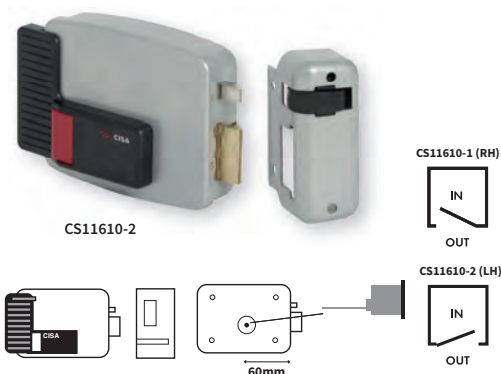
Page B.20 - B.25

Electric
Locks

Electric Locks



Cisa Electric Locks




CODE	PRODUCT	TYPE	FINISH	PACK
CISA ELECTRIC RIM LOCK				
CS11610-1	Cisa Electric Rim Lock (Right Hand)	Boxed	Grey	1
CS11610-2	Cisa Electric Rim Lock (Left Hand)	Boxed	Grey	1

Electric rim lock: dead-locking latch bolt system and opening guaranteed even with a drop in voltage. Especially designed for door entry equipment. They offer a good value alternative to budget electric strikes. On application of power the lock withdraws the main latch bolt. On opening the door the mechanism is reset and the lock automatically relocks on closing.

- Operate on 12vAC at 1.25amp.
- Includes brass rim cylinder.

CDVI MV Series Motorised Locks



CODE	PRODUCT	TYPE	FINISH	PACK
MV SERIES MOTORISED LOCKS				
CDV-MVM	With Manual Override	Boxed	SC	1

The MVM motorised lock provides electronic deadlocking to suit a wide range of applications. Manufactured to IP53, this lock is suitable for external and internal use.

Widely used on external gates, the MV series is equally equipped to lock heavy duty doors, cages etc and include a circular key cylinder with 3 keys which will fit door/gate thickness of 40-90mm.

- Non handed motorised bolt.
- Surface mount.
- With manual override.
- IP53.
- Suitable for outdoor use.
- Audible signal for lock error.
- Includes round cylinder and keys.
- Nylon gears.
- Satin chrome.

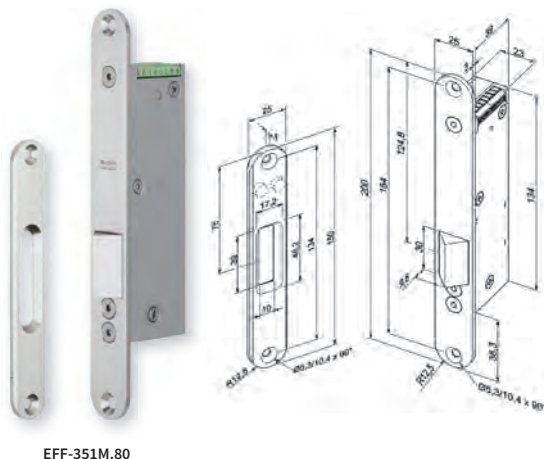
Electrical Specifications:

- Voltage: 12vDC
- Current: 120mA working - 410mA inrush

Dimensions:

- Dimensions - body: 126 x 96 x 42mm
- Dimensions - keeper: 96 x 40 x 36mm
- Environment: -25°C to +70°C

EFF EFF Electric strike 351M.80 (Motor-Version)



CODE	PRODUCT	TYPE	FINISH	PACK
EFF EFF ELECTRIC STRIKE				
EFF-351M.80	Motor version	Boxed	SS	1

The electronic swing door strike 351M.80 is equipped with an innovative quiet electric motor drive and is designed for the locking of swing, double swing, and carousel doors. It is suitable for horizontal or vertical installation in the door frame.

- Very quiet locking and unlocking, silent during permanent release.
- Suitable e.g. for double-action swing doors and single-action swing doors, interlocking doors and special doors.
- Suitable as a supplementary locking system for installation in fire doors.
- Vertical and horizontal universal installation position in the door frame or in the door leaf.
- Holding force of 5000 N.
- Safe unlocking under pre-load of up to 5000 N.
- 12V DC to 48V DC multi-voltage, controlled DC voltage.
- Monitoring contact and armature contact integrated.
- Compatible with Model 351U.
- Stainless steel.

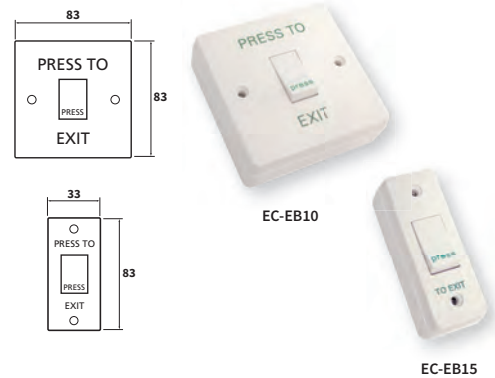


CODE	PRODUCT	TYPE	FINISH	PACK
EXIT BUTTONS - LOW TO MEDIUM USE				
EC-EB10	Standard size - White plastic	Boxed	White	1
EC-EB15	Narrow size - White plastic	Boxed	White	1

The RTE range of plastic exit switches offer a flexible solution to provide exit triggering in a variety of applications. Using the standard UK template, these switches are ideal for low to medium traffic use.

- Sturdy plastic.
- Standard surface mounted: 83 x 83 x 29mm.
- Narrow surface mounted: 83 x 33 x 29mm.
- UK back-box format (removable to make it flush 5mm).
- Internal use.

Exit Buttons - Low to Medium Use




CODE	PRODUCT	TYPE	FINISH	PACK
EXIT BUTTONS - MEDIUM TO HEAVY USE				
EC-EB20	Standard size - Flush mounted	Boxed	SS	1
EC-EB30	Narrow size - Flush mounted	Boxed	SS	1

The RTE-SS series of exit switches offer a flexible solution to provide exit triggering in a variety of applications. From medium to heavy traffic use, these push buttons are suitable for internal and external use. The exit button options are standard stainless steel.

- Stainless steel.
- Standard flush mounted: 85 x 85 x 2mm.
- Narrow flush mounted: 85 x 38 x 5mm.
- UK back-box format (Use EC-EB-BOX to make standard size surface mounted see below).
- Internal and external use.

Exit Buttons - Medium to Heavy Use




CODE	PRODUCT	TYPE	FINISH	PACK
EXIT BUTTON - MEDIUM TO HEAVY USE				
EC-EB60	Standard size - Flush mounted	Boxed	SS	1

This RTE-SS series exit switch offers a flexible solution to provide exit triggering in a variety of applications. From medium to heavy traffic use, this push button is suitable for internal and external use. The exit button has a high impact green dome. The green dome is particularly suited for users who require a larger "target" button - in homes for the elderly, for example.

- Stainless steel with green dome button.
- Standard surface mounted: 85 x 85 x 2mm.
- UK back-box format (Use EC-EB-BOX to make surface mounted see below).
- Internal and external use.

Exit Button - Medium to Heavy Use

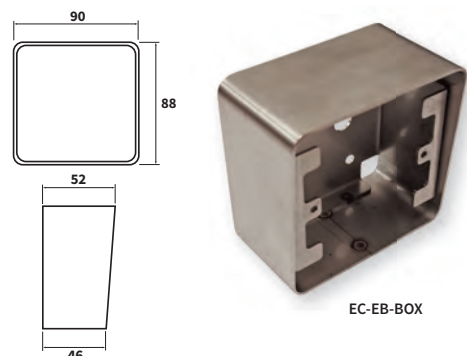


CODE	PRODUCT	TYPE	FINISH	PACK
SURFACE HOUSING				
EC-EB-BOX	1 Gang	Boxed	SS	1

Surface housing box to flush mount exit buttons. Heavy duty stainless steel construction makes it ideal for external use.

- Stainless steel.
- UK back-box format to fit EC-EB20 & EC-EB60.
- Internal and external use.

Surface Housing



DDA Exit Button - Heavy Use



CODE	PRODUCT	TYPE	FINISH	PACK
EXIT BUTTON (WHEELCHAIR LOGO) - HEAVY USE				
CDV-RTE85DL	Standard size - Flush mounted	Boxed	SS	1

"All Active" exit switch has a brushed stainless steel faceplate and is supplied as flush. It will fit on a standard UK back box (EC-EB-BX), so they are very flexible to install. "All Active" means the complete surface area of the face will activate the switch.

- All Active target area.
- Push to make & break.
- Suitable for DDA.
- Standard flush mounted: 85 x 85 x 14mm.
- UK back-box format (Use EC-EB-BX to make surface mounted see page B.22).
- High quality stainless steel.
- Adaptable to wireless.

Large DDA Exit Button - Heavy Use




CODE	PRODUCT	TYPE	FINISH	PACK
LARGE EXIT BUTTON (PUSH TO OPEN & WHEELCHAIR LOGO) - HEAVY USE				
CDV-RTEPTOD	Large size - Surface mounted	Boxed	SS	1

"All Active" means the complete surface area of the face will activate the switch. This is ideal for those who have difficulty targeting a smaller button and is particularly suited for DDA compliance and general high traffic areas such as hospitals, public buildings and colleges. All models include a heavy-duty micro switch with a common, normally open & normally closed changeover contact.

- Push to make & break.
- Large surface mounted: 130 x 130 x 72mm, Switch: 115mm Ø.
- High quality stainless steel.
- Sturdy surface back box included.
- Adaptable to wireless.

Emergency Door Release

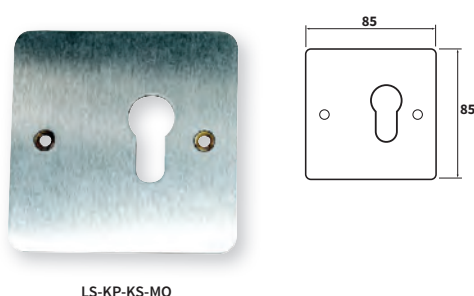


CODE	PRODUCT	TYPE	FINISH	PACK
EMERGENCY DOOR RELEASES				
EC-KGG1-GN	Break glass version (EM200)	Boxed	Green	1
EC-KG1	Replacement glass for EM200	Bagged	-	5
EC-KGG2-GN	Resettable version (EM201)	Boxed	Green	1
EC-KG2	Spare reset key for EM201	Bagged	-	10

EM200: Pressing on the front plate will cause the plexi-glass to break, and this will operate the micro switch. The unit is reset by replacing the plexi-glass.
EM201: Pressing on the front face will cause the plastic plate to drop and operate the micro switch. Reset using key.

- Double-pole.
- Standard surface mounted: 86 x 86 x 50mm.

Key Switches - Euro Profile




CODE	PRODUCT	TYPE	FINISH	PACK
KEY SWITCHES - EURO PROFILE				
LS-KP-KS-MO	Momentary - Flush mounted	Boxed	SS	1
EKS-MT	Maintained - Flush mounted	Boxed	SS	1

Two models are available, momentary or maintained - neither are supplied with the euro cylinder which allows you to select your own cylinder which may form part of a suite.

- Stainless steel.
- Euro profile.
- Cylinder not included.
- Momentary or maintained versions.
- Standard flush mounted: 85 x 85 x 2mm.
- UK back-box format (Use EC-EB-BX to make surface mounted see page B.22).

Concealed Door Loop

CODE	PRODUCT	TYPE	FINISH	PACK
CONCEALED DOOR LOOP				
EC-DL-CON	Concealed door loop	Boxed	SS	1


The GFI (CDL) is a concealed door loop - mounted in the hinge line of the door, it is completely hidden when the door is in the closed position.

- Cable/power management.
- Easy to install.
- 10mm internal diameter.
- Completely concealed version.
- Body: steel.
- Fixings: concealed.
- Length: 27cm.
- Diameter loop: internal 10mm.



EC-DL-CON

Traditional Door Loop

CODE	PRODUCT	TYPE	FINISH	PACK
TRADITIONAL DOOR LOOP				
EC-DL-AR	Traditional door loop	Boxed	SS	1


The GF45 (FM) is the traditional door loop, square aluminium ends with 4 fixing holes per end. This model is still the most widely used in the market.

- Cable/power management.
- Easy to install.
- Economical and vandal resistant.
- Ends: Zamak® cast aluminium.
- Fixings: visible.
- Length: 45cm.
- Diameter loop: external 13mm, internal 9mm.



EC-DL-AR

Compact Door loop

CODE	PRODUCT	TYPE	FINISH	PACK
COMPACT DOOR LOOP				
EC-DL-SL	Compact door loop	Boxed	SS	1


"Flex" door loops have newly designed cast aluminium ends with concealed fixings and features you would normally find on much more expensive items.

- Cable/power management.
- Easy to install.
- Economical and vandal resistant.
- Ends: Zamak® cast aluminium
- Fixings: concealed.
- Length: 30cm.
- Diameter: external 10.6mm, internal 7mm.



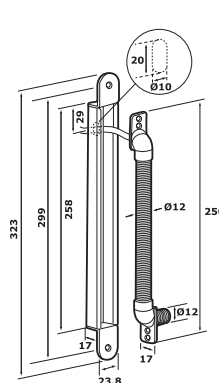
EC-DL-SL

Concealed Door Loop for Abloy Lockcases

CODE	PRODUCT	TYPE	FINISH	PACK
CONCEALED DOOR LOOP				
AYEA280	Concealed door Loop	Boxed	Chrome	1

For doors opening up to 120°.

- Invisible when door is closed Enables the unbroken transfer of wires between door and frame.
- Maximum diameter of wire bundle 7.5mm.
- Not for use on centrally pivoted doors.
- Chrome finish.



AYEA280

12v DC Power Supply Units



CODE	PRODUCT	TYPE	FINISH	PACK
12V DC POWER SUPPLY UNITS				
EC-PSU121A	Standard case - 1 amp	Boxed	White	1
EC-PSU121L	Large case - 1 amp	Boxed	White	1
EC-PSU122A	Standard case - 2 amp	Boxed	White	1
EC-PSU122L	Large case - 2 amp	Boxed	White	1
OPTIONAL BACKUP BATTERY				
EC-RB1275	12vDC, 7.0AH rechargeable battery	Boxed	-	1

The CDVI Range of switch mode power supplies are ideal for access control and general applications requiring standby battery capability. The units have a regulated highly stable output supplying full rated current to load and a universal mains voltage input range (90 to 264vAC).

They use switch mode technology which is typically 80-87% efficient. This can save your customers money by reducing their power bills and carbon footprint. Switch mode technology also makes for more reliable products in the field as they are less likely to overheat.

- 12Vdc output.
- 90 to 264vAC input range.
- Battery capacity: case will fit 1 x 12v, 7AH battery.
- Dimensions - standard case: 200 x 230 x 80mm.
- Dimensions - large case: 330 x 355 x 80mm.
- Weight - standard case: 2.0kg.
- Weight - large case: 3.9kg.
- Environment: -10°C to +40°C.
- Cost effective switch mode technology.
- Energy efficient:
 - More efficient in operation.
 - Saves power so reducing power bills.
 - Longer life in the field.
 - Less prone to failure.
- Full current to load plus additional current to charge standby battery.
- Mains and battery monitoring.
- LED status indicators (Mains and Fault).
- Mains transient protection.
- Electronic overload protection.
- Lid tamper.

12/24v AC Transformer



EC-PSU12AC

CODE	PRODUCT	TYPE	FINISH	PACK
12/24V AC TRANSFORMER - DIN MOUNT				
EC-PSU12AC	12/24vAC	Boxed	White	1

The high quality CA1R is an economical power supply with 2 x 12v outputs with "mid-point", which means it can deliver 12vAC or 24vAC. This unit is ideal for running a simple keypad and electric strike.

- High quality.
- Short circuit protection.
- Excellent value.
- DIN mount.
- Ideal to run keypads and electric strikes.
- Power: 24vAC.
- Secondary: 2x12 & 1x24v.
- Dimensions: 90 x 65 x 55mm.

12v DC Rechargeable Battery



EC-RB1275

CODE	PRODUCT	TYPE	FINISH	PACK
12V DC RECHARGEABLE BATTERY				
EC-RB1275	12vDC, 7.0AH rechargeable battery	Boxed	-	1

Rechargeable battery ensures continuation of system operation in the event of mains failure.

Digital Locks

Electronic Digital Locks B.31

Mechanical Digital Locks B.31 - B.33

British Standard Digital Lock B.33



**YOUR KEY
SUPPLIER FOR
DIGITAL LOCKS**

Kaba E-Plex® 2000 - Heavy Duty Mortise Deadlocking Latch



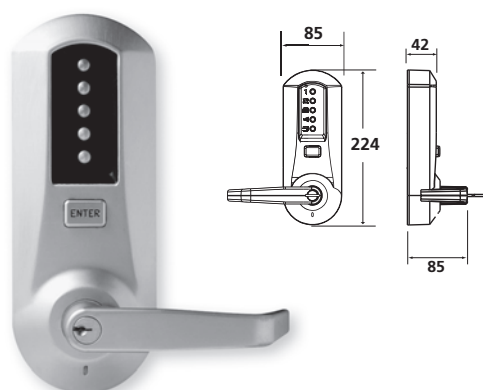
UCE-PLEX2000

CODE	PRODUCT	BACKSET	TYPE	FINISH	PACK
KABA E-PLEX 2000 - HEAVY DUTY MORTISE DEADLOCKING LATCH					
UCE-PLEX2000	Electronic E-Plex® 2000 Range	70mm	Boxed	SC	1

The E-Plex 2000 combines the strength, simplicity and reliability of the industry leading Simplex pushbutton locks with the enhanced features and convenience of electronic access control. PIN access offers a simple and efficient alternative to issuing keys or magnetic cards to users. Easy to install and maintain, requiring no wiring to or through the door. The user-friendly design is equipped with ADA compliant levers and audio visual indicators notifying users when access is granted or denied.

- Cylindrical latch with UL10C fire rating.
- Locks easily programmed via keypad.
- No wiring to or through the door.
- Non-handed and field reversible.
- Rugged and weather resistant.
- Key Override as standard.
- 100,000 cycles of battery life with 3 AA batteries.
- 35mm to 64mm door thickness.
- Satin chrome finish.

Kaba Simplex® 5000 - Heavy Duty Mortise Deadlocking Latch




SX5021-26D

CODE	PRODUCT	BACKSET	TYPE	FINISH	PACK
KABA 5000 - HEAVY DUTY MORTISE DEADLOCKING LATCH					
SX5021-26D	Mechanical Simplex® Range	70mm	Boxed	SC	1

The Simplex 5000 lock provides fully mechanical pushbutton access control without any wiring, electronics or batteries. Exterior access is by combination. Egress is by interior lever and is free at all times. Lock is ADA (Americans with Disabilities Act) compliant. The simplex 5000 is ideal for controlling access to high-traffic, security sensitive areas in commercial, industrial, educational, governmental, lodging, and multi-unit residential settings. Perfect for locations with a high user turnover rate such as data processing centres, employee entrances, R&D labs, apartments, dormitories, and restricted areas in hospitals and airports.

- Extra heavy duty - ANSI 156.2 Grade 1 certified.
- 3 Hour UL/ULC fired door rating.
- Complies with Americans with Disabilities Act.
- Internal drive parts in cast stainless steel.
- High usage.
- Key override as standard.
- Deadlocking cylinder latch.
- Lever handle.
- Non handed.
- 35 to 57mm (1 3/8" to 2 1/4") door thickness.
- 70mm (2 3/4") backset.
- Simple on door code change.
- Satin chrome finish.

Kaba Simplex® 1000 - Heavy Duty Mortise Deadlocking Latch



UC1001

UC1002*

UCSP117

CODE	PRODUCT	BACKSET	TYPE	FINISH	PACK
KABA 1000 - HEAVY DUTY MORTISE DEADLOCKING LATCH					
UC1001	Mechanical Simplex® Range	70mm	Boxed	SC	1
UC1002	Lock with Key Override*	70mm	Boxed	SC	1
UCSP117	I-Core Cylinder for UC1002 with 2 keys		Boxed	SC	1
UNR9094SC-13	13mm Rebate Set		Boxed	SC	1

The Simplex 1000 come with 13mm (1/2") floating front throw latch; UL/ULC 3-hour fire rating with 70mm (2 3/4") backset.

*Key override version uses Best 7pin I-Core cylinder (Available separately).

- Heavy duty - ANSI 156.2 Grade 1.
- 3 Hour UL/ULC fire rating ("A" label doors).
- Deadlocking cylinder latch with knob handle.
- Non-handed field reversible.
- 70mm (2 3/4") backset.
- 35 to 57mm (1 3/8" to 2 1/4") door thickness.
- Simple on door code change.
- 100,000 cycles of battery life with 3 AA batteries.
- 35mm to 64mm door thickness.
- Satin chrome finish.

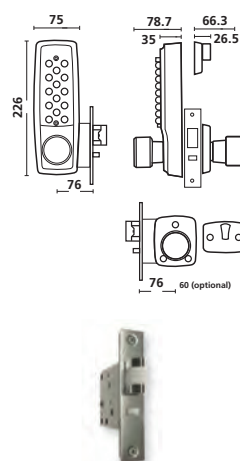


Keylex 2100 Series - Heavy Duty

CODE	PRODUCT	BACKSET	TYPE	FINISH	PACK
KEYLEX 2100 SERIES - HEAVY DUTY					
KE2000	Keylex 2000 Series	76mm	Boxed	SC	1

Use the Keylex 2100 on all external door installations and on any door where heavy traffic or extreme use and abuse can be expected. The proven design, with its built-in slipping clutch mechanism, will withstand all but the most violent attacks and can be expected to give many years service if specified and maintained correctly.

- High quality mortice deadlocking latch - Solid bolt ensures secure re-locking every time.
- Anti-thrust snib on double-throw latch - Prevents latch from being prised back.
- Heavy duty mechanism - Allows many hundreds of operations per day.
- Entirely mechanical operation - No electronics involved or electrical wiring involved.
- Allows code combinations of up to 14 buttons - Over 16,000 selectable code permutations (recommended 3 to 6 digit codes).
- Code scramble - Allows all codes to be entered in any order.
- Slipping clutch mechanism - Nullifies forced attack or vandalism from the outside.
- Passage function - Allows free passage from both sides at code users' discretion.
- Brushed stainless steel buttons - Will not indicate usage.
- Free exit - Provides escape from the inside, without code entry, regardless of the lock status.
- Satin chrome finish.



DEADLOCKING LATCH



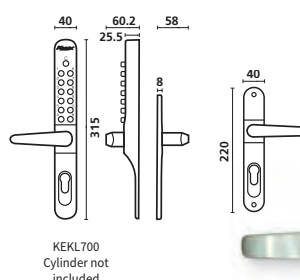

KE2000

Keylex 700 Series - Medium Duty

CODE	PRODUCT	CENTRES	TYPE	FINISH	PACK
KEYLEX 700 SERIES - MEDIUM DUTY					
KEKL700	Keylex 700 Series	72mm	Boxed	SC	1
KEKL700-LC	Euro Lockcase 72mm Centres		Boxed	SC	1

Use the Keylex 700 on all standard duty, high security external door installations and on any door where a flexible euro profile keying system is required. The 'narrow stile' design, with its built-in slipping clutch mechanism, will suit all stile widths down to 43mm and is particularly suited for use with aluminium or hollow metal sections.

- Standard duty mechanism - Allows many hundreds of operations per day.
- Entirely mechanical operation - No electronics involved or electrical wiring involved.
- Allows code combinations of up to 12 buttons - Over 4,000 selectable code permutations (recommended 3 to 6 digit codes).
- Code scramble - Allows all codes to be entered in any order.
- Brushed stainless steel buttons - Will not indicate usage.
- Free exit - Provides escape from the inside, without code entry, regardless of the lock status.
- Cylinder not included.
- Satin chrome finish.

KEKL700
Cylinder not included

KEKL700



DANALOCK V.3

Easy to manage
Control and monitor your door from anywhere. Share access and receive live notifications.

Smart Home
Compatible with Amazon Echo, Nest, IFTTT, Bluetooth Smart, Z-Wave, Zigbee and Homekit.

Great security
The strongest, fastest, smallest, and most secure smartlock in the market.

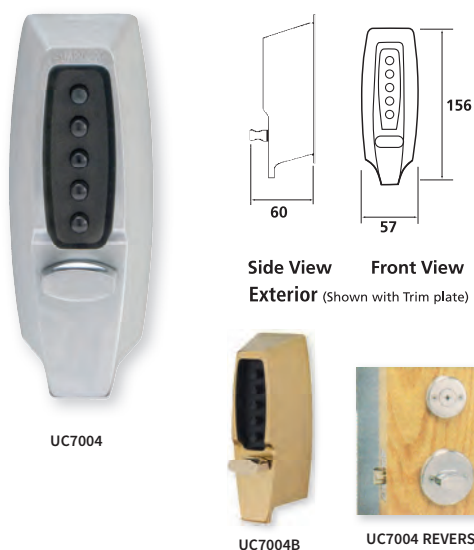
Easy to install
Just fit it over the bracket and turn it to snap it on.

SEE PAGES A.20 - A.22

Tel: 0131 555 0909 Fax: 0131 554 1177 Email: sales@keyprint.co.uk

B.32

Kaba Simplex® 7104 - Light Duty Mortice Deadlocking Latch

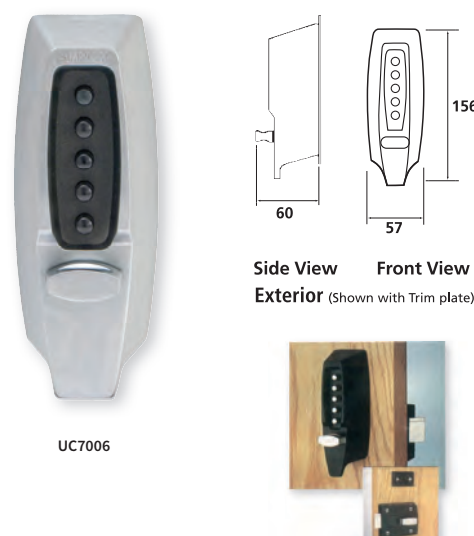


CODE	PRODUCT	BACKSET	TYPE	FINISH	PACK
KABA 7104 - LIGHT DUTY MORTICE DEADLOCKING LATCH					
UC7004	Mechanical Simplex® Range	70mm	Boxed	SC	1
UC7004B	Mechanical Simplex® Range	70mm	Boxed	BB	1

Simplex 7104 Series provides fully mechanical primary or auxiliary pushbutton access control by exterior combination, while allowing free egress at all times by interior thumbturn. Deadlocking latch models automatically relock each time the door closes. This fully mechanical lock eliminates the material and labour expense of battery replacements, has a single access-code and is programmed via the keypad without removing the lock from the door.

- 13mm Deadlocking latch - relocks automatically when door closes.
- Number of Codes: Single access code - one easy-to-manage code for all users.
- Programming: Lock is easily programmed via keypad without removing lock from the door.
- Handing: Field reversible.
- A cost effective access control solution.
- Curved lip strike plate.
- For Wood or Metal Door Thickness: 1 3/8" (35 mm) to 2 1/4" (57 mm).
- Durability: Weather resistant.
- Satin chrome or Bright brass finish.

Kaba Simplex® 7106 - Light Duty Rim Deadlocking Latch With Holdback



CODE	PRODUCT	BACKSET	TYPE	FINISH	PACK
KABA 7106 - LIGHT DUTY RIM DEADLOCKING LATCH WITH HOLDBACK					
UC7006	Mechanical Simplex® Range	60mm	Boxed	SC	1
UC7006BL	Mechanical Simplex® Range	60mm	Boxed	Black	1

Simplex 7106 Series provides auxiliary pushbutton access control by exterior combination, while allowing free egress at all times by interior thumbturn. Deadlocking latch models automatically relock each time the door closes. This fully mechanical lock eliminates the material and labour expense of battery replacements, has a single access-code and is programmed via the keypad without removing the lock from the door.

- 16mm Rim locking latch - relocks automatically when door closes; also has latch holdback.
- Number of Codes: Single access code - one easy-to-manage code for all users.
- Programming: Lock is easily programmed via keypad without removing lock from the door.
- Handing: Field reversible.
- Pushbutton Access.
- Latch Holdback.
- A cost effective access control solution.
- Box strike for in-swing doors and flat strike for out-swing doors.
- For Wood Doors Only Thickness: 1 3/8" (35 mm) to 2 1/4" (57 mm).
- Satin chrome or Black finish.

Union CodeGUARD5 - British Standard Digital Lock



CODE	PRODUCT	TYPE	FINISH	PACK
UNION CODEGUARD5				
UNJ8607CG5SS	CodeGUARD5 BS Digital Lock	Boxed	SSS	1
UNJ8607CG5-IK	Intumescent kit for CodeGUARD5	Boxed	-	1

CodeGUARD5 from UNION is a new generation of push button mechanical locks that are purpose-designed to combine high security access control. Designed to deliver high performance locking for years, CodeGUARD5 meets BS8607 - the new standard for mechanical push button locks.

- 20mm deadlocking latch.
- No wiring needed.
- Over 2000 combinations available.
- High corrosion resistance.
- Ergonomic styled.
- Universal handings and fixings for timber and metal doors.
- Suitable for use on fire doors.
- 304 grade stainless steel.
- BS8607:2014.
- Satin stainless steel finish.

Note: if installing CodeGUARD on timber fire doors please use the approved intumescent kit UNJ8607CG5-IK.

Locking Products

Euro Profile Lockcases C.1

Dual Profile Lockcases C.2

Bathroom Lockcase C.3

Narrow Stile Euro Lockcases C.3

72mm Centre Lockcases C.4

Lockcases for Aluminium Doors.. C.5 - C.7

Traditional Locks..... C.8

Door Handles..... C.9 - C.10

Escutcheons..... C.11 - C.14



**YOUR KEY
SUPPLIER FOR
LOCKING PRODUCTS**



Page A.1 - A.23

Cylinders



Page C.9 - C.10

Handles



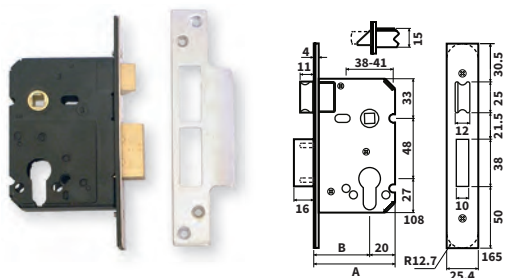
Page C.11 - C.14

Escutcheons

Lockcases



Euro Profile Sash Lockcases



CC-L-ES58

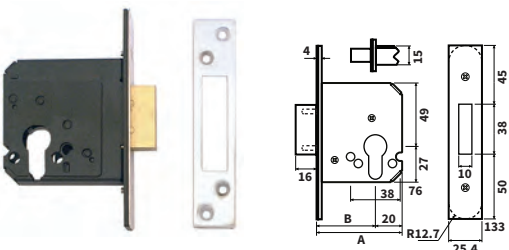


CC-L-RB01B-13

CODE	SIZE (A)	BACKSET (B)	TYPE	FINISH	PACK
EURO PROFILE SASH LOCKCASES					
CC-L-ES45	65mm (2½")	45mm	Boxed	SS	1
CC-L-ES58	78mm (3")	58mm	Boxed	SS	1
CC-L-ES45B	65mm (2½")	45mm	Boxed	PB	1
CC-L-ES58B	78mm (3")	58mm	Boxed	PB	1
REBATE SETS					
CC-L-RB01S-13	13mm rebate set stainless steel			SS	1
CC-L-RB01B-13	13mm rebate set polished brass			PB	1

- Designed to fit euro cylinder locks (Cylinder not included).
- Stainless Steel or Polished Brass.
- Boxed with fittings supplied.

Euro Profile Dead Lockcases



CC-L-ED58



CC-L-RB05S-13

CODE	SIZE (A)	BACKSET (B)	TYPE	FINISH	PACK
EURO PROFILE DEAD LOCKCASES					
CC-L-ED45	65mm (2½")	45mm	Boxed	SS	1
CC-L-ED58	78mm (3")	58mm	Boxed	SS	1
CC-L-ED45B	65mm (2½")	45mm	Boxed	PB	1
CC-L-ED58B	78mm (3")	58mm	Boxed	PB	1
REBATE SETS & BOX STRIKES					
CC-L-RB05S-13	●	13mm rebate set stainless steel		SS	1
CC-L-SBS-05S	●	Security box strike stainless steel		SS	1
CC-L-RB05B-13	●	13mm rebate set polished brass		PB	1
CC-L-SBS-05B	●	Security box strike polished brass		PB	1

- Designed to fit euro cylinder locks (Cylinder not included).
- Stainless Steel or Polished Brass.
- Boxed with fittings supplied.

ESLA TECHNIK PRO

Perfect for your business. Perfect for your customers.



- Esla Technik Pro is the cylinder system that builds the steady cash flow you need to grow your business while giving your customers ultimate peace of mind.

Find Out More On Pages A.11 - A.13






Page A.1 - A.23

Cylinders



Page C.9 - C.10

Handles




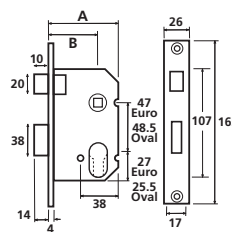
Page C.11 - C.14

Escutcheons

Dual Profile Sash Lockcases - Euro or Oval

CODE	SIZE (A)	BACKSET (B)	TYPE	FINISH	PACK
DUAL PROFILE SASH LOCKCASES					
CC-L-DP01S	64mm (2½")	45mm	Boxed	SS	1
CC-L-DP02S	76mm (3")	57mm	Boxed	SS	1
CC-L-DP01B	64mm (2½")	45mm	Boxed	PB	1
CC-L-DP02B	76mm (3")	57mm	Boxed	PB	1
REBATE SETS					
CC-L-RB01S-13	13mm rebate set stainless steel			SS	1
CC-L-RB01B-13	13mm rebate set polished brass			PB	1

- Designed to fit both euro and oval cylinder locks (Cylinder not included).
- Stainless Steel or Polished Brass.
- Boxed with fittings supplied.



CC-L-DP02S


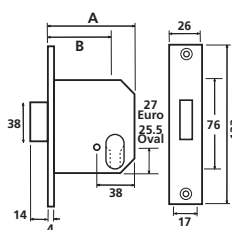


CC-L-RB01B-13

Dual Profile Dead Lockcases - Euro or Oval

CODE	SIZE (A)	BACKSET (B)	TYPE	FINISH	PACK
DUAL PROFILE DEAD LOCKCASES					
CC-L-DP05S	64mm (2½")	45mm	Boxed	SS	1
CC-L-DP06S	76mm (3")	57mm	Boxed	SS	1
CC-L-DP05B	64mm (2½")	45mm	Boxed	PB	1
CC-L-DP06B	76mm (3")	57mm	Boxed	PB	1
REBATE SETS & BOX STRIKES					
CC-L-RB05S-13		13mm rebate set stainless steel		SS	1
CC-L-SBS-05S		Security box strike stainless steel		SS	1
CC-L-RB05B-13		13mm rebate set polished brass		PB	1
CC-L-SBS-05B		Security box strike polished brass		PB	1

- Designed to fit both euro and oval cylinder locks (Cylinder not included).
- Stainless Steel or Polished Brass.
- Boxed with fittings supplied.



CC-L-DP06S


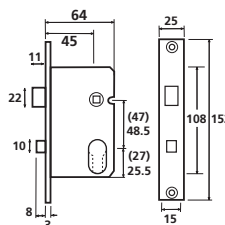


CC-L-RB05S-13

Dual Profile Nightlatches - Euro or Oval

CODE	SIZE (A)	BACKSET (B)	TYPE	FINISH	PACK
DUAL PROFILE NIGHTLATCHES					
CC-NL01S	64mm (2½")	45mm	Boxed	SC	1
CC-NL02S	76mm (3")	57mm	Boxed	SC	1
CC-NL01SB	64mm (2½")	45mm	Boxed	SB	1
CC-NL02SB	76mm (3")	57mm	Boxed	SB	1

- Designed to fit both euro and oval cylinder locks (Cylinder not included).
- Stainless Steel or Polished Brass.
- Boxed with fittings supplied.
- Only use half set of handles. Our handles come in pairs as standard.



CC-NL-02S



Page A.1 - A.23

Cylinders



Page C.9 - C.10

Handles




Page C.11 - C.14

Escutcheons

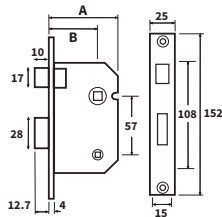
Lockcases



Bathroom Locks



CC-BL-76-S



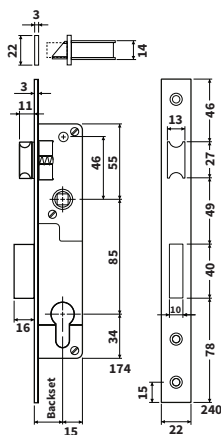
CODE	SIZE (A)	BACKSET (B)	TYPE	FINISH	PACK
BATHROOM LOCKS					
CC-BL-63-S	64mm (2½")	45mm	Boxed	SC	1
CC-BL-76-S	76mm (3")	57mm	Boxed	SC	1
CC-BL-63-B	64mm (2½")	45mm	Boxed	SB	1
CC-BL-76-B	76mm (3")	57mm	Boxed	SB	1

- Satin Chrome or Satin Brass.
- Boxed with fittings supplied.
- For bathroom handles see C.9 to C.10.

Narrow Stile Euro Profile Sash Lockcases - 85mm Centres



CC-L-ES30



CODE	BACKSET	SIZE	TYPE	FINISH	PACK
EURO PROFILE SASH LOCKCASES					
CC-L-ES20	20mm	35mm	Boxed	Satin	1
CC-L-ES25	25mm	40mm	Boxed	Satin	1
CC-L-ES30	30mm	45mm	Boxed	Satin	1

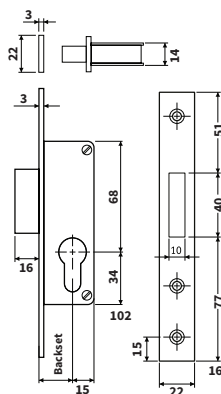
- Designed to fit euro cylinder locks (Cylinder not included).
- Includes strike plate and two black plastic escutcheons.
- Satin stainless steel.
- Sashlock.
- 20mm, 25mm, or 30mm backsets.
- Sashlock: 85mm centres.
- Boxed with fittings supplied.

Includes
Strike Plate &
Escutcheons

Narrow Stile Euro Profile Dead Lockcases



CC-L-ED30



CODE	BACKSET	SIZE	TYPE	FINISH	PACK
EURO PROFILE DEAD LOCKCASES					
CC-L-ED20	20mm	35mm	Boxed	Satin	1
CC-L-ED25	25mm	40mm	Boxed	Satin	1
CC-L-ED30	30mm	45mm	Boxed	Satin	1
CC-L-ED35	35mm	50mm	Boxed	Satin	1

- Designed to fit euro cylinder locks.
- Includes strike plate and two black plastic escutcheons.
- Satin stainless steel.
- Deadlock.
- 20mm, 25mm, 30mm, or 35mm backsets.
- Boxed with fittings supplied.

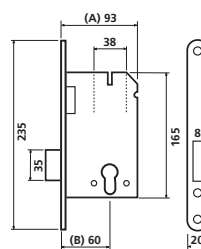
Includes
Strike Plate &
Escutcheons



Euro Dead Lockcase

CODE	SIZE (A)	BACKSET (B)	TYPE	FINISH	PACK
EURO DEAD LOCKCASE					
BT5510.60-RS	93mm	60mm	Boxed	SS	1

- Stainless steel finish.
- Boxed with fittings supplied.
- Euro profile cylinder deadlock with radius faceplate (Cylinder not included).
- For use on doors without lever furniture.
- 22mm single throw deadbolt.



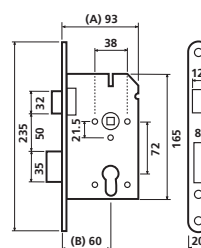
BT5510



Euro Sash Lockcase

CODE	SIZE (A)	BACKSET (B)	TYPE	FINISH	PACK
EURO SASH LOCKCASE					
BT5520.60.RS	93mm	60mm	Boxed	SS	1

- Stainless steel finish.
- Boxed with fittings supplied.
- Euro profile cylinder sashlock with radius faceplate (Cylinder not included).
- For lockable doors with lever handles to retract latch.
- 22mm single throw deadbolt.
- Cylinder to latch function will retract the deadbolt and latch.



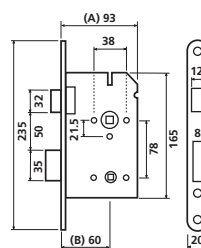
BT5520



Bathroom Lock

CODE	SIZE (A)	BACKSET (B)	TYPE	FINISH	PACK
BATHROOM LOCK					
BT5530	93mm	60mm	Boxed	SS	1

- Stainless steel finish.
- Boxed with fittings supplied.
- Bathroom sashlock with radius faceplate.
- For use on bathroom doors and those requiring a privacy function.
- Latch retracted by lever handles
- 10mm throw deadbolt thrown by thumbturn & emergency release (8mm turn follower).



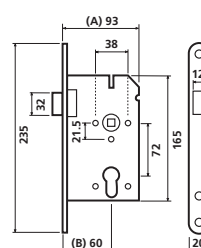
BT5530



Euro Nightlatch With Holdback

CODE	SIZE (A)	BACKSET (B)	TYPE	FINISH	PACK
EURO NIGHTLATCH WITH HOLDBACK					
BT5550.60.R.SS	93mm	60mm	Boxed	SS	1

- Stainless steel finish.
- Boxed with fittings supplied.
- Cylinder nightlatch with hold-back function with radius faceplate (Cylinder not included).
- Lever operation from inside to withdraw latchbolt.
- Cylinder operation from outside to withdraw latchbolt. Snib on forend operates hold-back function.



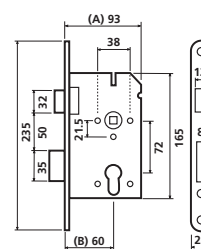
BT5550



Escape Sash Lockcase

CODE	SIZE (A)	BACKSET (B)	TYPE	FINISH	PACK
EURO ESCAPE SASH LOCKCASE					
BT5560	93mm	60mm	Boxed	SS	1

- Stainless steel finish.
- Boxed with fittings supplied.
- Escape sashlock to EN179 with radius faceplate.
- Lever operation of latchbolt
- Cylinder operation of 22mm single throw deadbolt (Cylinder not included).
- Inside lever withdraws the latchbolt and deadbolt simultaneously for immediate escape.
- Cylinder to latch function withdraws deadbolt on first turn of the key and latchbolt on the second turn.
- This is not a split follower lock and must not be used with a thumbturn cylinder or outside lever handle.



BT5560






Page A.1 - A.23

Cylinders

Lockcases for Aluminium Doors

alpro

KEYPRINT®
SECURITY LTD


Page C.7

Accessories

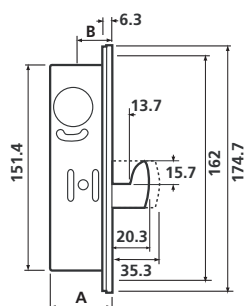
Rim Mortice Cylinder Deadlocks

1850 BARBOLT
(SHOWN WITH FACEPLATE
AVAILABLE SEPARATELY)

APR52FP1-851

1820 HOOKBOLT
(SHOWN WITH FACEPLATE
AVAILABLE SEPARATELY)


APR52FP1-821



CODE	PRODUCT	SIZE (A)	BACKSET (B)	FINISH	PACK
1850 LONG THROW BARBOLTS					
APR5218-501	Barbolt	39.9mm	22.2mm*	SAA	1
APR5218-502	Barbolt	41.4mm	24.6mm*	SAA	1
APR5218-503	Barbolt	45.2mm	28.6mm*	SAA	1
APR5218-504	Barbolt	57.1mm	38.1mm*	SAA	1
1820 HOOKBOLTS					
APR5218-205	Hookbolt	39.9mm	22.2mm*	SAA	1
APR5218-206	Hookbolt	41.4mm	24.6mm*	SAA	1
APR5218-207	Hookbolt	45.2mm	28.6mm*	SAA	1
APR5218-208	Hookbolt	57.1mm	38.1mm*	SAA	1
FACEPLATES - SATIN FINISH (SEPARATE ORDER)					
APR52FP1-851	Barbolt faceplate flat - 25.4mm width (1")				1
APR52FP1-852	Barbolt faceplate radius - 25.4mm width (1")				1
APR52FP1-821	Hookbolt faceplate flat - 25.4mm width (1")				1
APR52FP1-822	Hookbolt faceplate radius - 25.4mm width (1")				1

- Satin anodised aluminium.
- Non-handed.
- Application: Swing door - single or double action single door.
- Requires bridges for fitting (APR5-211) x2.
- Faceplates are available separately.
- *Backset measurement includes 3mm faceplate.
- For accessories see page C.7.
- Cylinder not included - see section A.1 to A.23.

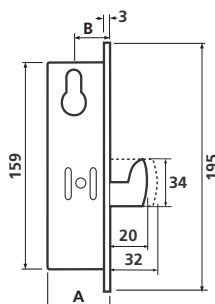
Euro Profile Cylinder Deadlocks

221 BARBOLT
(SHOWN WITH FACEPLATE
AVAILABLE SEPARATELY)

APR52FP-221

220 HOOKBOLT
(SHOWN WITH FACEPLATE
AVAILABLE SEPARATELY)

APR52FP-222



CODE	PRODUCT	SIZE (A)	BACKSET (B)	FINISH	PACK
221 BARBOLTS					
APR52221-125	Barbolt	41mm	25mm*	SAA	1
APR52221-130	Barbolt	46mm	30mm*	SAA	1
220 HOOKBOLTS					
APR52220-025	Hookbolt	41mm	25mm*	SAA	1
APR52220-030	Hookbolt	46mm	30mm*	SAA	1
FACEPLATES - SATIN FINISH (SEPARATE ORDER)					
APR52FP-221	Barbolt faceplate flat - 25.4mm width (1")				1
APR52FP-222	Hookbolt faceplate flat - 25.4mm width (1")				1
APR52FP-225	Hookbolt faceplate radius - 25.4mm width (1")				1

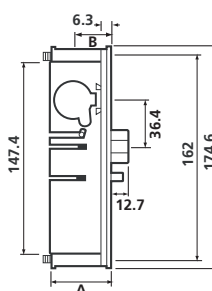
- Satin anodised aluminium.
- Non-handed.
- Application: Swing door - single or double action single door.
- Requires bridges for fitting (APR5-211) x2.
- Faceplates are available separately.
- *Backset measurement includes 3mm faceplate.
- For accessories see page C.7.
- Cylinder not included - see section A.1 to A.23.



Rim Mortise Cylinder Deadlatches

CODE	PRODUCT	SIZE (A)	BACKSET (B)	FINISH	PACK
4510 DEADLATCH - RIGHT HAND					
APR5245-101	Deadlatch	45.2mm	28.6mm*	SAA	1
APR5245-103	Deadlatch	41.4mm	24.6mm*	SAA	1
4510 DEADLATCH - LEFT HAND					
APR5245-102	Deadlatch	45.2mm	28.6mm*	SAA	1
APR5245-104	Deadlatch	41.4mm	24.6mm*	SAA	1
FACEPLATES - SATIN FINISH (SEPARATE ORDER)					
APR52FP4-511	Faceplate flat - 25.4mm width (1")				1
APR52FP4-512	Faceplate radius - 25.4mm width (1")				1

- Satin anodised aluminium.
- Available left or right handed.
- Application: Swing door - single or double action single door.
- Requires bridges for fitting (APR5-211) x2.
- Faceplates are available separately.
- *Backset measurement includes 3mm faceplate.
- For handles, strikes & accessories see page C.7.
- Cylinder not included - see section A.1 to A.23.

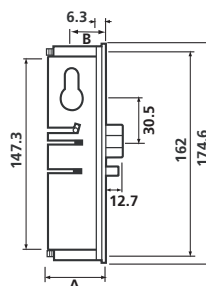


4510 DEADLATCH (SHOWN WITH FACEPLATE AVAILABLE SEPARATELY) APR52FP4-511

Euro Profile Cylinder Deadlatches

CODE	PRODUCT	SIZE (A)	BACKSET (B)	FINISH	PACK
4570 DEADLATCH - RIGHT HAND					
APR5245-701	Deadlatch	41.4mm	25mm*	SAA	1
APR5245-703	Deadlatch	45.2mm	28mm*	SAA	1
APR5245-705	Deadlatch	57.1mm	38mm*	SAA	1
4570 DEADLATCH - LEFT HAND					
APR5245-702	Deadlatch	41.4mm	25mm*	SAA	1
APR5245-704	Deadlatch	45.2mm	28mm*	SAA	1
APR5245-706	Deadlatch	57.1mm	38mm*	SAA	1
FACEPLATES - SATIN FINISH (SEPARATE ORDER)					
APR52FP4-511	Faceplate flat - 25.4mm width (1")				1
APR52FP4-512	Faceplate radius - 25.4mm width (1")				1

- Satin anodised aluminium.
- Available left or right handed.
- Application: Swing door - single or double action single door.
- Requires bridges for fitting (APR5-211) x2.
- Faceplates are available separately.
- *Backset measurement includes 3mm faceplate.
- For strikes & accessories see page C.7.
- Cylinder not included - see section A.1 to A.23.



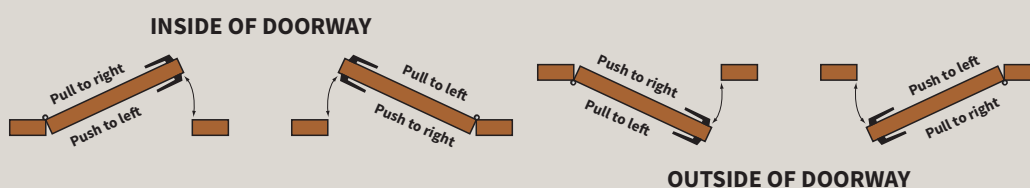
4570 DEADLATCH (SHOWN WITH FACEPLATE AVAILABLE SEPARATELY) APR52FP4-511

ALUMINIUM DOOR LOCK HANDING

The description of swinging door operation.

Left Hand:
Door Hinges on left.

Right Hand:
Door Hinges on right.





Page A.1 - A.23

Cylinders



Page C.5 - C.6

Lockcases

Lockcases for Aluminium Doors

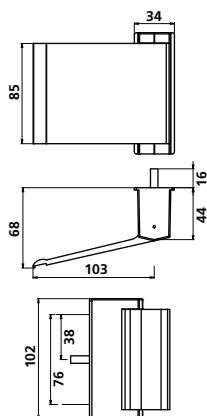
alpro

KEYPRINT®
SECURITY LTD

Paddle Handles



PADDLE HANDLE



CODE	PRODUCT	FINISH	PACK
PADDLE HANDLES			
APR524-591	Pull to left, complete with cam plug	SAA	1
APR524-597	Pull to right, complete with cam plug	SAA	1
APR524-592	Push to left, complete with cam plug	SAA	1
APR524-598	Push to right, complete with cam plug	SAA	1

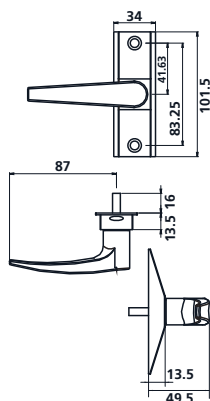
The paddle handle is designed to be ergonomically friendly and practical. Coming complete with cam plug enables the handles to be used in conjunction with the 4510 deadlatch range of locks.

- Satin anodised aluminium and black finish.
- To suit 44mm thick doors.
- Cam plug non-handed. Reversible in the field.

Lever Handles



APR5245-601



CODE	PRODUCT	FINISH	PACK
LEVER HANDLES			
APR5245-601	Lever handle & cam plug, right hand	SAA	1
APR5245-602	Lever handle & cam plug, left hand	SAA	1

The lever handle is designed to be ergonomically friendly and practical. Coming complete with cam plug enables the handles to be used in conjunction with the 4510 deadlatch range of locks.

- Satin anodised aluminium
- To suit 44mm thick doors.
- Cam plug non-handed. Reversible in the field.

Lever Handles



APR5-211



APR5-226



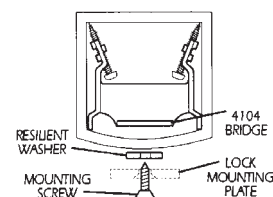
APR5-231

ARMOURED STRIKE
AND FACEPLATE
TOGETHER

CODE	PRODUCT	FINISH	PACK
ACCESSORIES			
APR5-211	Radius mounting bridges pair (2 per lock)	SAA	PAIR
APR5-231	Round mortice cylinder guard satin finish	SAA	1
APR5-226	Euro escutcheon self adhesive satin finish	SAA	1
APR5-212	Armoured strike for use with 220 lock	SAA	1
APR5-213	Armoured strike flat faceplate for use with 220 lock	SAA	1

Mounting Bridges are for mounting Deadlocks and Deadlatches in aluminium hollow door sections. Two screws enable a secure fix into the back wall of the section with the lockcase then mounting directly onto the bridge. Two bridges required per lockcase (supplied in pairs).

- Dimensions: 40-50mm x 32mm x 13.5mm.
- Material: Mild Steel.





Page C.9 - C.10

Handles



Page C.11 - C.14

Escutcheons

Union StrongBOLT - British Standard 5 Lever Locks

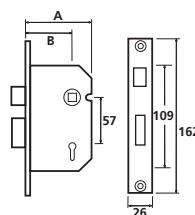
CODE	SIZE (A)	BACKSET (B)	TYPE	FINISH	PACK
SASHLOCKS					●
UNJ2200S-SC-2.5	68mm (2½")	45mm	Boxed	SC	1
UNJ2200S-SC-3.0	81mm (3")	57mm	Boxed	SC	1
UNJ2200S-PL-2.5	68mm (2½")	45mm	Boxed	SB	1
UNJ2200S-PL-3.0	81mm (3")	57mm	Boxed	SB	1
DEADLOCKS					●
UNJ2100S-SC-2.5	68mm (2½")	45mm	Boxed	SC	1
UNJ2100S-SC-3.0	81mm (3")	57mm	Boxed	SC	1
UNJ2100S-PL-2.5	68mm (2½")	45mm	Boxed	SB	1
UNJ2100S-PL-3.0	81mm (3")	57mm	Boxed	SB	1
KEY BLANKS					●
RST181 or RST7665	Copy Blanks				-

- Satin Chrome or Satin Brass.
- For timber doors hinged on the left or right.
- Suitable for doors up to 54mm thick.
- 20mm deadbolt for secure positive deadlocking and additional resistance against attack.

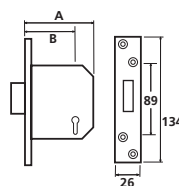
- Anti-pick, anti-saw and anti-drill security features for resistance against attack.
- Boxed with fittings supplied.
- 2 plated steel keys.
- Keyblank - RST181 or RST7665.
- Lever handles see page C.9 to C.10.



StrongBOLT



UNJ2200S-PL-2.5



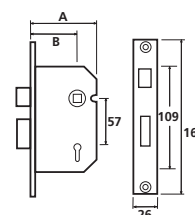
UNJ2100S-PL-2.5

Legge - British Standard 5 Lever Locks

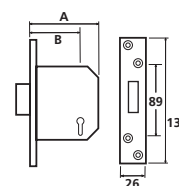
CODE	SIZE (A)	BACKSET (B)	TYPE	FINISH	PACK
SASHLOCKS					●
LGN5642.SS	68mm (2½")	45mm	Boxed	SS	1
LGN5762.SS	81mm (3")	58mm	Boxed	SS	1
LGN5642.PB	68mm (2½")	45mm	Boxed	PB	1
LGN5762.PB	81mm (3")	58mm	Boxed	PB	1
DEADLOCKS					●
LGN5641.SS	68mm (2½")	45mm	Boxed	SS	1
LGN5761.SS	81mm (3")	58mm	Boxed	SS	1
LGN5641.PB	68mm (2½")	45mm	Boxed	PB	1
LGN5761.PB	81mm (3")	58mm	Boxed	PB	1
KEY BLANKS					●
RST224	Copy Blanks				-

- Stainless Steel or Polished Brass.
- Hardened steel anti-saw deadbolt with 20mm throw.
- Anti-pick and anti-drill protection.
- 'Pull and Twist' reversible latchbolt.
- Steel case, black powder coated finish.

- Accepts bolt through lever furniture fixings at 38mm centres.
- Boxed with fittings supplied.
- 3 plated steel keys.
- Keyblank - RST224.
- Suitable for use with un-sprung Lever handles see page C.9 to C.10.



LGN5642.SS



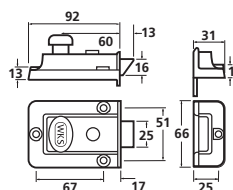
LGN5641.SS

WKS Traditional Style Rim Nightlatch

CODE	SIZE (A)	TYPE	FINISH	PACK
WKS RIM NIGHTLATCH				
WKS-NL01-C	Nightlatch with polished brass cylinder	Blister	Enamel	1
KEY BLANKS				
GBDT-WKS	Genuine Key Blanks			-
KB-YA1	Copy Blanks			-

- Suitable for solid wooden doors.
- Classic styling with deadlocking by snib.
- Key operation from outside.
- Knob handle operation from inside.

- Standard width.
- Enamel finish.
- 5 Pin brass cylinder with 3 keys.
- Keyblank - YA1.



WKS-NL01-C





Page A.1 - A.23

Cylinders



Page C.1 - C.8

Lockcases

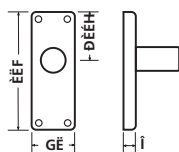
Door Handles

KEYPRINT®
SECURITY LTD

Non-Concealed Latch



CC6441



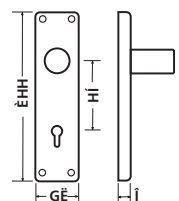
CODE	PRODUCT	TYPE	FINISH	PACK
NON-CONCEALED LATCH				
CC6441	Latch - non-concealed	Boxed	SAA	PAIR

- Satin Anodised Aluminium.
- Includes fittings and spindle.
- Boxed in pairs.

Non-Concealed Mortice Lock



CC6442



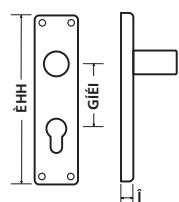
CODE	PRODUCT	TYPE	FINISH	PACK
NON-CONCEALED MORTICE LOCK				
CC6442	Mortice lock - non-concealed	Boxed	SAA	PAIR

- Satin Anodised Aluminium.
- Includes fittings and spindle.
- Boxed in pairs.

Non-Concealed Euro Profile



CC6448



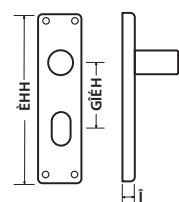
CODE	PRODUCT	TYPE	FINISH	PACK
NON-CONCEALED EURO PROFILE				
CC6448	Euro profile - non-concealed	Boxed	SAA	PAIR

- Satin Anodised Aluminium.
- Includes fittings and spindle.
- Boxed in pairs.

Non-Concealed Oval Profile



CC6443



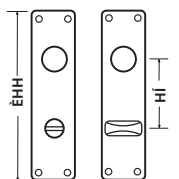
CODE	PRODUCT	TYPE	FINISH	PACK
NON-CONCEALED OVAL PROFILE				
CC6443	Oval profile - non-concealed	Boxed	SAA	PAIR

- Satin Anodised Aluminium.
- Includes fittings and spindle.
- Boxed in pairs.

Non-Concealed Bathroom



CC6445



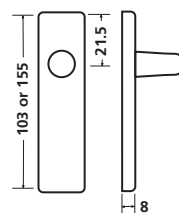
CODE	PRODUCT	TYPE	FINISH	PACK
NON-CONCEALED BATHROOM				
CC6445	Bathroom - non-concealed	Boxed	SAA	PAIR

- Satin Anodised Aluminium.
- Includes fittings and spindle.
- Boxed in pairs.



CODE	PRODUCT	TYPE	FINISH	PACK
CONCEALED LATCH				
CC6431	Latch - concealed	Boxed	SAA	PAIR
CC6431L	Latch long plate - concealed	Boxed	SAA	PAIR

- Satin Anodised Aluminium.
- Includes fittings and spindle.
- Boxed in pairs.

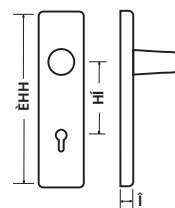


CC6431

CC6431L

CODE	PRODUCT	TYPE	FINISH	PACK
CONCEALED MORTICE LOCK				
CC6432	Mortice lock - concealed	Boxed	SAA	PAIR

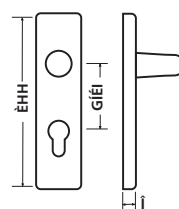
- Satin Anodised Aluminium.
- Includes fittings and spindle.
- Boxed in pairs.



CC6432

CODE	PRODUCT	TYPE	FINISH	PACK
CONCEALED EURO PROFILE				
CC6438	Euro profile - concealed	Boxed	SAA	PAIR

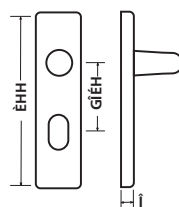
- Satin Anodised Aluminium.
- Includes fittings and spindle.
- Boxed in pairs.



CC6438

CODE	PRODUCT	TYPE	FINISH	PACK
CONCEALED OVAL PROFILE				
CC6433	Oval profile - concealed	Boxed	SAA	PAIR

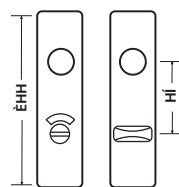
- Satin Anodised Aluminium.
- Includes fittings and spindle.
- Boxed in pairs.



CC6433

CODE	PRODUCT	TYPE	FINISH	PACK
CONCEALED BATHROOM				
CC6435	Bathroom - concealed	Boxed	SAA	PAIR

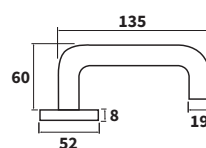
- Satin Anodised Aluminium.
- Includes fittings and spindle.
- Boxed in pairs.



CC6435

CODE	PRODUCT	TYPE	FINISH	PACK
SPRUNG LEVER HANDLE ON ROSE - ROUND BAR RETURN TO DOOR				
BT4201.19.SS	Lever handle on rose - 19mm x 135mm	Boxed	SS	PAIR

- Stainless steel Grade 304.
- Levers are prefixed to sprung roses 8mm thick.
- Push on rose and escutcheon covers conceal all fixings.
- Supplied as a pair with bolt through fixings.



BT4201.19.SS

Stainless Steel Grade 304 Handles



Page A.1 - A.23

Cylinders



Page C.1 - C.8

Lockcases

Escutcheons

Souber Tools
The choice of locksmiths

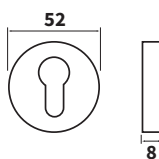
WKS®

KEYPRINT®
SECURITY LTD

Stainless Steel Grade 304 Euro Escutcheons



BT4213.8.SS



CODE	PRODUCT	FINISH	PACK
EURO ESCUTCHEONS - ON 8MM ON ROSE			
BT4213.8.SS	Escutcheon (pair) - for euro profile cylinder	SS	PAIR

- Stainless steel Grade 304
- Roses 8mm thick.
- Push on rose and escutcheon covers conceal all fixings.
- Supplied as a pair with fixings.

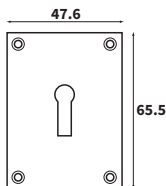
Mortice Profile - Screw-On



LSJE1SCP



LSJE1B



CODE	PRODUCT	FINISH	PACK
MORTICE PROFILE - SCREW-ON			
LSJE1SCP	Escutcheon - satin chrome	SC	1
LSJE1CP	Escutcheon - bright chrome	CP	1
LSJE1B	Escutcheon - polished brass	PB	1

- Includes fitting screws.

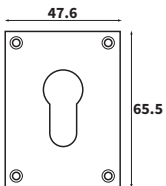
Euro Profile - Screw-On



LSEE1/4H/SC



LSEE1/4H/PB



CODE	PRODUCT	FINISH	PACK
EURO PROFILE - SCREW-ON			
LSEE1/4H/SC	Escutcheon - satin chrome	SC	1
LSEE1/4H/PB	Escutcheon - polished brass	PB	1

- Includes fitting screws.

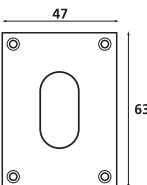
Oval Profile - Screw-On



CC-EP-01-SS



CC-EP-01-PB



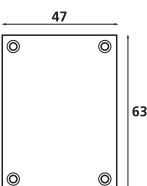
CODE	PRODUCT	FINISH	PACK
OVAL PROFILE - SCREW-ON			
CC-EP-01-SS	Escutcheon - stainless steel	SS	1
CC-EP-01-PB	Escutcheon - polished brass	PB	1

- Includes fitting screws.

Repair Plate - Screw-On



CC-EP-BP1-PB




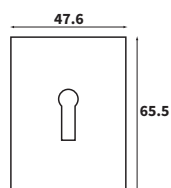
CODE	PRODUCT	FINISH	PACK
BLANKING PLATE - SCREW-ON			
CC-EP-BP1-PB	Escutcheon - polished brass	PB	1

- Includes fitting screws.



Mortice Profile - Stick-On


CODE	PRODUCT	FINISH	PACK
MORTICE PROFILE - STICK-ON			
LSJE2S	Escutcheon - satin stainless	SS	1
LSJE2B	Escutcheon - polished brass	PB	1

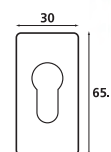
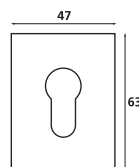


LSJE2B

LSJE2S

Euro Profile - Stick-On


CODE	PRODUCT	FINISH	PACK
EURO PROFILE - STICK-ON			
LSEE1/SC	Escutcheon large - satin chrome	SC	1
CC-EP-E2-PB	Escutcheon large - polished brass	PB	1
LSEE2/SA	Escutcheon small - silver anodised	SA	1
LSEE2/GA	Escutcheon small - gold anodised	GA	1
LSEE2/SS	Escutcheon small - satin stainless	SS	1
LSEE2/WH	Escutcheon small - white gloss	White	1


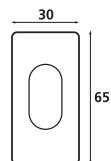
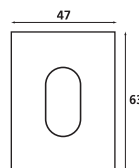


LARGE

SMALL

Oval Profile - Stick-On


CODE	PRODUCT	FINISH	PACK
OVAL PROFILE - STICK-ON			
CC-EP-02-SS	Escutcheon large - stainless steel	SS	1
CC-EP-02-PB	Escutcheon large - polished brass	PB	1
LSUE2/SA	Escutcheon small - silver anodised	SA	1
LSUE2/GA	Escutcheon small - gold anodised	GA	1
LSUE2/WH	Escutcheon small - white gloss	White	1


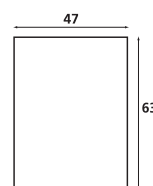


LARGE

SMALL

Repair Plates - Stick-On


CODE	PRODUCT	FINISH	PACK
BLANKING PLATE - STICK-ON			
LSJE4S	Escutcheon - satin stainless	SS	1
CC-EP-BP2-PB	Escutcheon - polished brass	PB	1

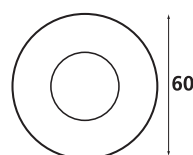


CC-EP-BP2-PB

LSJE4/SS

Repair Roses - Stick-On

CODE	PRODUCT	FINISH	PACK
ROUND REPAIR ROSES - STICK-ON			
LSRR1SC	Repair roses - satin chrome	SC	1
LSRR1CP	Repair roses - bright chrome	BC	1
LSRR1PB	Repair roses - polished brass	PB	1



LSRR1PB



Page A.1 - A.23

Cylinders



Page C.1 - C.8

Lockcases

High Security Escutcheons

DISec
DEFENDS THE FUTURE**KEYPRINT®**
SECURITY LTD

Euro Profile Steel Guard



DISG08B

CODE	PRODUCT	FINISH	PACK
EURO PROFILE STEEL GUARD			
DISG08B	70 x 30 x 12mm - black	Black	1
DIA0036	Optional spacer 1mm	Nickel	1
DIA0045	Optional spacer 2.5mm	Nickel	1

- 2.5mm minimum to 7mm maximum cylinder protrusion from door face.

Euro Profile Steel Guard

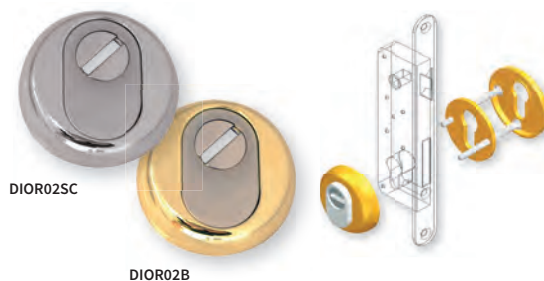


DISG10-SL

CODE	PRODUCT	FINISH	PACK
EURO PROFILE STEEL GUARD			
DISG10-SL	70 x 30 x 12mm - anodised silver	Silver	1
DISG10-BB	70 x 30 x 12mm - PVD brass	PVD Brass	1

- 8mm maximum cylinder protrusion from door face.

Euro Round Guard



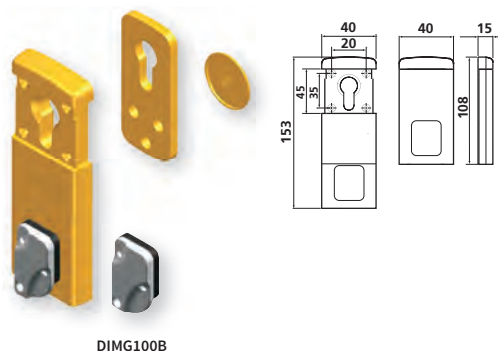
DIOR02SC

DIOR02B

CODE	PRODUCT	FINISH	PACK
EURO ROUND GUARD (38MM HOLES DIN STANDARD LOCKS)			
DIOR02SC	54mm diameter x 13mm - satin chrome	SC	1
DIOR02B	54mm diameter x 13mm - PVD brass	PVD Brass	1

- For euro lockcases (38mm holes DIN standard locks).
- 8mm minimum to 16mm maximum cylinder protrusion from door face.

Mini-Magnets - 110 x 40mm



DIMG100B

CODE	PRODUCT	FINISH	PACK
MINI MAGNETS			
DIMG100SC	Magnetic escutcheon - satin chrome	SC	1
DIMG100B	Magnetic escutcheon - PVD brass	PVD Brass	1

- With front protection plate, complete with internal plate.
- Includes 2 magnetic keys & fixing screws.
- Unique code.
- For additional keys use kit.



Page A.1 - A.23


Cylinders



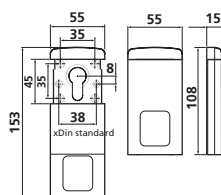
Page C.1 - C.8

Lockcases

Mini-Magnets - 110 x 55mm


CODE	PRODUCT	FINISH	PACK
MINI MAGNETS (38MM HOLES DIN STANDARD LOCKS)			
DIMG300SC	Magnetic escutcheon - satin chrome	SC	1
DIMG300B	Magnetic escutcheon - PVD brass	PVD Brass	1

- For euro lockcases (38mm holes DIN standard locks).
- With front protection plate, complete with internal plate.
- Includes 2 magnetic keys & fixing screws.
- Unique code.
- For additional keys use kit.
- Keyed alike available.

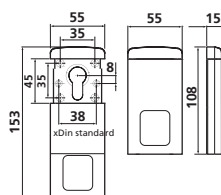


DIMG300B

Mini-Magnets - 110 x 55mm


CODE	PRODUCT	FINISH	PACK
MINI MAGNETS (38MM HOLES DIN STANDARD LOCKS)			
DIMG320SC	Magnetic escutcheon - satin chrome	SC	1
DIMG320B	Magnetic escutcheon - PVD brass	PVD Brass	1

- For euro lockcases (38mm holes DIN standard locks).
- With front protection plate, complete with round internal plate.
- Includes 2 magnetic keys & fixing screws.
- Unique code.
- For additional keys use kit.
- Keyed alike available.

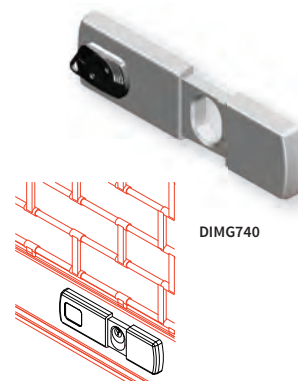
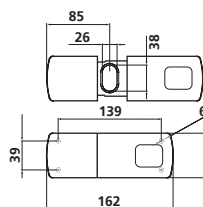
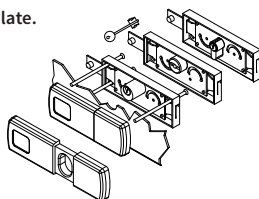


DIMG320B

Mini-Magnet - 162 x 60mm (For Shutter Lock)



CODE	PRODUCT	FINISH	PACK
MINI MAGNET FOR SHUTTER LOCKS			
DIMG740	Magnetic escutcheon - satin chrome	SC	1

- For shutter locks.
- With front protection plate, complete with internal plate.
- Includes 2 magnetic keys & fixing screws.
- Unique code.
- For additional keys use kit.
- Keyed alike available.



DIMG740

Magnetic Keying Kit & Magnetic Keys to Code

CODE	PRODUCT	PACK
KEYING KIT		
DIKM0019	20 Magnetic keys with instructions	20
MAGNETIC KEY TO CODE		
DIKM0020	Magnetic key to code	1

Gain returning customers with the Magnetic Key Kit

- Make additional keys
- Create keyed alike keys



DIKM0019

Become
a Disec
Centre



DIKM0020



Page A.1 - A.23

Cylinders



Page C.1 - C.8

Lockcases

WKS Padlock Range

Choose The Right Padlock For Any Environment

WKS PADLOCK RANGE

THE RIGHT PADLOCK FOR ANY ENVIRONMENT



Luggage



Gates



Sheds



Garages



Transport



Industrial



**Hardened chrome-plated
steel shackle**



**Available key differ
and keyed alike**



**Available blister packed
for optimum display**



SEE SECTION F FOR MORE INFORMATION

ASSA Products

ASSA Glossary.....D.1 - D.2

Modular Locks.....D.3 - D.4

Compact Locks.....D.5

Cylinders.....D.6 - D.7

Accessories.....D.8 - D.10

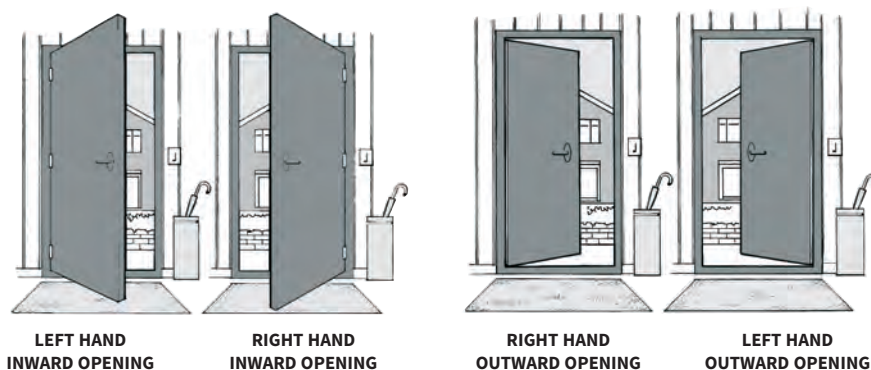
Handles.....D.10 - D.11



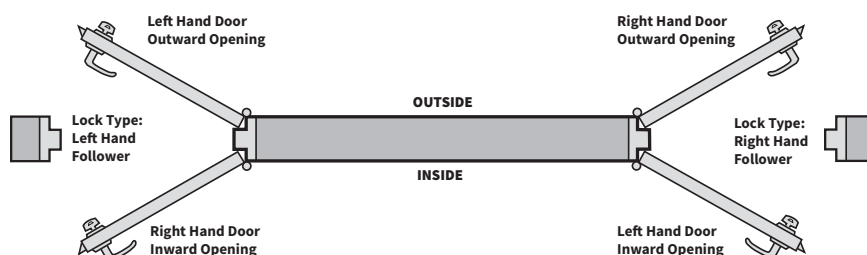
Handing

A simple rule how to decide whether the door is left hand or right hand - Stand in front of the closed door on the side where you can see the hinges. If the hinges are to the right, it is a right hand door - if you see them to the left it is a left hand door.

N.B. HANDING IS REVERSIBLE ON ALL ASSA STANDARD LOCKCASES



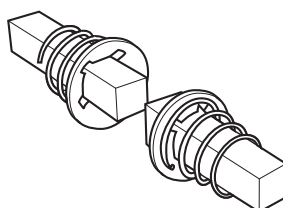
Split Follower Handing



The internal handle follower mechanism cannot be changed. Therefore when specifying escape locks both the door handing and whether the door opens inwards or outwards MUST be stated.

Split Follower Spindles

Special spindles, as shown below, must be used where lever handles are fitted to ASSA Split Follower Locks. ASSA lever handles are recommended.



CODE	DOOR TYPE	LENGTH
AS805073	For standard doors	43mm
AS805074-53	For thicker doors	53mm
AS805077	For thicker doors	63mm

Handle Compatibility

		ASSA Modular					ASSA Compact		
		AS765	AS2788	AS8760	AS8764	AS8761	AS3065	AS3088	AS3061
ASSA Handles	AS6655	✓	-	✓	✓	✓	✓	-	✓
	AS640	✓	-	✓	✓	✓	✓	-	✓
	AS696	✓	-	✓	✓	✓	✓	-	✓
	AS6640	✓	-	✓	✓	✓	✓	-	✓

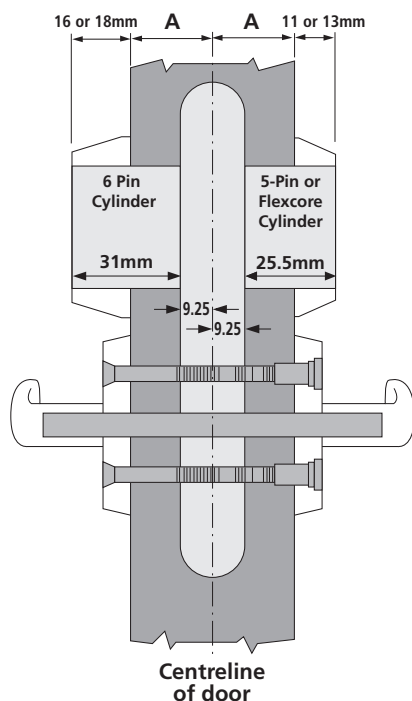
How To Order

Example: A locksmith requires a 70mm backset, sash lock for a left hand, inward opening door. The exterior of the door is to be operated by key and the inside of the door to be operated by a thumbturn. The door is 44mm thick. The door will be for general use only. The lock and accessories are to be a satin chrome finish.

Lockset Type	Backset	Hand of Lock	Opening of Door	Cylinder Type	Accessory Type	Lever Handle Type	Optional Items	Finish	Standard Door Thickness
AS765	70mm	LH	Inward	AS601	AS256	AS640	-	SC	44mm

See on page No. D.3

Door Dimensions



ASSA door furniture sets are supplied as standard for 44/45mm thick doors. However, there are other components that can be adapted to suit doors of different thicknesses.

Cylinder Ring Size

(Modular Locks):

Face of the cylinder will be 40.25mm from the centreline of the door (34.75mm for 5-pin cylinders).

Subtract half the door thickness (A) from this measurement to identify the correct cylinder ring size.

Scandinavian Oval cylinders must not project more than 2mm from the face of the cylinder ring, for security reasons. This is less crucial on Scandinavian Round cylinders because of their cover sleeve.

Example: Fitting a 6pin or ASSA Twin cylinder to 44mm thick doors (A=22mm), use 18mm cylinder ring. (40.25mm - 22mm = 18mm).

Handle Size

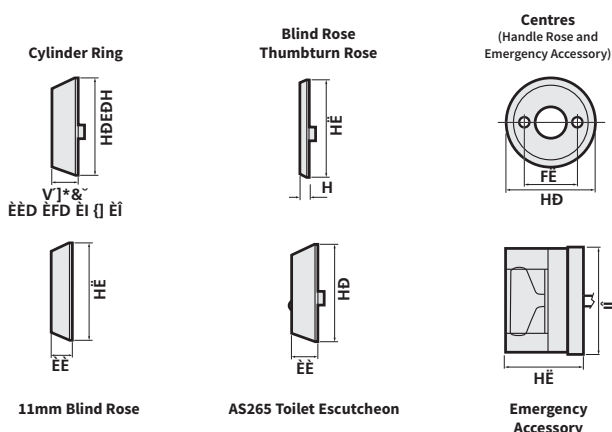
(Using ASSA Lever Handles):

Spindle length should be the door thickness plus not less than 50mm.

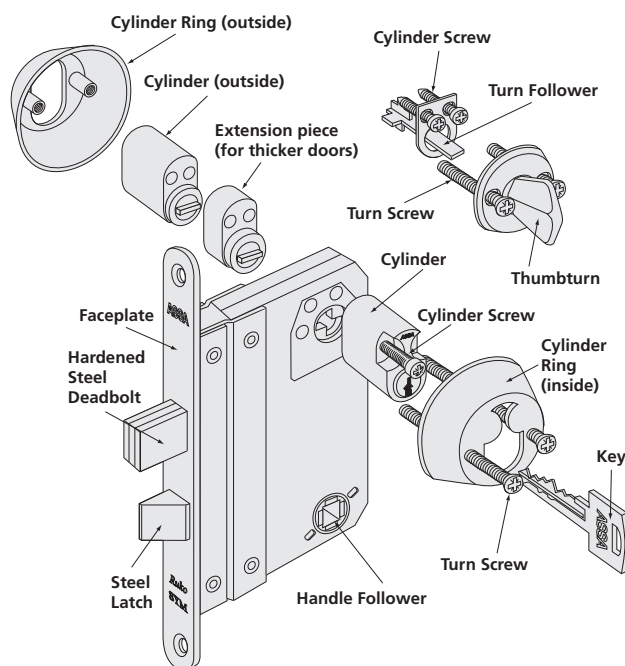
Split spindles should be half the door thickness plus not less than 10mm.

Screws should be the door thickness plus approximately 10mm.

Dimensions for a selection of the most common accessory set components are as follows:



Technology & Assembly



Accessory Sets

Standard accessory sets for Scandinavian Oval cylinders used with Modular locks are available in four sizes. These are designed to be fitted to a standard 44mm or 45mm door. For security reasons it is imperative that the cylinder does not protrude more than 2mm from the face of the cylinder ring.

If it is necessary to fit a cylinder to a door of unusual thickness, we can supply different sizes of screws and cylinder rings. Extension pieces, which bring the cylinder further out from the centreline of the door, are also available. Please contact sales for further details.

Size:	ACCESSORY SET			FOR 44/45MM DOORS TO SUIT CYLINDER TYPE:
	AS256	AS18256	AS2356	
11mm	✓	✓	✓	5-Pin, Flexcore
13mm	✓	✓	✓	5-Pin, Flexcore
16mm	✓	✓	✓	6-Pin
18mm	✓	✓	✓	6-Pin

See page D.8 - D.9.

Lock Care



ASSA Lockspray

An efficient and rapid-drying lubricant for cylinders. Regular use improves reliability and prevents wear. Water-resistant and does not bind salt, thus also protecting against corrosion.



Page D.6 - D.7

Scandinavian
Cylinders

Page D.8 - D.11

Handles &
Accessories

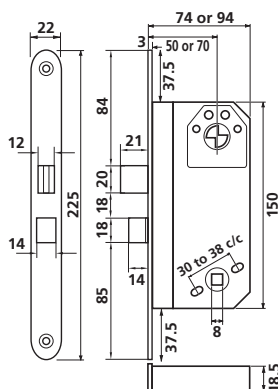
Page D.10

Rebate Kits

765 Modular Sashlocks



AS765\50



CODE	PRODUCT	BACKSET	TYPE	FINISH	PACK
765 MODULAR SASHLOCKS					
AS765/50	Sashlock	50mm	Boxed	SC	1
AS765/70	Sashlock	70mm	Boxed	SC	1

Locks for shops and entrance doors to private houses, industrial premises or offices.

- Satin Chrome finish. Polished Brass to special order.
- Handing reversible.
- Boxed with fittings supplied.

POPULAR VARIATION

EXTERIOR		INTERIOR	REQUIRES	QTY.
Key operates deadbolt and latchbolt. Lever handle retracts latchbolt.		Thumbturn operates deadbolt and latchbolt. Lever handle retracts latchbolt.	AS765 +	1
			AS601 +	1
			AS256 +	1
			AS640	Pair

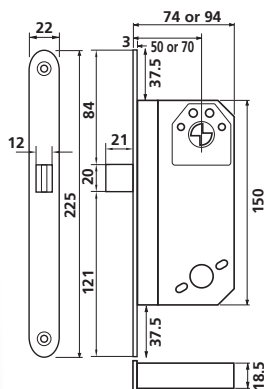
ADDITIONAL ITEMS

SCANDINAVIAN CYLINDERS	HANDLES & ACCESSORIES	REBATE KITS
<ul style="list-style-type: none"> • Open Section. • Patented Section. • Satin Chrome. • Polished Brass. 	<ul style="list-style-type: none"> • Satin & Brass. • Sprung or Un-Sprung. • Non-Concealed or Concealed. 	<ul style="list-style-type: none"> • Available in 12mm, 19mm & 25mm.
See Page D.6 - D.7	See pages D.8 - D.11	See Page D.10

2788 Modular Deadlocks



AS2788-50-13



CODE	PRODUCT	BACKSET	TYPE	FINISH	PACK
2788 MODULAR DEADLOCKS					
AS2788-50-13	Deadlock	50mm	Boxed	SC	1
AS2788-70-13	Deadlock	70mm	Boxed	SC	1

Locks for entrance doors, corridor and other swing doors with door pulls and push plates.

- Satin Chrome finish. Polished Brass to special order.
- Handing reversible.
- Boxed with fittings supplied.

POPULAR VARIATION

EXTERIOR		INTERIOR	REQUIRES	QTY.
Key operates deadbolt.		Thumbturn operates deadbolt.	AS2788 +	1
			AS601 +	1
			AS256	1

ADDITIONAL ITEMS

SCANDINAVIAN CYLINDERS	HANDLES & ACCESSORIES	REBATE KITS
<ul style="list-style-type: none"> • Open Section. • Patented Section. • Satin Chrome. • Polished Brass. 	<ul style="list-style-type: none"> • Satin & Brass. • Sprung or Un-Sprung. • Non-Concealed or Concealed. 	<ul style="list-style-type: none"> • Available in 12mm, 19mm & 25mm.
See Page D.6 - D.7	See pages D.8 - D.11	See Page D.10



Page D.6 - D.7

Scandinavian Cylinders



Page D.8 - D.11

Handles & Accessories



Page D.10

Rebate Kits

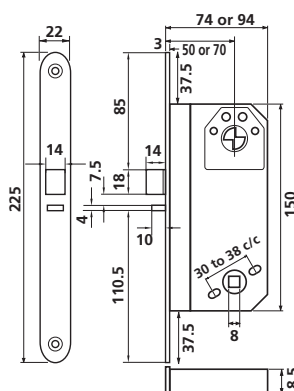
8760 & 8764 Emergency Nightlatches Lightsprung

CODE	PRODUCT	BACKSET	TYPE	FINISH	PACK
8760 & 8764 MODULAR EMERGENCY NIGHTLATCHES LIGHTSPRUNG					
AS8760/50	Auto deadlocking	50mm	Boxed	SC	1
AS8760/70	Auto deadlocking	70mm	Boxed	SC	1
AS8764/50	With key lock-back	50mm	Boxed	SC	1
AS8764/70	With key lock-back	70mm	Boxed	SC	1

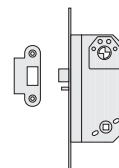
Locks for exit doors offering a high degree of security, but with unrestricted exit in an emergency. Ideally suited for emergency escape doors in hotels, factories, hospitals, schools, offices etc.

- Satin Chrome finish. Polished Brass to special order.
- Handing reversible.
- Boxed with fittings supplied.
- Microswitching available contact sales.

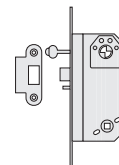
POPULAR VARIATION				
EXTERIOR		INTERIOR	REQUIRES	QTY.
Key operation.		Key operation. Emergency exit 'break-dome' thumbturn for non key-holders.	AS8760 or AS8764 + AS602 + AS18256 + AS8560	1 1 1 1



Auto Deadlocking



Auto Deadlocking with Key Lock-Back



AS8760/50

ADDITIONAL ITEMS		
SCANDINAVIAN CYLINDERS	HANDLES & ACCESSORIES	REBATE KITS
<ul style="list-style-type: none"> • Open Section. • Patented Section. • Satin Chrome. • Polished Brass. 	<ul style="list-style-type: none"> • Satin & Brass. • Sprung or Un-Sprung. • Non-Concealed or Concealed. 	<ul style="list-style-type: none"> • Available in 12mm, 19mm & 25mm.
See Page D.6 - D.7	See pages D.8 - D.11	See Page D.10

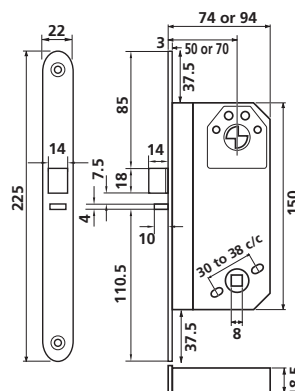
8761 Emergency Nightlatches

CODE	PRODUCT	BACKSET	TYPE	FINISH	PACK
8761 MODULAR EMERGENCY NIGHTLATCHES					
AS8761/50	Auto deadlocking	50mm	Boxed	SC	1
AS8761/70	Auto deadlocking	70mm	Boxed	SC	1

Locks for exit doors offering a high degree of security, but with unrestricted exit in emergency escape doors in hotels, factories, hospitals, schools, offices etc. Especially for the elderly, people with disabilities or children.

- Satin Chrome finish. Polished Brass to special order.
- Handing reversible.
- Boxed with fittings supplied.
- Microswitching available contact sales.

POPULAR VARIATION				
EXTERIOR		INTERIOR	REQUIRES	QTY.
Key operation.		Key operation. Emergency exit 'break-dome' handle for non key-holders.	AS8761 + AS602 + AS18256 + AS8560	1 1 1 1



AS8761/50

ADDITIONAL ITEMS		
SCANDINAVIAN CYLINDERS	HANDLES & ACCESSORIES	REBATE KITS
<ul style="list-style-type: none"> • Open Section. • Patented Section. • Satin Chrome. • Polished Brass. 	<ul style="list-style-type: none"> • Satin & Brass. • Sprung or Un-Sprung. • Non-Concealed or Concealed. 	<ul style="list-style-type: none"> • Available in 12mm, 19mm & 25mm.
See Page D.6 - D.7	See pages D.8 - D.11	See Page D.10



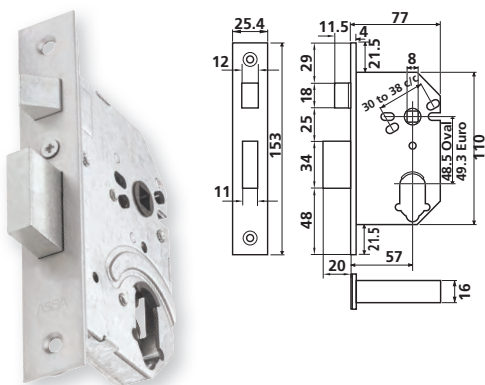
Page A.1 - A.23

Euro & Oval
Cylinders

Page D.11

Handles

3065 Compact Sashlock






AS3065-57-13

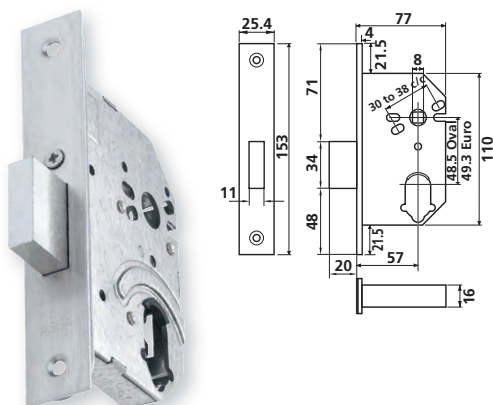
CODE	PRODUCT	BACKSET	TYPE	FINISH	PACK
3065 COMPACT SASHLOCKS					
AS3065-57-13	Sashlock	57mm	Boxed	SC	1

Sashlocks are suitable for entrance doors to offices, private houses, industrial premises, shops and all similar installations.

- Satin Chrome finish. Polished Brass to special order.
- Handing reversible.
- Boxed with fittings supplied.
- Fits euro and oval type cylinders.

ADDITIONAL ITEMS		
EURO & OVAL CYLINDERS	HANDLES	ESCUTCHEONS
 <ul style="list-style-type: none"> • Open Section. • Restricted Section. • Patented Section. • Satin Chrome. • Polished Brass. 	 <ul style="list-style-type: none"> • Satin & Brass. • Sprung or Un-Sprung. • Non-Concealed or Concealed. 	 <ul style="list-style-type: none"> • Hardened steel with bolt through fixing. Size 6mm.
See Page A.1 - A.23	See page D.11	AS100707-13

3088 Compact Deadlock






AS3088-57-13

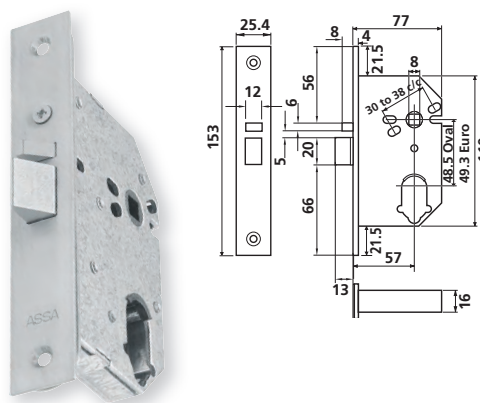
CODE	PRODUCT	BACKSET	TYPE	FINISH	PACK
3088 COMPACT DEADLOCKS					
AS3088-57-13	Deadlock	57mm	Boxed	SC	1

Deadlocks are suitable for swing doors in corridors and entrances and as secondary lock on any door.

- Satin Chrome finish. Polished Brass to special order.
- Boxed with fittings supplied.
- Fits euro and oval type cylinders.

ADDITIONAL ITEMS		
EURO & OVAL CYLINDERS	HANDLES	ESCUTCHEONS
 <ul style="list-style-type: none"> • Open Section. • Restricted Section. • Patented Section. • Satin Chrome. • Polished Brass. 	 <ul style="list-style-type: none"> • Satin & Brass. • Sprung or Un-Sprung. • Non-Concealed or Concealed. 	 <ul style="list-style-type: none"> • Hardened steel with bolt through fixing. Size 6mm.
See Page A.1 - A.23	See page D.11	AS100707-13

3061 Compact Escape Nightlatch






AS3061-57-13

CODE	PRODUCT	BACKSET	TYPE	FINISH	PACK
3061 COMPACT ESCAPE NIGHTLATCH					
AS3061-57-13	Escape nightlatch	57mm	Boxed	SC	1

Escape Nightlatches are suitable for entrance and exit doors which must lock automatically when the door is closed. The lever handle operation gives fast, safe exit in an emergency. These locks are also ideal for use with electric strikes in access control applications.

- Satin Chrome finish. Polished Brass to special order.
- Handing reversible.
- Boxed with fittings supplied.
- Fits euro and oval type cylinders.

ADDITIONAL ITEMS		
EURO & OVAL CYLINDERS	HANDLES	ESCUTCHEONS
 <ul style="list-style-type: none"> • Open Section. • Restricted Section. • Patented Section. • Satin Chrome. • Polished Brass. 	 <ul style="list-style-type: none"> • Satin & Brass. • Sprung or Un-Sprung. • Non-Concealed or Concealed. 	 <ul style="list-style-type: none"> • Hardened steel with bolt through fixing. Size 6mm.
See Page A.1 - A.23	See page D.11	AS100707-13

Various ASSA Cylinder Systems Available



We offer a wide range of ASSA cylinders systems. RUKO 5-Pin Cylinders, ASSA 5/6-Pin Cylinders, ASSA Flexcore and ASSA P600. Available on request - ASSA Flexcore Plus Patented and ASSA 5800 Twin-Combi Patented.

ASSA cylinders are designed to meet the demands and requirements of the modern age. Their distinctive pin-tumbler mechanism with extremely tight tolerances offers a flexibility in master keying that meets any end-user need, without compromising security. ASSA cylinders offer three complementary types of protection:

Physical Security

Physical security guards against direct attack, whether using brute force or more subtle methods of cylinder manipulation. ASSA cylinders are offered at different levels of security, from Medium to Very High. The following security measures are present on some or all cylinder series:

- Pick-resistant pins:
 - All cylinder series.
- Hardened steel drill-resistant inserts:
 - ASSA P600, ASSA 4800, Twin Combi 5800.
- Paracentric profile:
 - ASSA P600.
- Patented sidebar mechanism to resist picking (Additional blocking element):
 - ASSA 4800: 3 sidepins.
 - ASSA Twin Combi 5800: 5 sidepins.

The combination of lockcase, cylinder accessories, fixing method and shape of the cylinder also affect the level of physical security. ASSA cylinders are available in a wide variety of shapes ranging from the medium security profile cylinders (Euro and UK Oval) to the extremely high security Scandinavian Round cylinder.

Key Protection

Key protection defends against the more insidious threat of intruders using unauthorised copies of keys to gain access. For ASSA ABLOY Security Solutions the protection and safeguarding of the end user is essential. Their concept of key control is unique and is part of the commitment to their customers and protection of their assets, buildings and staff. Effective security requires effective control and management of keys. This is true both for a single lock on a door and a large and complex master-key system. If it is possible for anybody to obtain a key, the premises become vulnerable to unauthorised or criminal intruders. On the other hand, if it is too difficult to obtain spare keys, legitimate users will be inconvenienced. To balance this problem, ASSA ABLOY Security Solutions offers a wide range of key protection. Each range provides a different balance between convenience and security, enabling ASSA to meet the customer's precise requirements.

Patent Protection

Effective key control systems rely on the fact that keys are only available from specific, authorised security centres. Unfortunately, the abolition of copyright protection on keys from August 1999 has made it possible for anybody to produce and sell most types of keys, thus bypassing this protection. The only exception to this is key systems which are protected by up-to-date patents. Manufacturers are still able to take legal action against unauthorised third parties distributing copies of patented keys without permission. All registered key systems from ASSA ABLOY Security Solutions are protected by new international patents. ASSA are committed to vigorously defending patents whenever necessary to ensure the continued security of customers. Patented cylinder series include ASSA Flexcore Plus, ASSA P600, ASSA 4800, ASSA Twin Combi 5800.

ASSA TWIN COMBI 5800

VERY HIGH SECURITY



ASSA 4800

HIGH SECURITY



ASSA P600

HIGH SECURITY



ASSA FLEXCORE PLUS


MEDIUM SECURITY



For more information on the above cylinder systems please contact sales.

For more information on standard ASSA cylinder systems please see Page D.7

5-pin Scandinavian Cylinders




CODE	PRODUCT	KEYING	TYPE	FINISH	PACK
5-PIN SCANDINAVIAN					
ASR501	Single external	Keyed Differ	Boxed	SC	1
ASR503	Single internal	Keyed Differ	Boxed	SC	1
ASR502	Double ext/int	Keyed Differ	Boxed	SC	1
ASR501B	Single external	Keyed Differ	Boxed	PB	1
ASR503B	Single internal	Keyed Differ	Boxed	PB	1
ASR502B	Double ext/int	Keyed Differ	Boxed	PB	1

The 5-pin cylinder series features a 5-pin tumbler mechanism and achieves a significant level of pick resistance. 29,000 usable differs are available per key profile, allowing the creation of medium-sized master key systems. All components are manufactured from quality material ensuring a high degree of reliability and durability. All shapes of 5-pin cylinders and padlocks can be placed in the same master key system. Systems are available as keyed-to-differ, keyed-alike or master-keyed.

- Satin Chrome & Polished Brass finish available.
- Boxed with fittings supplied.
- Keyed Alike & Master Keying available.

6-pin Scandinavian Cylinders

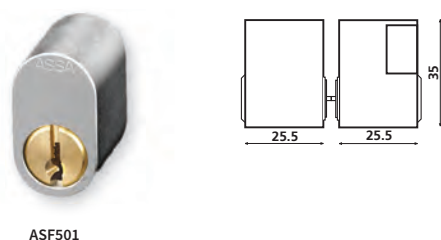


CODE	PRODUCT	KEYING	TYPE	FINISH	PACK
6-PIN SCANDINAVIAN					
AS601	Single external	Keyed Differ	Boxed	SC	1
AS603	Single internal	Keyed Differ	Boxed	SC	1
AS602	Double ext/int	Keyed Differ	Boxed	SC	1
AS601B	Single external	Keyed Differ	Boxed	PB	1
AS603B	Single internal	Keyed Differ	Boxed	PB	1
AS602B	Double ext/int	Keyed Differ	Boxed	PB	1

The ASSA 6-pin range of cylinders offers medium security and incorporates the latest technology to ensure significant pick resistance. Available in a full range of cylinders, keyed-differ and keyed-alike. Systems are available as keyed-to-differ, keyed-alike or master-keyed.

- Satin Chrome & Polished Brass finish available.
- Boxed with fittings supplied.
- Keyed Alike & Master Keying available.

Flexcore Cylinders



CODE	PRODUCT	KEYING	TYPE	FINISH	PACK
FLEXCORE SCANDINAVIAN					
ASF501	Single external	Keyed Differ	Boxed	SC	1
ASF503	Single internal	Keyed Differ	Boxed	SC	1
ASF502	Double ext/int	Keyed Differ	Boxed	SC	1
ASF501B	Single external	Keyed Differ	Boxed	PB	1
ASF503B	Single internal	Keyed Differ	Boxed	PB	1
ASF502B	Double ext/int	Keyed Differ	Boxed	PB	1

Assa Flexcore offers a greater level of security, due to its design. This offers copy-protection of keys, enabling the owner to be able to control and track what keys have been created and issued. Flexcore Systems are available as keyed-differ, keyed-alike or master-keyed.

- Satin Chrome & Polished Brass finish available.
- Boxed with fittings supplied.
- Keyed Alike & Master Keying available.
- Please specify key profile.

Full range of scandinavian and euro cylinders in section A, from open section to patented cylinders.

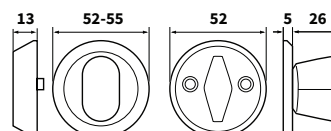
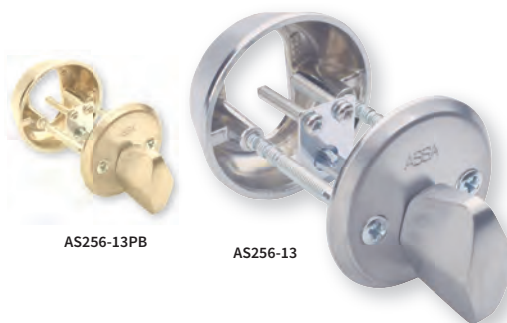


256 Outside Cylinder Ring & Internal Thumbturn

CODE	PRODUCT	OUTSIDE RING	TYPE	FINISH	PACK
256 OUTSIDE CYLINDER RING & INTERNAL THUMBTURN					
AS256-11	Modular accessory	11mm	Boxed	SC	1
AS256-11B	Modular accessory	11mm	Boxed	SC	1
AS256-13	Modular accessory	13mm	Boxed	SC	1
AS256-13B	Modular accessory	13mm	Boxed	SC	1
AS256-16	Modular accessory	16mm	Boxed	PB	1
AS256-16B	Modular accessory	16mm	Boxed	PB	1
AS256-18	Modular accessory	18mm	Boxed	PB	1
AS256-18B	Modular accessory	18mm	Boxed	PB	1

Thumbturn accessory set for use with ASSA Modular locks. Supplied with spindle, screws and exterior cylinder ring. Sizes available: 11mm, 13mm, 16mm and 18mm.

- Satin Chrome & Polished Brass finish available.
- Boxed with fittings supplied.

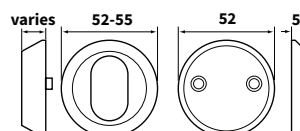


2356 Outside Cylinder Ring & Internal Blind Rose

CODE	PRODUCT	OUTSIDE RING	TYPE	FINISH	PACK
2356 OUTSIDE CYLINDER RING & INTERNAL BLIND ROSE					
AS2356-11S	Modular accessory	11mm	Boxed	SC	1
AS2356-11B	Modular accessory	11mm	Boxed	SC	1
AS2356-13	Modular accessory	13mm	Boxed	SC	1
AS2356-13B	Modular accessory	13mm	Boxed	SC	1
AS2356-16S	Modular accessory	16mm	Boxed	PB	1
AS2356-16PB	Modular accessory	16mm	Boxed	PB	1
AS2356-18	Modular accessory	18mm	Boxed	PB	1
AS2356-18B	Modular accessory	18mm	Boxed	PB	1

For use with ASSA Modular locks. Supplied with spindle, screws and exterior cylinder ring. Sizes available: 11mm, 13mm, 16mm and 18mm.

- Satin Chrome & Polished Brass finish available.
- Boxed with fittings supplied.

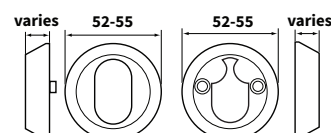


18256 Outside Cylinder Ring & Inside Cylinder Ring

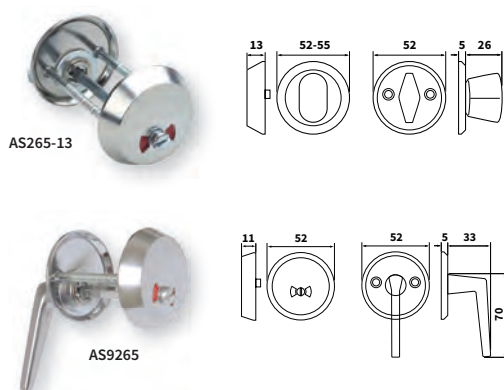
CODE	PRODUCT	RING SIZES	TYPE	FINISH	PACK
18256 OUTSIDE CYLINDER RING & INSIDE CYLINDER RING					
AS18256-11	Modular accessory	11mm	Boxed	SC	1
AS18256-11PB	Modular accessory	11mm	Boxed	SC	1
AS18256-13	Modular accessory	13mm	Boxed	SC	1
AS18256-13PB	Modular accessory	13mm	Boxed	SC	1
AS18256-16	Modular accessory	16mm	Boxed	PB	1
AS18256-16PB	Modular accessory	16mm	Boxed	PB	1
AS18256-18	Modular accessory	18mm	Boxed	PB	1
AS18256-18PB	Modular accessory	18mm	Boxed	PB	1

For use with ASSA Modular locks. Supplied with spindle, screws and exterior cylinder ring. Sizes available: 11mm, 13mm, 16mm and 18mm.

- Satin Chrome & Polished Brass finish available.
- Boxed with fittings supplied.



265 & 9265 Outside indicator Rose & Inside Turn



CODE	PRODUCT	TYPE	FINISH	PACK
265 TOILET ACCESSORY SET - 13MM				
AS265-13	For use with AS765 sashlock	Boxed	SC	1
9265 OUTSIDE INDICATOR ROSE & INSIDE DISABLED TURN				
AS9265	For use with AS765 sashlock	Boxed	SC	1

Toilet accessory set for use with Modular 765 sashlocks. Grade 316 stainless steel. Supplied with fixings.

- Satin Chrome finish. Polished Brass to special order.
- Boxed with fittings supplied.

8560 Outside Blind Rose & Internal Emergency Thumbturn With Plastic Dome



CODE	PRODUCT	TYPE	FINISH	PACK
BLIND ROSE & INTERNAL EMERGENCY THUMBTURN WITH PLASTIC DOME				
AS8560	Emergency accessory set	Boxed	SC	1
SPARE PLASTIC DOME OUTER PART ONLY				
AS8560D	Transparent outer part	Boxed	-	1
AS806326	Breakpins	Boxed	-	1

When opening, the plastic dome is turned until the break pins snap. The plastic dome is then used to operate the thumbturn and to make exit possible.

- For use with ASSA Modular locks.
- Satin Chrome finish. Polished Brass to special order.
- Boxed with fittings supplied.

20A Outside Blind Rose & Internal AS640 Lever Handle



CODE	PRODUCT	TYPE	FINISH	PACK
20A OUTSIDE BLIND ROSE & INTERNAL AS640 LEVER HANDLE				
AS20A	Emergency accessory set	Boxed	SC	1
AS20AB	Emergency accessory set	Boxed	PB	1

The Assa 20A outside blind rose & inside lever handle for use with Assa Modular 8761 emergency nightlatch. Offer easy exit by lever handle at all times. Suitable for main entrance doors, access control applications and hotel bedrooms.

- Cover caps and washer rings are available. See AS640 on page D.11.
- Boxed with fittings supplied.

Cylinder Extension Pieces



CODE	PRODUCT	SIZE	TYPE	FINISH	PACK
CYLINDER EXTENSION PIECES					
AS418681	Extension piece	8mm	Bagged	-	1
AS80742510000	Extension piece	10mm	Bagged	-	1
AS418682	Extension piece	12.5mm	Bagged	-	1
AS418683	Extension piece	18mm	Bagged	-	1

- For use with Scandinavian cylinders.
- Various sizes available.



Page D.6 - D.7

Scandinavian
Cylinders

Page D.3 - D.4

Modular
Lockcases

Modular Lock Rebate Kits

CODE	PRODUCT	SIZE	TYPE	FINISH	PACK
MODULAR LOCK REBATE KITS					
AS7012	Rebate kits	12mm	Boxed	SC	1
AS7019	Rebate kits	19mm	Boxed	SC	1
AS7025	Rebate kits	25mm	Boxed	SC	1

- For use with ASSA Modular Locks.
- Various sizes available.



AS7012

ASSA Lockspray

CODE	PRODUCT	PACK
ASSA LOCKSPRAY		
AS-LOCKSPRAY	Lubricant for cylinders (50ml)	1

ASSA Lock Spray is a lubricant and cleaner with a new and improved formula. Using this Lock Spray significantly increases the reliability and longevity of mechanical and electro-mechanical cylinders.

- EFFECTIVE - small dosage gives quick results.
- RAPID DRYING - does not bind dust and grit.
- WATER RESISTANT - does not bind salt and protects against corrosion.
- SERVICE AND MAINTENANCE - recommended twice a year or according to the buildings service schedule.
- ANTI FREEZE - De-Icing and anti freeze properties.



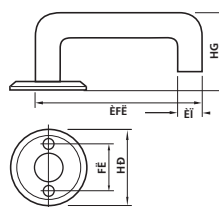
AS-LOCKSPRAY

6655 Sprung Door Handles

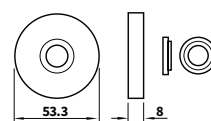
CODE	PRODUCT	TYPE	FINISH	PACK
6655 SPRUNG DOOR HANDLES				
AS6655	Sprung handles	Boxed	SC	PAIR
AS100790	Cover caps for AS6655 c/w washer	-	SC	1

The 6655 lever handle, part of the ASSA Distinction range, is a BS8300 compliant sprung handle manufactured from tubular brass and supplied with round roses.

- BS8300 compliant suitable for heavy and very heavy use.
- Double action to permit 'flip-up' operation with suitable locks.
- Hollow brass with captive roses and bolt through fixings.
- Suitable for use with ASSA Modular lockcases.
- Supplied with grub screw fixing and splitting spindle.
- A half spindle is also available separately for use on half sets of levers, see page C.1.
- Satin Chrome finish.
- Polished Brass to special order.



AS6655

COVER CAP &
WASHER RINGAS6655
SHOWN WITH COVER
CAP & WASHER RING

640 Un-Sprung Door Handles

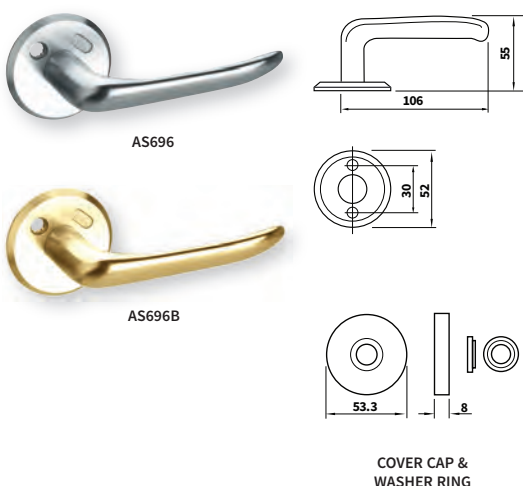


CODE	PRODUCT	TYPE	FINISH	PACK
640 UN-SPRUNG DOOR HANDLES				
AS640	Un-sprung handles	Bagged	SC	PAIR
AS100790	Cover caps for AS640 c/w washer	-	SC	1
AS640B	Un-sprung handles	Bagged	PB	PAIR
AS100790B	Cover caps for AS640	-	PB	1
AS803248B	Washer ring for AS640	-	PB	1

Unsprung handles of solid brass. For general and heavy use. Special cover plates may be fitted to conceal the heads of the fixing screws and nipples, giving a more attractive appearance. Suitable for ASSA and most other makes of lockcase.

- Solid brass with captive roses and bolt through fixing.
- Suitable for general and heavy use.
- Satin Chrome & Polished Brass finish available.
- Suitable for ASSA Modular and Compact lockcases only.
- Boxed with fittings supplied.

696 Un-Sprung Door Handles

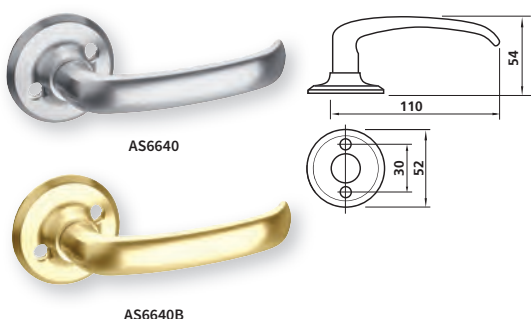


CODE	PRODUCT	TYPE	FINISH	PACK
696 UN-SPRUNG DOOR HANDLES				
AS696	Un-sprung handles	Bagged	SC	PAIR
AS100790	Cover caps for AS696 c/w washer	-	SC	1
AS696B	Un-sprung handles	Bagged	PB	PAIR
AS100790B	Cover caps for AS696	-	PB	1
AS803248B	Washer ring for AS696	-	PB	1

Unsprung handles of solid brass. For general and heavy use. Special cover plates may be fitted to conceal the heads of the fixing screws and nipples, giving a more attractive appearance. Suitable for ASSA and most other makes of lockcase.

- Solid brass with captive roses and bolt through fixing.
- Suitable for general and heavy use.
- Satin Chrome & Polished Brass finish available.
- Suitable for ASSA Modular and Compact lockcases.
- Boxed with fittings supplied.

6640 Sprung Door Handles



CODE	PRODUCT	TYPE	FINISH	PACK
6640 SPRUNG DOOR HANDLES				
AS6640	Sprung handles	Bagged	SC	PAIR
AS6640B	Sprung handles	Bagged	PB	PAIR

Solid brass with captive roses and bolt through fixing. Suitable for very heavy use.

- Sprung handles of solid brass.
- For heavy and very heavy use.
- Suitable for use with ASSA Modular lockcases light sprung only and the ASSA Compact range.
- Double action to permit 'flip-up' operation with suitable locks.

Comprehensive range of ASSA products, accessories and genuine keyblanks available to order - contact sales.

PVCu Security

Yale Doormaster..... E.1 - E.3

Overnight Locks..... E.4

Replacement Gearboxes..... E.4

Multi-Point Lock Keeps E.4

Multi-Point Locks E.5 - E.7

Multi-Point Lock Handles..... E.8



YOUR KEY
SUPPLIER FOR
PVCU PRODUCTS



Page A.1 - A.23

Cylinders

YALE Doormaster

YALE Doormaster

Yale Doormaster™


KEYPRINT®
SECURITY LTD

Yale Doormaster™	Universal STANDARD SECURITY	Adjustable HIGH SECURITY	Professional HIGH SECURITY	BS PAS3621:2011* MAXIMUM SECURITY
DOOR TYPE VARIANTS				
PVCu	✓	✓	✓	✓
Composite/Timber	-	-	✓	✓
BACKSET SIZE				
35mm	✓	✓	✓	✓
45mm	✓	-	✓	✓
FACEPLATE WIDTH				
16mm	✓	✓	✓	✓
20mm	-	-	✓	✓
PRODUCT FEATURES				
Hooks (anti-separation)	1	3	3	3
Rollers (compression)	2	2	2	2
Roller Adjustment	✓	✓	✓	✓
Mushroom Rollers (limited anti-separation)	2 (Pre-assembled)	-	-	-
Mushroom Roller Adjustment	With screwdriver for ease	-	-	-
Secured by Design Approved	-	✓	✓	✓
Keeps	1-piece Pre-assembled	3x Pre-assembled	3x Pre-assembled	3x Pre-assembled
Packers	Patented pre-assembled metal 'Uni-packers' for easy fitting	Patented pre-assembled metal 'Uni-packers' for easy fitting	Patented pre-assembled metal 'Uni-packers' for easy fitting	Patented pre-assembled metal 'Uni-packers' for easy fitting
Keep Fixings	9 pairs	9 pairs	9 pairs	9 pairs
Keep Detail	Robust Pressing	Robust Pressing	Robust Pressing	Robust Pressing
Fixing Tabs	4	2	4	4
Latch Handling	Reversible (1 screw)	Reversible (1 screw)	Reversible (1 screw)	Reversible (1 screw)
Length	1.5m (safe-fit rounded ends)	1.5m (safe-fit rounded ends)	1.5m (safe-fit rounded ends)	1.5m (safe-fit rounded ends)
Packaging	Robust cardboard box designed to hold product securely	Robust cardboard box designed to hold product securely	Robust cardboard box designed to hold product securely	Robust cardboard box designed to hold product securely

The lock complies to the requirements of PAS 3621:2011. A kitemark 3 solution must be used (either in the form of a 3* cylinder or a combination of 2* handle and 1* cylinder). Failure to use a valid 3* solution will invalidate the kitemark.

Universal - Standard Security 92mm Centres

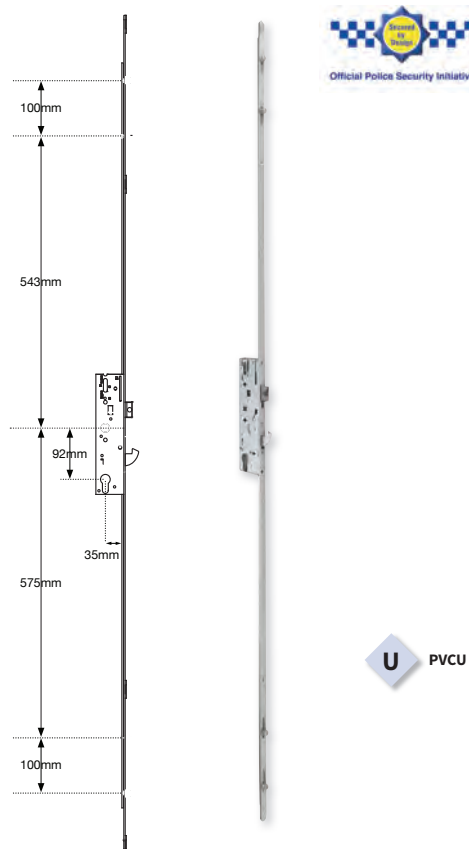


CODE	BACKSET (A)	CENTRES	SPINDLE	HEIGHT	FACEPLATE	PACK
UNIVERSAL - PVCU						
YDM-UNI-PVCU-35	35mm	92mm	8mm	2200mm	16mm	1
YDM-UNI-PVCU-45	45mm	92mm	8mm	2200mm	16mm	1

The Yale Doormaster Universal is designed to replace 100% of PVCu door locks with a 35mm or 45mm backset and a 16mm faceplate.

- **Operation:** Push lever up & turn key or split spindle nightlatch.
- **Supplied with:** Full length keep and uni-packer system, fixing screws pack.
- **Latch reversal:** Undo the screw in the latch to remove it. Reverse, reinsert and replace the screw.


ADDITIONAL ITEMS	
CYLINDERS	ATLANTA HANDLES
 <ul style="list-style-type: none"> • Satin Chrome or Polished Brass Finish. • Various Euro cylinders available. 	 <ul style="list-style-type: none"> • Gold, Aluminium or White Finish. • 3 Holes. • Un-sprung.
Go to pages A.1 - A.23	Go to page E.8



YDM-UNI-PVCU-35

Adjustable - High Security 92mm Centres

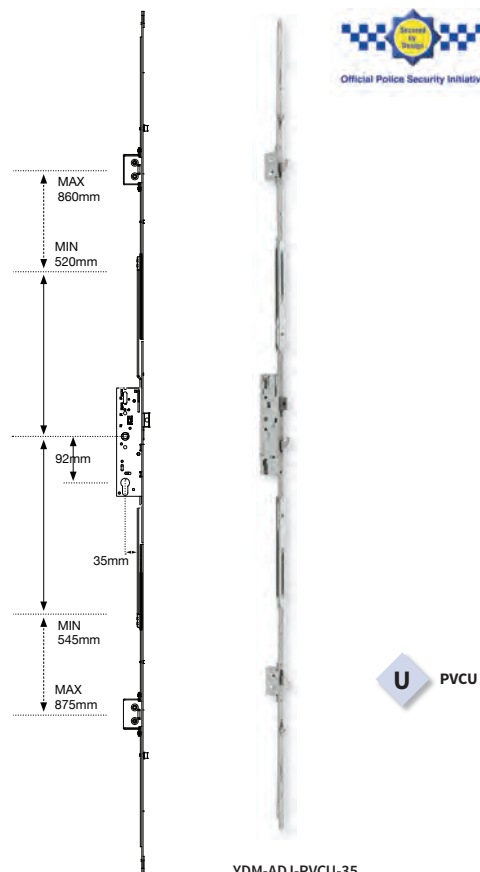


CODE	BACKSET (A)	CENTRES	SPINDLE	HEIGHT	FACEPLATE	PACK
ADJUSTABLE - PVCU						
YDM-ADJ-PVCU-35	35mm	92mm	8mm	2285mm	16mm	1

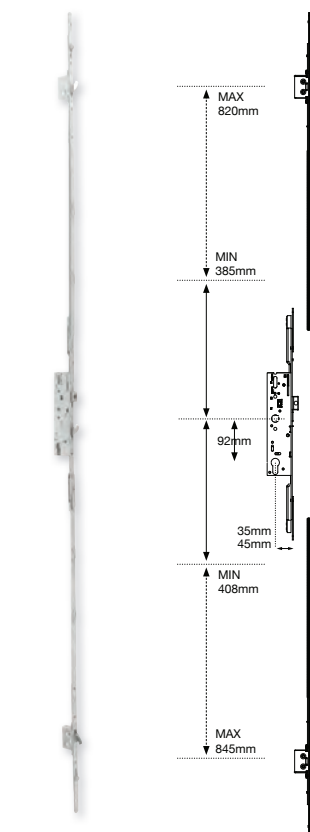
The Yale Doormaster Adjustable features adjustable length and hook positions to fit most PVCu doors with top and bottom hooks or bolts.

- **Operation:** Push lever up & turn key or split spindle nightlatch.
- **Supplied with:** 3x keeps and uni-packer system, fixing screws pack, 2x allen keys, 1x split spindle.
- **Latch reversal:** Undo the screw in the latch to remove it. Reverse, reinsert and replace the screw.

ADDITIONAL ITEMS	
CYLINDERS	ATLANTA HANDLES
 <ul style="list-style-type: none"> • Satin Chrome or Polished Brass Finish. • Various Euro cylinders available. 	 <ul style="list-style-type: none"> • Gold, Aluminium or White Finish. • 3 Holes. • Un-sprung.
Go to pages A.1 - A.23	Go to page E.8




YDM-ADJ-PVCU-35



YDM-PRO-PVCU-35

U PVCU

T TIMBER/
COMPOSITE



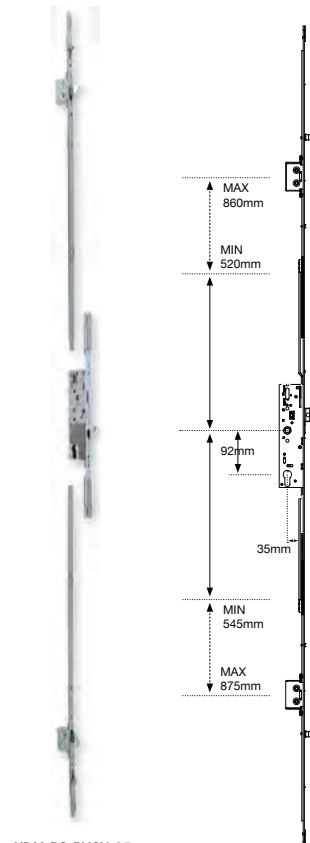
CODE	BACKSET (A)	CENTRES	SPINDLE	HEIGHT	FACEPLATE	PACK
PROFESSIONAL - PVCU						
YDM-PRO-PVCU-35	35mm	92mm	8mm	2285mm	16mm	1
YDM-PRO-PVCU-45	45mm	92mm	8mm	2285mm	16mm	1
PROFESSIONAL - TIMBER						
YDM-PRO-TIMBR-45	45mm	92mm	8mm	2285mm	20mm	1

The Yale Doormaster Professional features adjustable length and hook positions to fit most PVCu doors with top and bottom hooks or bolts.

- **Operation:** Push lever up & turn key or split spindle nightlatch.
- **Supplied with:** 3x keeps and uni-packer system, fixing screws pack, 2x allen keys, 1x split spindle.
- **Latch reversal:** Undo the screw in the latch to remove it. Reverse, reinsert and replace the screw.

ADDITIONAL ITEMS	
CYLINDERS	ATLANTA HANDLES
 <ul style="list-style-type: none"> • Satin Chrome or Polished Brass Finish. • Various Euro cylinders available. 	 <ul style="list-style-type: none"> • Gold, Aluminium or White Finish. • 3 Holes. • Un-sprung.
Go to pages A.1 - A.23	Go to page E.8



PAS 3621: 2011 British Standard



YDM-BS-PVCU-35

U PVCU

T TIMBER/
COMPOSITE



CODE	BACKSET (A)	CENTRES	SPINDLE	HEIGHT	FACEPLATE	PACK
PAS 3621: 2011 BRITISH STANDARD - PVCU						
YDM-BS-PVCU-35	35mm	92mm	8mm	2285mm	16mm	1
YDM-BS-PVCU-45	45mm	92mm	8mm	2285mm	16mm	1
PAS 3621: 2011 BRITISH STANDARD - TIMBER						
YDM-BS-TIMBR-45	45mm	92mm	8mm	2285mm	20mm	1


The Yale Doormaster British Standard features croppable extensions to fit most PVCu doors with top and bottom hooks or bolts. The lock complies to the requirements of PAS 3621:2011. A kitemark 3* solution must be used (either in the form of a 3* cylinder or a combination of 2* handle and 1* cylinder). Failure to use a valid 3* solution will invalidate the kitemark.

ADDITIONAL ITEMS	
3-STAR BS CYLINDERS	ATLANTA HANDLES
 <ul style="list-style-type: none"> • Satin Chrome or Polished Brass Finish. • Various Euro cylinders available. 	 <ul style="list-style-type: none"> • Gold, Aluminium or White Finish. • 3 Holes. • Un-sprung.
Go to page A.13	Go to page E.8

Overnight Locks - Standard Security

CODE	TYPE	BACKSET	CENTRES	FACEPLATE	PACK
YALE DOORMASTER OVERNIGHT LOCKS - PVCU					
YDM-ONPVCU-D35DF	Lockmaster	35mm	92/62mm	16mm	1
YDM-ONPVCU-D45DF	Lockmaster	45mm	92/62mm	16mm	1
YDM-ONPVC-H35SF	YS170 (S/F)	35mm	92mm	16mm	1
YDM-ONPVC-H45SF	YS170 (S/F)	45mm	92mm	16mm	1
YDM-ONPVC-D35TF	GU (Single Follower)	35mm	92mm	16mm	1
YALE DOORMASTER OVERNIGHT LOCKS - TIMBER					
YDM-ONTMB-D45DF	Lockmaster (D/F)	45mm	92/62mm	20mm	1
YDM-ONTMB-H45SF	YS170 (S/F)	45mm	92mm	20mm	1

• Includes Keep.
(D/F) Dual Follower, (S/F) Split Follower.



LOCKMASTER TYPE


YS170 TYPE

GU TYPE

Replacement Gearboxes

CODE	TYPE	BACKSET	CENTRES	LOCKING	PACK
GEARBOXES					
UMPL-CL002	ERA	35mm	92mm	Latch & Deadbolt	1
UMPL-CL003	ERA	45mm	92mm	Latch & Deadbolt	1
UMPL-CL005	ERA Vectis	45mm	92mm	Latch & Deadbolt	1
UMPL-CL010	GU OLD STYLE	35mm	92mm	Latch & Deadbolt	1
UMPL-CL017	MILA	35mm	92mm	Latch & Deadbolt	1
UMPL-CL019	Lockmaster	35mm	62/92mm	Latch & Deadbolt	1
YALE DOORMASTER GEARBOXES					
YDM-GBLMASTH35D	Lockmaster (D/F)	35mm	62/92mm	Latch & Hook	1
YDM-GBLMASTD35D	Lockmaster (D/F)	35mm	62/92mm	Latch & Deadbolt	1
YDM-GBLMASTD45D	Lockmaster (D/F)	45mm	62/92mm	Latch & Deadbolt	1
YDM-GBLMASTD35T	Lockmaster (T/F)	35mm	92mm	Latch & Deadbolt	1
YDM-GBLMASTD45T	Lockmaster (T/F)	45mm	92mm	Latch & Deadbolt	1
YDM-GBG2000H35D	G2000 (D/F)	35mm	62/92mm	Latch & Hook	1
YDM-GB-GU-D35T	GU (T/F)	35mm	92mm	Latch & Deadbolt	1
YDM-GB-MILAD35T	MILA (T/F)	35mm	92mm	Latch & Deadbolt	1
YDM-GBYS170H35S	YS170 (S/F)	35mm	92mm	Latch & Hook	1
YDM-GBYS170H45S	YS170 (S/F)	45mm	92mm	Latch & Hook	1

(D/F) Dual Follower, (S/F) Split Follower, (T/F) Through Follower.



UMPL-CL002

YDM-GBLMASTH35D

YDM-GBLMASTD35D

YDM-GBLMASTD45T

YDM-GBG2000H35D

YDM-GB-GU-D35T

YDM-GB-MILAD35T

YDM-GBYS170H35S

ERA & GU Multi-Point Lock Keeps

CODE	TYPE	PACK
MULTI-POINT LOCK KEEPS		
UERA-K-CENTRE	Centre latch striker non-handed	1
UERA-K-HOOK-LH	Hook/roller striker - (LH)	1
UERA-K-HOOK-RH	Hook/roller striker - (RH)	1
UERA-K-ROLLER	Roller keep non-handed	1
UFERK-CLAW	Claw/deadbolt keep 95x20mm (timber)	1
UFERK-LATCH	Centre latch striker non-handed 175x20mm (timber)	1
UFERK-HOOK	Hook keeper adjustable 113x30mm	1
UFERK-ROLLER	Roller keep non-handed 82x30mm	1



UERA-K-CENTRE

UERA-K-HOOK-LH

UERA-K-ROLLER

UFERK-CLAW

UFERK-LATCH

UFERK-HOOK

UFERK-ROLLER



Page A.1 - A.23

Cylinders

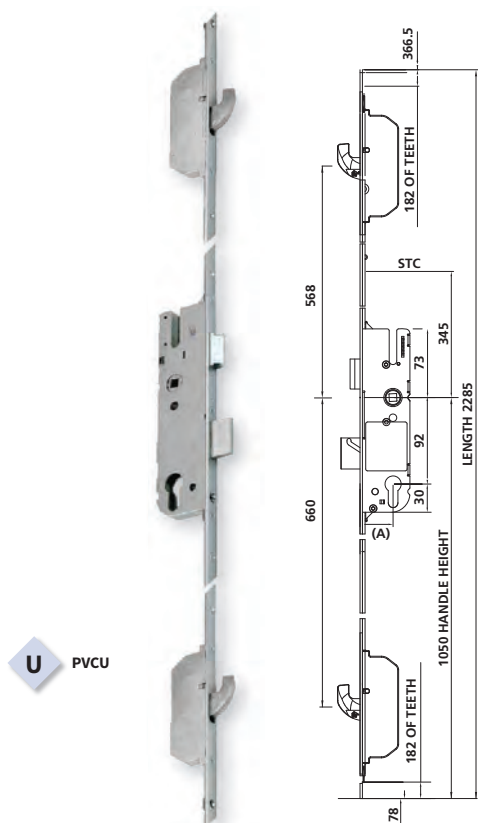
Multi-Point Locks

GU

KEYPRINT®
SECURITY LTD

Multi-Point Locks

Rhinobolt, Latch & Deadbolt Function



UFER-E28-2RB

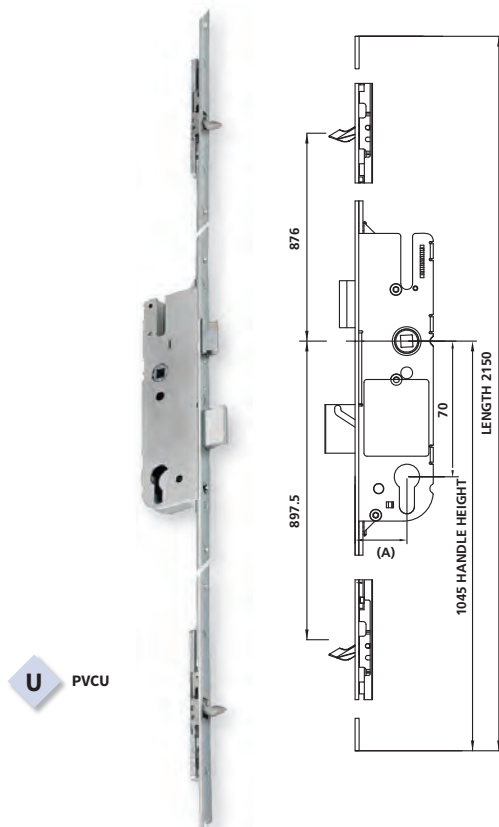


CODE	BACKSET (A)	CENTRES	SPINDLE	HEIGHT	FACEPLATE	PACK
GU EUROPA RHINO BOLT - 2 RHINO BOLTS						
UFER-E28-2RB	28mm	92mm	8mm	2285mm	16mm	1

- Takes Euro profile cylinder (not included).
- Single spindle.
- **Operation:** Push lever up & turn key.
- **Latch reversal:** Push a flat bladed screwdriver into the small rectangular slot above spindle and pull out the latch at the same time. Reverse and reinsert.

ADDITIONAL ITEMS		
CYLINDERS	ATLANTA HANDLES	KEEPS
<ul style="list-style-type: none"> • Satin Chrome or Polished Brass Finish. • Various Euro cylinders available. 	<ul style="list-style-type: none"> • Gold, Aluminium or White Finish. • 3 Holes. • Un-sprung. 	<ul style="list-style-type: none"> • Various keeps available.
Go to pages A.1 - A.23	Go to page E.8	Go to page E.4

2 Small Hookbolts, Latch & Deadbolt Function (Tripact)



UFER-TR50





CODE	BACKSET (A)	CENTRES	SPINDLE	HEIGHT	FACEPLATE	PACK
GU TRIPACT - 2 SMALL HOOKBOLTS						
UFER-TR40	40mm	70mm	7mm	2150mm	20mm	1
UFER-TR50	50mm	70mm	7mm	2150mm	20mm	1

- Takes Euro profile cylinder (not included).
- Single spindle.
- **Operation:** Push lever up & turn key.
- **Latch reversal:** Push a flat bladed screwdriver into the small rectangular slot above spindle and pull out the latch at the same time. Reverse and reinsert.




ADDITIONAL ITEMS		
CYLINDERS	LONDON HANDLES	KEEPS
<ul style="list-style-type: none"> • Satin Chrome or Polished Brass Finish. • Various Euro cylinders available. 	<ul style="list-style-type: none"> • Gold, Aluminium or White Finish. • 2 Holes. • Un-sprung. 	<ul style="list-style-type: none"> • Various keeps available.
Go to pages A.1 - A.23	Go to page E.8	Go to page E.4

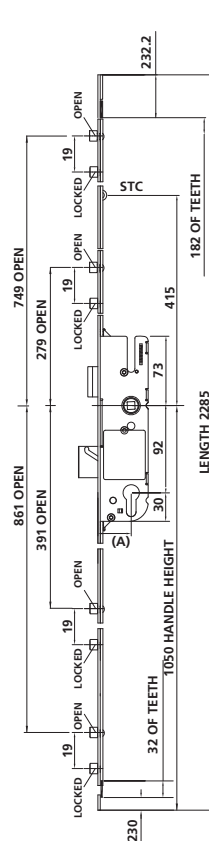
4 Rollers, Latch & Deadbolt Function




CODE	BACKSET (A)	CENTRES	SPINDLE	HEIGHT	FACEPLATE	PACK
GU EUROPA - 4 ROLLERS						
UFER-E28-4R	28mm	92mm	8mm	2285mm	16mm	1
UFER-E35-4R	35mm	92mm	8mm	2285mm	16mm	1

- Takes Euro profile cylinder (not included).
- Single spindle.
- **Operation:** Push lever up & turn key.
- **Latch reversal:** Push a flat bladed screwdriver into the small rectangular slot above spindle and pull out the latch at the same time. Reverse and reinsert.

ADDITIONAL ITEMS		
CYLINDERS	ATLANTA HANDLES	KEEPS
 <ul style="list-style-type: none"> • Satin Chrome or Polished Brass Finish. • Various Euro cylinders available. 	 <ul style="list-style-type: none"> • Gold, Aluminium or White Finish. • 3 Holes. • Un-sprung. 	 <ul style="list-style-type: none"> • Various keeps available.
Go to pages A.1 - A.23	Go to page E.8	Go to page E.4




UFER-E35-4R






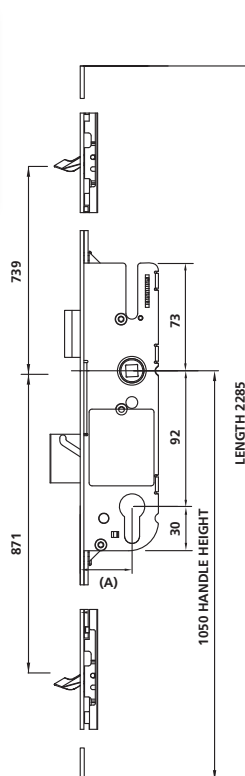
2 Small Hookbolts, Latch & Deadbolt Function



CODE	BACKSET (A)	CENTRES	SPINDLE	HEIGHT	FACEPLATE	PACK
GU EUROPA - 2 SMALL HOOKBOLTS						
UFER-E40-2HB	40mm	92mm	8mm	2285mm	16mm	1

- Takes Euro profile cylinder (not included).
- Single spindle.
- **Operation:** Push lever up & turn key.
- **Latch reversal:** Push a flat bladed screwdriver into the small rectangular slot above spindle and pull out the latch at the same time. Reverse and reinsert.

ADDITIONAL ITEMS		
CYLINDERS	ATLANTA HANDLES	KEEPS
 <ul style="list-style-type: none"> • Satin Chrome or Polished Brass Finish. • Various Euro cylinders available. 	 <ul style="list-style-type: none"> • Gold, Aluminium or White Finish. • 3 Holes. • Un-sprung. 	 <ul style="list-style-type: none"> • Various keeps available.
Go to pages A.1 - A.23	Go to page E.8	Go to page E.4



UFER-E40-2HB





Page A.1 - A.23

Cylinders

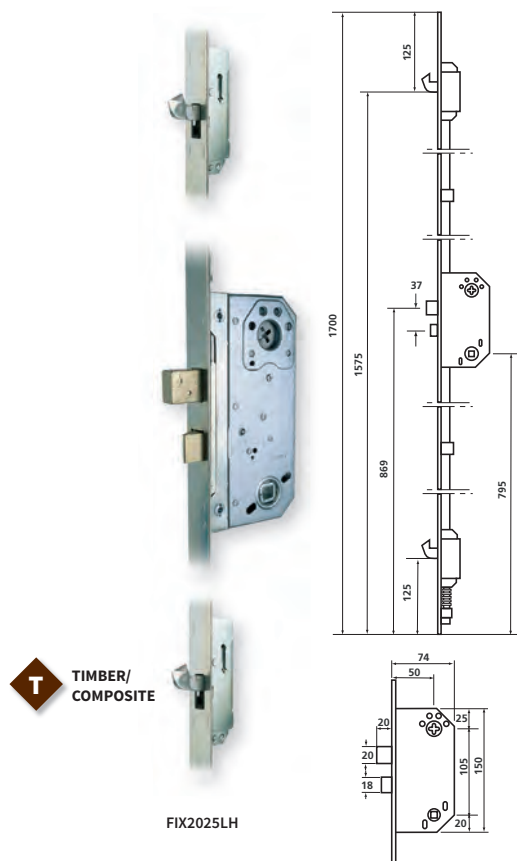
Multi-Point Locks

FIX WINK
HAUS

KEYPRINT®
SECURITY LTD

Multi-Point Locks

2 Hookbolts, Latch & Deadbolt Function



CODE	KEY TURN OPTION	HANDING	BACKSET	HEIGHT	FACEPLATE	PACK
FIX 2025						
FIX2025LH	360° Degrees Lock	LH	50mm	1700mm	25mm	1
FIX2025RH	360° Degrees Lock	RH	50mm	1700mm	25mm	1

- 8mm Single spindle.
- **Operation:** Push lever up & turn key.
- **Latch reversal:** Undo the two screws on the side of the lockcase nearest to the faceplate, remove the gearbox from the strip, twist the latch to reverse and then reconnect the case to the faceplate.

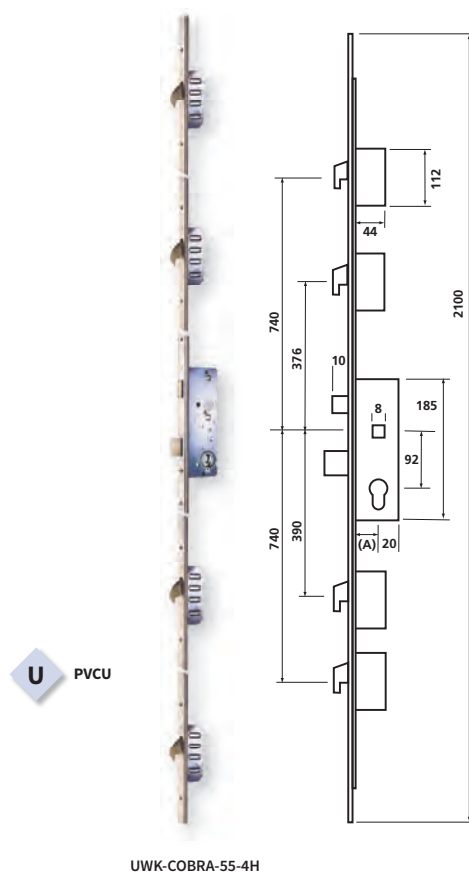
ADDITIONAL ITEMS

ACCESSORIES



Go to pages D.6 - D.11

4 Hookbolts, Latch & Deadbolt Function



CODE	BACKSET (A)	CENTRES	SPINDLE	HEIGHT	FACEPLATE	PACK
WINKHAUS COBRA - 4 HOOKBOLTS						
UWK-COBRA-55-4H	55mm	92mm	8mm	2100mm	16mm	1

- Takes Euro profile cylinder (not included).
- Single spindle.
- **Operation:** Push lever up & turn key.
- **Latch reversal:** Push a flat bladed screwdriver into the small rectangular slot above spindle and pull out the latch at the same time. Reverse and reinsert.

ADDITIONAL ITEMS

CYLINDERS



- Satin Chrome or Polished Brass Finish.
- Various Euro cylinders available.

Go to pages A.1 - A.23

LONDON HANDLES



- Gold, Aluminium or White Finish.
- 2 Holes.
- Un-sprung.

Go to page E.8


KEEPS



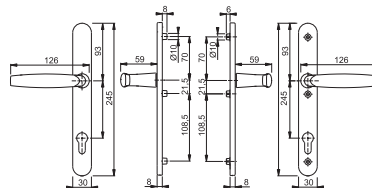
- Various keeps available.

Go to page E.4

92mm Centres PVCu Multi-point Lock Handles (3 Holes) Atlanta


CODE	CENTRES	SPINDLE	HEIGHT	FACE	FINISH	PACK
(3 HOLES) ATLANTA						
UF117-92G	92mm	8mm	245mm	30mm	Gold	PAIR
UF117-92AL	92mm	8mm	245mm	30mm	Aluminium	PAIR
*UF117-92W	92mm	8mm	245mm	30mm	White	PAIR

- 3 Holes
- Un-sprung
- **Supplied with:** 1x 8mm spindle, 2x spring cassettes, 2x colour coded screw.
- ***Non-Standard Stock Item Check Availability.**

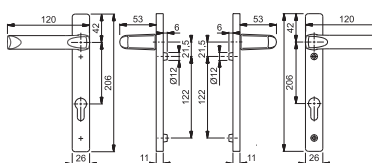


UF117-92G

92mm Centres PVCu Multi-point Lock Handles (2 Holes) London


CODE	CENTRES	SPINDLE	HEIGHT	FACE	FINISH	PACK
(2 HOLES) LONDON						
UF113-92G	92mm	8mm	230mm	31mm	Gold	PAIR
UF113-92AL	92mm	8mm	230mm	31mm	Aluminium	PAIR
*UF113-92W	92mm	8mm	230mm	31mm	White	PAIR

- 2 Holes
- Un-sprung
- **Supplied with:** 1x 8mm spindle, 2x colour coded screw.
- ***Non-Standard Stock Item Check Availability.**

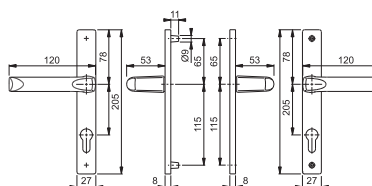


UF113-92G

72mm Centres PVCu Multi-point Lock Handles (2 Holes) London


CODE	CENTRES	SPINDLE	HEIGHT	FACE	FINISH	PACK
(2 HOLES) LONDON						
UF117-72G	72mm	8mm	205mm	27mm	Gold	PAIR
UF117-72AL	72mm	8mm	205mm	27mm	Aluminium	PAIR
*UF117-72W	72mm	8mm	205mm	27mm	White	PAIR

- 2 Holes
- Un-sprung
- **Supplied with:** 1x 8mm spindle, 2x screw.
- ***Non-Standard Stock Item Check Availability.**

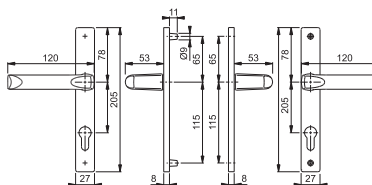


UF117-72G

70mm Centres PVCu Multi-point Lock Handles (2 Holes) London

CODE	CENTRES	SPINDLE	HEIGHT	FACE	FINISH	PACK
(2 HOLES) LONDON						
UF113-70G	70mm	7mm	205mm	27mm	Gold	PAIR
UF113-70AL	70mm	7mm	205mm	27mm	Aluminium	PAIR
*UF113-70W	70mm	7mm	205mm	27mm	White	PAIR

- 2 Holes
- Un-sprung
- **Supplied with:** 1x 7mm spindle, 2x colour coded screw.
- ***Non-Standard Stock Item Check Availability.**

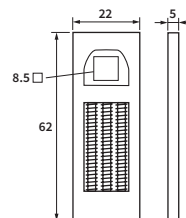


UF113-70G

Spring Cartridge for PVCu Handles

CODE	PRODUCT	PACK
SPRING TO MAKE PVCU HANDLES SPRUNG		
DI-SP-CARTRIDGE	Spring to make handles sprung	1

- Fits inside handle casing of PVCu handles (See dimensions for compatibility).
- Will not fit with above Hoppe handles.



DI-SH-CARTRIDGE



Comprehensive Cylinder Ranges For All Your Requirements

CYLINDER RANGES >>>

Comprehensive cylinder ranges for medium to high-security applications

PATENTED CYLINDER RANGES FOR KEY CONTROL

IN-HOUSE FAST AND RELIABLE MASTER KEYING SERVICE

EXTRA CYLINDER OPTIONS AVAILABLE

BS KITEMARK CERTIFIED CYLINDERS FOR EXTRA SECURITY



Maximum Security

High Security

Medium Security

 ASSA ABLOY KESO 4000 Modular Patented Cylinders (2023)	 Features: <ul style="list-style-type: none"> • ANTI-SNAP, ANTI-PICK, MODULAR, PATENT KEY SECTION • Grade 1: attack resistance BS EN 1303:2005, sidra body.
 ESLA Technik Pro Anti-Snap 6-Pin Patented Cylinders (2032)	 Features: <ul style="list-style-type: none"> • Double snap secure sacrificial line TS 007, anti-drill, anti-pick, anti-screw, anti-bump. • Tested to BS3*** cylinder TS 007:2014, BS EN 1303:2005, Secured by design.
 ESLA Technik Pro Anti-Bump 6 Pin Patented Cylinders (2032)	 Features: <ul style="list-style-type: none"> • Pick resistant, anti-bump, patent key section 2032, 6 pin key system. • Tested to BS EN 1303:2005.
 3000+ HS 10 Pin Patented Cylinders (2026)	 Features: <ul style="list-style-type: none"> • Pick resistant, anti-bump, patent key section 2026. • Tested to BS EN 1303:2005.
 3000+ Restricted Anti-Snap BS Cylinders	 Features: <ul style="list-style-type: none"> • Strong laminate core for anti-snap protection, pick resistant, anti-bump. • Tested to BS1** cylinder (can become BS3*** with BS** security escutcheon), BS EN 1303:2005.
 2000+ Premier XT Patented Cylinders (2029)	 Features: <ul style="list-style-type: none"> • Pick resistant, anti-bump, patent key section 2029, 6 pin key system. • Tested to BS EN 1303:2005.
 3000+ Restricted Security Cylinders	 Features: <ul style="list-style-type: none"> • Pick resistant, anti-bump. • Tested to BS EN 1303:2005. • Anti-snap available (3000 anti-snap).
 ESLA NG Security 6-Pin Cylinders	 Features: <ul style="list-style-type: none"> • Anti-drill, 6 pin system. • Tested to BS EN 1303:2005.

Padlocks & Hasps

WKS Brass Padlocks..... F.1

WKS Marine Padlocks..... F.2

WKS Discus Padlock..... F.2

WKS Armoured Padlocks..... F.3

Euro Padlocks - Body Only..... F.3 - F.4

KESO Padlocks..... F.5

Magnetic Lock Padlock..... F.5

Master Lock Padlocks..... F.6

Hasps & Staples..... F.7



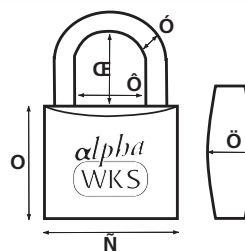
**YOUR KEY
SUPPLIER FOR
PADLOCKS & HASPS**



WKS Alpha Brass Padlock Range



- Case hardened steel and chrome plated shackle.
- Double locking system. (from 30mm)
- Brass pin tumbler locking mechanism cylinder, mushroom tumblers, stainless steel springs.
- Extruded solid brass body.
- Brass key, nickel plated x2.



A	BODY WIDTH
B	BODY HEIGHT
C	VERTICAL CLEARANCE
D	SHACKLE DIAMETER
E	HORIZONTAL CLEARANCE
F	BODY THICKNESS

Keyed Differ - Blister Pack



ALP40B-KD-C



ALP40B-LS-KD-C



CODE	SIZE(A)	TYPE	KEY BLANK	B mm	C mm	D mm	E mm	F mm	PACK
STANDARD SHACKLE									
ALP20B-TW-KA-C	20mm	KA (Pair)	GBALP20/25B	19.1	12	3	9.7	10.2	12
ALP25B-KD-C	25mm	KD	GBALP20/25B	24.4	14.1	4	12.7	11.9	12
ALP30B-KD-C	30mm	KD	GBALP30B	27.3	17	4.8	15.8	12.7	12
ALP40B-KD-C	40mm	KD	GBALP40B	33	23.8	5.5	22.6	14.2	12
ALP50B-KD-C	50mm	KD	GBALP50/60B	40.3	27.9	7.9	29.5	16.5	6
ALP60B-KD-C	60mm	KD	GBALP50/60B	45.5	33.7	9.5	35.6	19	6
LONG SHACKLE									
ALP40B-LS-KD-C	40mm	KD	GBALP40B	33	63	5.5	22.6	14.2	12
ALP50B-LS-KD-C	50mm	KD	GBALP50/60B	40.3	80	7.9	29.5	16.5	6
KEY BLANKS									
GBALP30B	●	30mm Genuine Key Blanks							-
GBALP40B	●	40mm Genuine Key Blanks							-
KB-YA1	●	50/60mm Copy Blanks							-

Keyed Alike - Boxed



ALP40B-KA1-X



ALP40B-LS-KA1-X



KEYED ALIKE



CODE	SIZE(A)	TYPE	KEY BLANK	B mm	C mm	D mm	E mm	F mm	PACK
STANDARD SHACKLE									
ALP20B-KA1-X	20mm	KA	GBALP20/25B	19.1	12	3	9.7	10.2	12
ALP25B-KA1-X	25mm	KA	GBALP20/25B	24.4	14.1	4	12.7	11.9	12
ALP30B-KA1-X	30mm	KA	GBALP30B	27.3	17	4.8	15.8	12.7	12
ALP40B-KA1-X	40mm	KA	GBALP40B	33	23.8	5.5	22.6	14.2	12
ALP50B-KA1-X	50mm	KA	GBALP50/60B	40.3	27.9	7.9	29.5	16.5	6
ALP60B-KA1-X	60mm	KA	GBALP50/60B	45.5	33.7	9.5	35.6	19	6
LONG SHACKLE									
ALP40B-LS-KA1-X	40mm	KA	GBALP40B	33	63	5.5	22.6	14.2	12
ALP50B-LS-KA1-X	50mm	KA	GBALP50/60B	40.3	80	7.9	29.5	16.5	6
KEY BLANKS									
GBALP30B	●	30mm Genuine Key Blanks							-
GBALP40B	●	40mm Genuine Key Blanks							-
KB-YA1	●	50/60mm Copy Blanks							-

- Stainless steel shackle.
- Chrome plated brass body.
- Stainless steel springs.
- Double locking mechanism.
- Treated against rust.
- Keys x2.



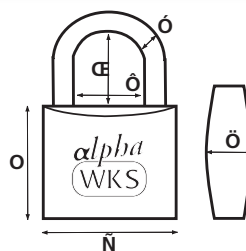
Weatherproof



Sheds



Gates



A	BODY WIDTH
B	BODY HEIGHT
C	VERTICAL CLEARANCE
D	SHACKLE DIAMETER
E	HORIZONTAL CLEARANCE
F	BODY THICKNESS



Keyed Differ - Blister Pack

CODE	SIZE(A)	TYPE	KEY BLANK	B mm	C mm	D mm	E mm	F mm	PACK
STANDARD SHACKLE									
WKS-MAR30-KD-C	30mm	KD	CS6	27.3	17	4.8	15.8	12.7	6
WKS-MAR40-KD-C	40mm	KD	YA3	33	23.8	5.5	22.6	14.2	6
WKS-MAR50-KD-C	50mm	KD	YA1E	40.3	27.9	7.9	29.5	16.5	6
LONG SHACKLE									
WKS-MAR40LS-KD-C	40mm	KD	YA3	33	40	5.5	22.6	14.2	6
KEY BLANKS									
CS6	30mm Copy Blanks								-
YA3	40mm Copy Blanks								-
YA1E	50mm Copy Blanks								-



WKS-MAR40-KD-C



WKS-MAR50-KD-C

Keyed Alike - Boxed

CODE	SIZE(A)	TYPE	KEY BLANK	B mm	C mm	D mm	E mm	F mm	PACK
STANDARD SHACKLE									
WKS-MAR30-KA1-X	30mm	KA	CS6	27.3	17	4.8	15.8	12.7	12
WKS-MAR40-KA1-X	40mm	KA	YA3	33	23.8	5.5	22.6	14.2	12
WKS-MAR50-KA1-X	50mm	KA	YA1E	40.3	27.9	7.9	29.5	16.5	12
LONG SHACKLE									
WKS-MAR40LS-KA1X	40mm	KA	YA3	33	40	5.5	22.6	14.2	12
KEY BLANKS									
CS6	30mm Copy Blanks								-
YA3	40mm Copy Blanks								-
YA1E	50mm Copy Blanks								-



KEYED ALIKE




WKS-MAR40-KA1-X



WKS-MAR40LS-KA1-X

CODE	SIZE(A)	TYPE	KEY BLANK	B mm	C mm	D mm	E mm	F mm	PACK
KEYED DIFFER - BLISTER PACK									
ALP70D-KD-C	70mm	KD	GBALP40B	-	18	10	22	-	6
KEYED ALIKE - BOXED									
ALP70D-KA1-X	70mm	KA	GBALP40B	-	18	10	22	-	6
ALP70D-KA2-X	70mm	KA	GBALP40B	-	18	10	22	-	6
KEY BLANKS									
GBALP40B	Genuine Key Blanks								-



ALP70D-KD-C



Page F.7

Hasps



Page A.1 - A.23

Cylinders

WKS Alpha Armoured Padlock Range

WKS®

KEYPRINT®
SECURITY LTD

- High security steel protected brass body.
- Brass cylinder.
- Rotating hardened steel shackle.
- Keys x3.



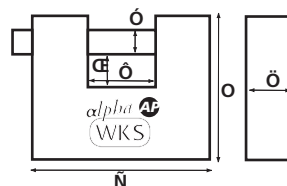
Industrial



Transport



Shutters



A	BODY WIDTH
B	BODY HEIGHT
C	VERTICAL CLEARANCE
D	SHACKLE DIAMETER
E	HORIZONTAL CLEARANCE
F	BODY THICKNESS

Keyed Differ - Blister Pack



WKSAP62-KD-C



CODE	SIZE(A)	TYPE	KEY BLANK	B mm	C mm	D mm	E mm	F mm	PACK
ARMoured PADLOCK - BLISTER									
WKSAP62-KD-C	62mm	KD	GBWKS-AP	55	11.5	10	22	24	6
WKSAP81-KD-C	81mm	KD	GBWKS-AP	68	14	11	30	29	6
WKSAP91-KD-C	91mm	KD	GBWKS-AP	75	18	12	36	29	6
KEY BLANKS									
GBWKS-AP	Genuine Key Blanks								-

Keyed Alike - Boxed



WKSAP81-KA1-X



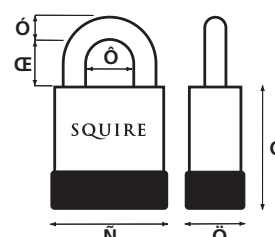
KEYED ALIKE

CODE	SIZE(A)	TYPE	KEY BLANK	B mm	C mm	D mm	E mm	F mm	PACK
ARMoured PADLOCK - BOXED									
WKSAP62-KA1-X	62mm	KA	GBWKS-AP	55	11.5	10	22	24	6
WKSAP81-KA1-X	81mm	KA	GBWKS-AP	68	14	11	30	29	6
WKSAP91-KA1-X	91mm	KA	GBWKS-AP	75	18	12	36	29	6
KEY BLANKS									
GBWKS-AP	Genuine Key Blanks								-

Euro Padlocks - Body Only

SQUIRE

- Fits any modified 70mm euro double cylinder.
- Can be integrated with any existing key system.
- Solid hardened steel lock body.
- Hardened boron alloy steel shackle.
- Electrophoretic coating - excellent corrosion resistance.
- Supplied body only - boxed.
- Easy and quick to fit cylinder.
- Extra anti-drill protection.

NG4ED70-HALF
(NOT INCLUDED)

A	BODY WIDTH
B	BODY HEIGHT
C	VERTICAL CLEARANCE
D	SHACKLE DIAMETER
E	HORIZONTAL CLEARANCE
F	BODY THICKNESS

Squire Padlocks Body Only - Boxed



BODY ONLY

CODE	SIZE(A)	TYPE	B mm	C mm	D mm	E mm	F mm	PACK
STANDARD & LONG SHACKLE - BOXED								
SQSS50EM	50mm	Body Only	52	26	10	22	26	1
SQSS50EM2.5	50mm - Long	Body Only	52	65	10	22	26	1
SQSS65EM	65mm	Body Only	72	29	12.7	29.5	31.8	1
CLOSE SHACKLE - BOXED								
SQSS50CEM	50mm	Body Only	76	16	10	16	26	1
SQSS65CEM	65mm	Body Only	90	19	12.7	19	31.8	1
HALF EURO DOUBLE CYLINDER								
PXT45-K-ED70-HALF	2000+ XT Patented Cylinder (till 2029)							1
NG4ED70-HALF	ESLA NG Security 6-Pin Cylinder							1

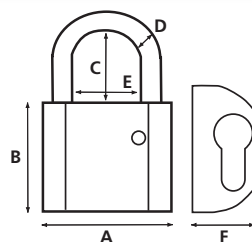
Available with cylinder see page A.14
for compatible cylinder systems



KEYED DIFFER
KEYED ALIKE
MASTER KEYED

- Will accept half euro profile 70mm double cylinder (Not supplied).

- Fits any 40mm euro single cylinder.
- Can be integrated with any existing key system.
- Brass body.
- Hardened steel shackle.
- Two-sided ball locking.
- Supplied body only - boxed.

PXT45-K-ES40
(NOT INCLUDED)

A	BODY WIDTH
B	BODY HEIGHT
C	VERTICAL CLEARANCE
D	SHACKLE DIAMETER
E	HORIZONTAL CLEARANCE
F	BODY THICKNESS



Page F.7

Hasps



Page A.1 - A.23

Cylinders

BASI Padlocks Body Only - Boxed

CODE	SIZE(A)	TYPE	B mm	C mm	D mm	E mm	F mm	PACK
STANDARD SHACKLE - BOXED								
P1BDY-PADLOCK-3AX-30	55mm	Body Only	47	30	8	38	28	1
LONG SHACKLE - BOXED								
P1BDY-PADLOCK-3AX-50	55mm	Body Only	47	55	8	38	28	1
40MM EURO DOUBLE CYLINDER								
PXT45-K-ES40	2000+ XT Patented Cylinder (till 2029)							1



BODY ONLY



P1BDY-PADLOCK-3AX-30

Available with cylinder see page A.14
for compatible cylinder systems

KEYED
DIFFERKEYED
ALIKEMASTER
KEYED

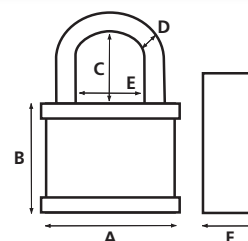
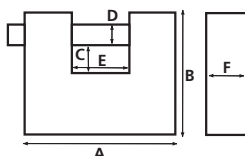
- Will accept euro profile 40mm (10/30) single cylinder (Not supplied).



CISA®

Heavy Duty Re-Keyable Padlocks

- Ideal for all uses: shutters, motorbike chains, gates.
- High resistance to weather conditions.
- Can be integrated into a keyed alike system.
- Master keying with 3000+ cylinders.
- Protects against attack (hammers, cutters, etc.) and exposure to the damp, water and saline environments.
- Replaceable, re-keyable cylinder.



A	BODY WIDTH
B	BODY HEIGHT
C	VERTICAL CLEARANCE
D	SHACKLE DIAMETER
E	HORIZONTAL CLEARANCE
F	BODY THICKNESS

CISA Re-Keyable Padlocks - Boxed

CODE	SIZE(A)	TYPE	B mm	C mm	D mm	E mm	F mm	PACK
STANDARD SHACKLE - BOXED								
CS28050.55	55mm	Body Only	-	25	11	25	25	6
ARMOURED STYLE - BOXED								
CS28550.66	66mm	Body Only	-	11	10	11	25	6
CS28550.75	75mm	Body Only	-	13.5	12	13.5	28	6
CS28550.84	84mm	Body Only	-	17.5	12	17.5	28	6



BODY ONLY



CS28050.55



CS28550.84

Available with cylinder see page A.14
for compatible cylinder systems

KEYED
DIFFERKEYED
ALIKEMASTER
KEYED



Page F.7

Hasps



Page A.1 - A.23

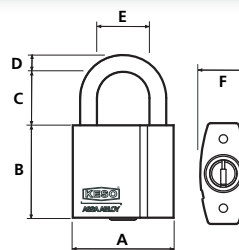
Cylinders

KESO Padlocks

KESO
ASSA ABLOY

KEYPRINT
SECURITY LTD

- Padlock housing: chrome-plated brass.
- Shackle height: 25mm.
- Boron steel hardened shackle
- Automatic closing
- Oxidation protection
- With hardened tumblers HRC60
- Padlock with cylinder
- Keys available seperatly.



A	BODY WIDTH
B	BODY HEIGHT
C	VERTICAL CLEARANCE
D	SHACKLE DIAMETER
E	HORIZONTAL CLEARANCE
F	BODY THICKNESS


Keso High Security Padlocks & Keys



KSO-PAD-22.042.0135



STANDARD COLOURS FOR CAP KEYS



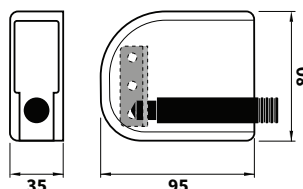
CODE	SIZE(A)	KEY BLANKS	B mm	C mm	D mm	E mm	F mm	PACK
STANDARD SHACKLE - BOXED (NO KEYS)								
KSO-PAD-22.042.0135	47mm	No Keys	44	25	8	25	22	1
KSO-PAD-22.043.0135	55mm	No Keys	51.7	25	10	28	25	1
KSO-PAD-22.044.0135	70mm	No Keys	56.6	25	14	31	30	1
KESO KEYS								
KSO4000-KEYS-DK	Trapeze Key							1
KSO4000-KEYS-DK104	Long Key							1
KSO4000-KEYS-DK106	Extra Long Key							1
KSO4000-KEYS-CC-DK	Colour Cap Long Key							1
KSO4000-KEYS-CC-DK010	Colour Cap Extra Long Key							1

• Other colours available for Cap Keys.

DISEC Multi-Purpose Locks

DISEC
DEFENDS THE FUTURE

- Stainless steel body.
- You won't need any special preparation or template to fit them.
- Fit to vans, gates, garage doors and much more.
- Available keyed alike.
- DIMG840 supplied with two magnetic keys.
- DIRIF030 supplied without cylinder.
- To duplicate keys use magnetic key kit (DIKM0P20) See page H.3.



Available with Magnetic Key or Standard Key



AVAILABLE



DIMG840



DIRIF030



DIRIF030

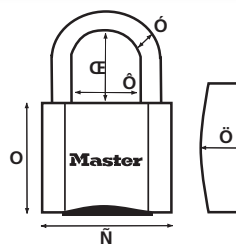


CYLINDER NOT INCLUDED

CODE	PRODUCT	TYPE	FINISH	PACK
RIF030 & MG840 LOCKS				
DIRIF030	Standard key version	Boxed	SS	1
DIMG840	Magnetic key version	Boxed	SS	1
40MM EURO DOUBLE CYLINDER - FOR DIRIF030				
PXT45-K-ES40	2000+ XT Patented Cylinder (till 2029)			1

The DIRIF030 & DIMG840 are more than one of the most robust solutions to secure your customer's van. You can fit it to vans, garage doors, gates etc. What's more? Because it is available keyed alike, your customers won't need to carry around a large bunch of keys anymore. The DIRIF030 fits a 30/10mm single euro cylinder (not included).

- Laminated steel body for superior strength.
- Hardened boron alloy shackle for superior cut resistance.
- Solid iron shackle shroud resists harsh physical attacks.
- 5 spool pin tumbler cylinder for added pick resistance.
- Removable cylinder can be replaced or re-pinned.
- Dual ball bearing locking mechanism resists pulling and prying.



A	BODY WIDTH
B	BODY HEIGHT
C	VERTICAL CLEARANCE
D	SHACKLE DIAMETER
E	HORIZONTAL CLEARANCE
F	BODY THICKNESS

Pro-Series Re-Keyable Laminated Steel - Boxed & *Blister

CODE	SIZE(A)	TYPE	B mm	C mm	D mm	E mm	F mm	PACK
CLOSE SHACKLE								
*MT6321	54mm	KD	80	19	8	22	30	4
MT6325	61mm	KD	80	19	10	22	30	6
*MT6327	66mm	KD	80	19	11	22	30	4
STANDARD SHACKLE								
*MT6121	54mm	KD	55	29	8	22	30	4
MT6125	61mm	KD	55	35	10	22	30	6
*MT6127	66mm	KD	55	35	11	22	30	4
LONG SHACKLE								
MT6121LJ	54mm	KD	55	63	9	23	30	4
MT6125LJ	61mm	KD	55	63	9	23	30	6
MT6127LH	66mm	KD	55	48	11	22	30	4
KEY BLANKS								
GBMT7000K	Genuine Key Blanks							-

*Available Blister Only.



MT6327



MT6125



MT6125LJ

Pro-Series Re-Keyable Brass - Boxed

CODE	SIZE(A)	TYPE	B mm	C mm	D mm	E mm	F mm	PACK
STANDARD SHACKLE - BOXED								
MT6830-W7000	40mm	KD	-	27	6	20	-	6
MT6840-W7000	44mm	KD	-	32	8	23	-	6
MT6850-W7000	48mm	KD	-	39	9	23	-	6
KEY BLANKS								
GBMT7000K	Genuine Key Blanks							-

- ProSeries® Padlocks are designed for Commercial/Industrial applications.
- Brass body provides extra corrosion resistance in caustic, corrosive and salty environments.
- Hardened boron alloy shackle for superior cut resistance.
- Dual ball locking mechanism resists pulling and prying.
- High security, re-keyable 5-pin cylinder with spool pins is virtually impossible to pick.




MT6850-W7000



Keyless Brass - Blister Pack

CODE	SIZE(A)	TYPE	KEY BLANK	B mm	C mm	D mm	E mm	F mm	PACK
STANDARD SHACKLE - BLISTER									
MT175D	51mm	-	-	40	25	8	25	23	4

- 2" (51mm) wide body.
- Set-your-own combination convenience.
- Resettable to any of 10,000 personalised combinations.



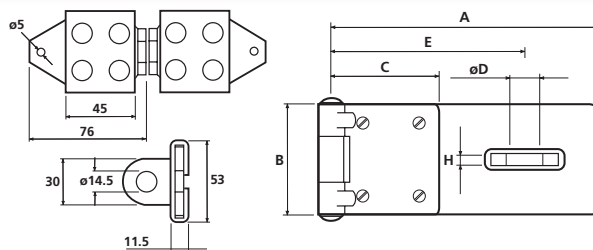
MT175D



Hasps & Staples



- PC410/420/430 Supports for padlocks with shackle diameters of up to 11-12mm.
- Made of stamped steel
- Hardened steel fastening ring.
- Three different body sizes.
- Hidden fixing screws.
- Easy installation.
- Blister packed.
- PCL2 Supports for padlocks with shackle diameters of up to 14mm.
- Made of stamped and hardened steel.
- Thickness of the fitting: 5 mm.
- Anti-shear and anti-drill screws DIN 603 × 63mm.
- Fit to wooden doors up to 40mm thick. (installation with screws).
- Valid for metal doors by welding.



PC410/420/430 Hasps - Blister Pack



CODE	SIZE(A)	TYPE	B mm	C mm	D mm	E mm	H mm	PACK
SAFETY TYPE HASP & STAPLES								
IFPC410	73mm	Safety	29	28	9.5	53	4	6
IFPC420	112mm	Safety	47	45	13	81	5	6
IFPC430	131mm	Safety	47	45	13	100	4	6

The PC Series hasps and staples from IFAM are available in three different sizes depending on your needs. A good quality-price ratio, its easy assembling and versatility are the strong points of these hasps and staples, which allow attaching padlocks with shackles measuring between 11-12 millimetres in diameter; in other words, padlocks with a high level of security.

PCL2 Multi-Purpose Hasp - Blister Pack



CODE	TYPE	PACK
MULTI-PURPOSE HASP & STAPLE		
IFPCL2	Multi-purpose hasp - Various applications	6

Ideal to be used with high security padlocks. The PCL2 hasps and staples from IFAM has a ring with enough space for large diameter shackles. Specifically, they may be closed using padlocks with shackles measuring between 13.5 and 14 millimetres thick. Therefore this hasp is ideal to be closed using high security padlocks.

Also the PCL2 hasps and staples stands out for being very strong and resistant to corrosion. Its design allows it to be easily installed over wood or metal on lifting gates, doors or lorries, containers, etc.



Magnetic Key Locks

- Drill & Pick Resistant.
- An innovative 'Magnetic Key' design.
- Additional security for any van.
- Available Keyed Differ & Keyed Alike.
- Resistant to rust & corrosion.
- Magnetic keying kits available.



SEE SECTION H FOR MORE INFORMATION

Industrial Locks

Cam Locks G.1 - G.2

Furniture Locks G.3 - G.7

Gate Locks G.7 - G.8

Shutter Locks G.9 - G.10

Garage Door Handles G.11

Safe Locks G.12

Cam Bar Overview G.13



**YOUR KEY
SUPPLIER FOR
INDUSTRIAL LOCKS**



Page G.2

Cam Lock
Accessories

Page G.13

Cam Bar
Overview

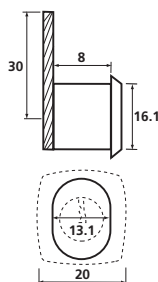
Cam Locks



8mm Mini Cam Lock



LF0207-03



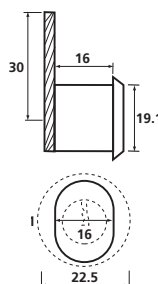
CODE	SIZE	HEAD	FIXING	STANDARD MOVEMENT	DIFFERS	SERIES	FINISH	PACK
8MM MINI CAM LOCK								
LF0207-03	8mm	Square	Nut Fix	3	100	800	Chrome	1
KEY BLANKS								
LF30R	Copy blanks							-

Supplied with 2 keys.

16mm Cam Lock



LF1332-03



CODE	SIZE	HEAD	FIXING	STANDARD MOVEMENT	DIFFERS	SERIES	FINISH	PACK
16MM CAM LOCK								
LF1332-03	16mm	Round	Nut Fix	3	200	92	Chrome	1
KEY BLANKS								
GBLF92	Genuine key blanks							-
LF4	Copy blanks							-

Supplied with 2 keys.

20mm Cam Locks



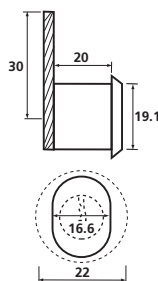
LF1336-03



LF1337-03



LF1339-03



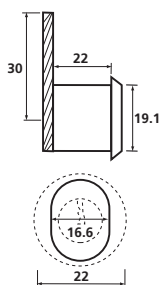
CODE	SIZE	HEAD	FIXING	STANDARD MOVEMENT	DIFFERS	SERIES	FINISH	PACK
20MM CAM LOCK								
LF1336-03	20mm	Round	Nut Fix	3	200	92	Chrome	1
LF1337-03	20mm	Round	Horseshoe	3	200	92	Chrome	1
LF1339-03	20mm	Square	Snap In	3	200	92	Chrome	1
KEY BLANKS								
GBLF92	Genuine key blanks							-
LF4	Copy blanks							-

Supplied with 2 keys.

22mm Cam Lock





LF1340-03

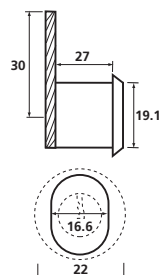


CODE	SIZE	HEAD	FIXING	STANDARD MOVEMENT	DIFFERS	SERIES	FINISH	PACK
22MM CAM LOCK								
LF1340-03	22mm	Round	Nut Fix	3	200	92	Chrome	1
KEY BLANKS								
GBLF92	Genuine key blanks							-
LF4	Copy blanks							-



Supplied with 2 keys.

CODE	SIZE	HEAD	FIXING	STANDARD MOVEMENT	DIFFERS	SERIES	FINISH	PACK
27MM CAM LOCK								
LF1341-03	27mm	Round	Nut Fix	3	200	92	Chrome	1
KEY BLANKS								
GBLF92	Genuine key blanks							-
LF4	Copy blanks							-

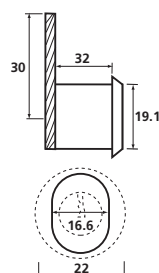
Supplied with 2 keys.





LF1341-03

CODE	SIZE	HEAD	FIXING	STANDARD MOVEMENT	DIFFERS	SERIES	FINISH	PACK
32MM CAM LOCK								
LF1342-03	32mm	Round	Nut Fix	3	200	92	Chrome	1
KEY BLANKS								
GBLF92	Genuine key blanks							-
LF4	Copy blanks							-

Supplied with 2 keys.



LF1342-03

CODE	SIZE	HEAD	FIXING	STANDARD MOVEMENT	DIFFERS	SERIES	FINISH	PACK
22MM CAM LOCK								
LF2109	22mm	Round	Horseshoe	3	-	66/67	Chrome	1
KEY BLANKS								
LF19	Copy blanks							-

Riveted cam bar. Master Keyed as standard.


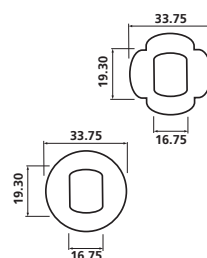


LF2109

Washers & Cam Bars for Lowe & Fletcher Cam Locks

CODE	SIZE	FINISH	PACK
WASHERS			
LF7005	Washer for wood furniture locks	Steel	1
LF9011	Washer for metal furniture locks	Steel	1
CAM BARS			
LF62100-44	Straight cam B=44mm	Steel	1
LF62100-51	Straight cam B=51mm	Steel	1
LF62100-60	Straight cam B=60mm	Steel	1
LF62312-55	Cranked cam A=4.8mm x B=55mm	Steel	1
LF62420-60	Cranked cam A=7.9mm x B=60mm	Steel	1
LF62416-36	Cranked cam A=6.4mm x B=63mm	Steel	1

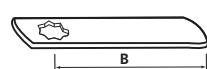
Cam Bar overview see page G.13



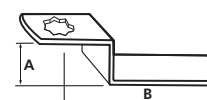
LF7005



LF62100-51

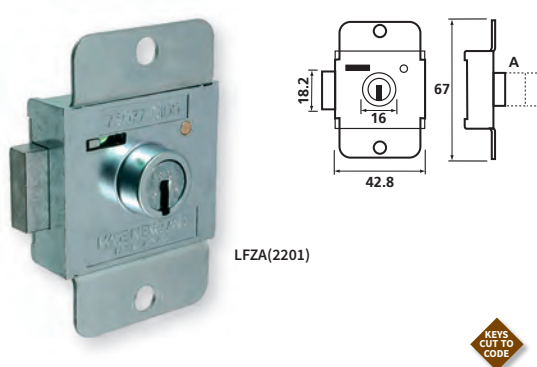


LF62100-60



LF62312-55

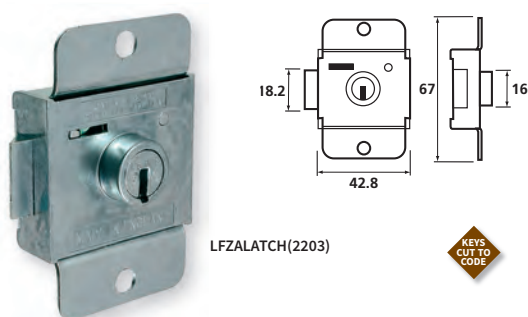
7 Lever Deadbolt Rim Locks



CODE	(A) NOZZLE SIZE	KEYING	DIFFERS	SERIES	FINISH	PACK
7 LEVER DEADBOLT RIM LOCKS						
LFZA (2201)	6.5mm	-	1800	ZA	Zinc	1
LFZG (2207)	16mm	-	1800	ZG	Zinc	1
LFZL (2201)	22mm	-	1800	ZL	Zinc	1
LFZAKA (2201)	6.5mm	KA	1800	ZA	Zinc	1
LFZGKA (2207)	16mm	KA	1800	ZG	Zinc	1
LFZLKA (2201)	22mm	KA	1800	ZL	Zinc	1
KEY BLANKS						
RST84	ZA Copy blanks					-
RST101	ZG Copy blanks					-
RST82	ZL Copy blanks					-

Master Keyed as Standard. Supplied with 2 keys.


7 Lever Spring Bolt Rim Locks



CODE	NOZZLE SIZE	KEYING	DIFFERS	SERIES	FINISH	PACK
7 LEVER SPRING BOLT RIM LOCKS						
LFZALATCH(2203)	6.5mm	-	1800	ZA	Zinc	1
LFZALATCHKA(2203)	6.5mm	KA	1800	ZA	Zinc	1
KEY BLANKS						
RST84	ZA Copy blanks					-

Master Keyed as Standard. Supplied with 2 keys.


Sliding Door Lock - 35mm Flange Centres



CODE	SIZE	BOLT SHOOT	FIXING	DIFFERS	SERIES	FINISH	PACK
SLIDING DOOR LOCK							
LF5860-03	26mm	12.5mm	D/Flange	200	78	Chrome	1
KEY BLANKS							
GBLF78	Genuine key blanks						-
LF45R	Copy blanks						-



Supplied with 2 keys.

Rim Lock Vertical - Cylindrical Head



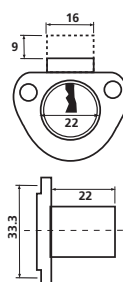
CODE	SIZE	BARREL	FIXING	STANDARD MOVEMENT	DIFFERS	SERIES	FINISH	PACK
RIM LOCK								
LF5870-03	9mm	26mm	Screw	3	200	78	Chrome	1
KEY BLANKS								
GBLF78	Genuine key blanks							-
LF45R	Copy blanks							-

Supplied with 2 keys.



CODE	SIZE	BARREL	FIXING	STANDARD MOVEMENT	DIFFERS	SERIES	FINISH	PACK
RIM LOCK								
LF5880-03	9mm	22mm	Screw	3	200	78	Black	1
KEY BLANKS								
GBLF78	Genuine key blanks							-
LF45R	Copy blanks							-

Supplied with 2 keys.

Rim Lock Vertical - Cylindrical Head

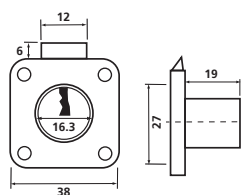


LF5880-03



CODE	SIZE	BARREL	FIXING	STANDARD MOVEMENT	DIFFERS	SERIES	FINISH	PACK
RIM LOCK								
LF5883	6mm	19mm	Screw	-	200	78	Chrome	1
KEY BLANKS								
GBLF78	Genuine key blanks							-
LF45R	Copy blanks							-

Supplied with 2 keys.

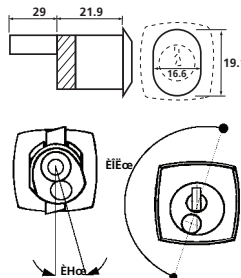
Rim Lock Slam Action - Cylindrical Head



LF5883



CODE	SIZE	HEAD	FIXING	STANDARD MOVEMENT	DIFFERS	SERIES	FINISH	PACK
21.9MM MULTI-DRAWER LOCK								
LFB568-03-2	21.9mm	Square	Snap In	3	200	92	Chrome	1
KEY BLANKS								
GBLF92	Genuine key blanks							-
LF4	Copy blanks							-

Supplied with 2 keys.

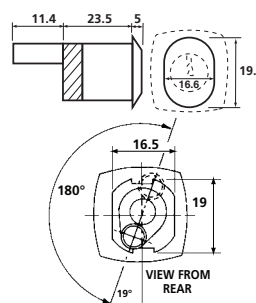


LFB568-03-2

21.9mm Multi-Drawer Lock

CODE	SIZE	HEAD	FIXING	STANDARD MOVEMENT	DIFFERS	SERIES	FINISH	PACK
23.5MM MULTI-DRAWER LOCK								
LF1346-03	23.5mm	Square	Snap In	3	200	92	Chrome	1
KEY BLANKS								
GBLF92	Genuine key blanks							-
LF4	Copy blanks							-

Supplied with 2 keys.



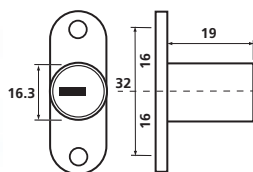
LF1346-03

23.5mm Multi-Drawer Lock

Tambour Lock - Cylindrical Head



LF4111

[illegible]

Supplied with 2 keys.

Pedestal Locks



LF5847



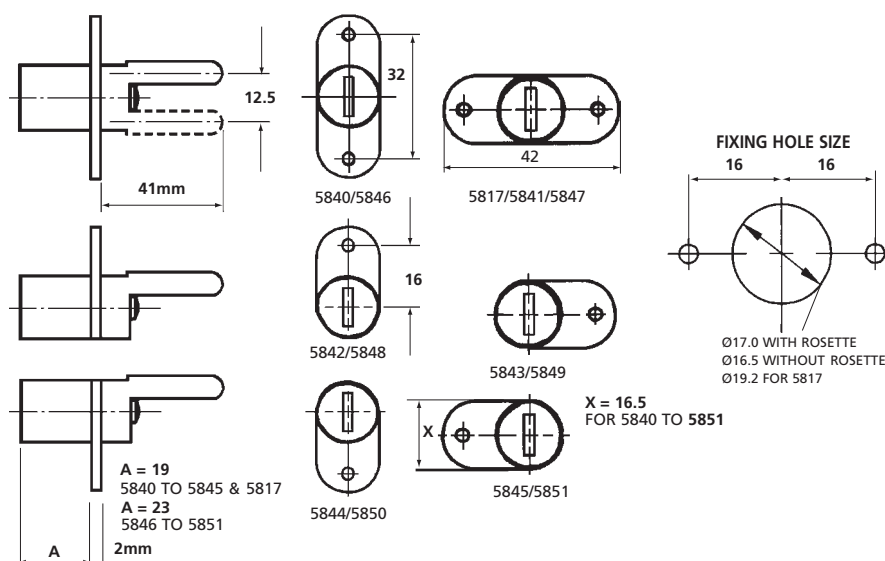
LF5849



LF5851

CODE	(A) SIZE	FIXING	STANDARD MOVEMENT	DIFFERS	SERIES	FINISH	PACK
PEDESTAL LOCKS							
LF5840-03	19mm	Double flange vertical	3	200	78	Chrome	1
LF5846-03	23mm	Double flange vertical	3	200	78	Chrome	1
LF5841-03	19mm	Double flange (RH) horizontal	3	200	78	Chrome	1
LF5847-03	23mm	Double flange (RH) horizontal	3	200	78	Chrome	1
LF5842-03	19mm	Single flange top (RH) vertical	3	200	78	Chrome	1
LF5848-03	23mm	Single flange top (RH) vertical	3	200	78	Chrome	1
LF5843-03	19mm	Single flange top (RH) horizontal	3	200	78	Chrome	1
LF5849-03	23mm	Single flange top (RH) horizontal	3	200	78	Chrome	1
LF5844-03	19mm	S/flange bottom (LH) vertical	3	200	78	Chrome	1
LF5850-03	23mm	S/flange bottom (LH) vertical	3	200	78	Chrome	1
LF5845-03	19mm	S/flange bottom (LH) horizontal	3	200	78	Chrome	1
LF5851-03	23mm	S/flange bottom (LH) horizontal	3	200	78	Chrome	1
KEY BLANKS							
GBLF78	Genuine key blanks						-
LF45R	Copy blanks						-

Supplied with 2 keys.

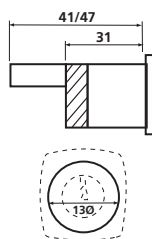




41 & 47mm Pedestal Locks - Rectangle Head

CODE	SIZE	HEAD	FIXING	STANDARD MOVEMENT	DIFFERS	SERIES	FINISH	PACK
PEDESTAL LOCKS								
LF5804-03	41mm	Rectangle	Horseshoe	3	200	78	Chrome	1
LF5804-03-47	47mm	Rectangle	Horseshoe	3	200	78	Chrome	1
KEY BLANKS								
GBLF78	Genuine key blanks							-
LF45R	Copy blanks							-

Supplied with 2 keys.



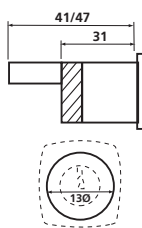
LF5804-03



41 & 47mm Pedestal Locks - Round Head

CODE	SIZE	HEAD	FIXING	STANDARD MOVEMENT	DIFFERS	SERIES	FINISH	PACK
PEDESTAL LOCKS								
LF5806-03	41mm	Round	Horseshoe	3	200	78	Chrome	1
LF5806-03-47MM	47mm	Round	Horseshoe	3	200	78	Chrome	1
KEY BLANKS								
GBLF78	Genuine key blanks							-
LF45R	Copy blanks							-

Supplied with 2 keys.



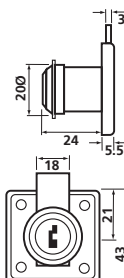
LF5806-03



Drawer & Cabinet Locks for Metal & Wooden Furniture

CODE	PRODUCT	FIXING	KEYING	FINISH	PACK
DRAWER & CABINET LOCKS					
AGA161	Drawer lock	Screw	KD	Chrome	1
AGA162	Cabinet lock	Screw	KD	Chrome	1
AGA163	Drawer lock	Screw	KD	PB	1
AGA164	Cabinet lock	Screw	KD	PB	1
AGA161KA	Drawer lock	Screw	KA	Chrome	1
AGA162KA	Cabinet lock	Screw	KA	Chrome	1
AGA163KA	Drawer lock	Screw	KA	PB	1
AGA164KA	Cabinet lock	Screw	KA	PB	1

Supplied with 2 keys.



AGA161



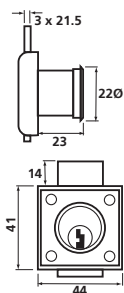
AGA163



Drawer & Cabinet Locks for Wooden Furniture

CODE	PRODUCT	FIXING	KEYING	FINISH	PACK
DRAWER & CABINET LOCKS					
AGA165	Drawer lock	Screw	KD	PB	1
AGA166	Cabinet lock	Screw	KD	PB	1
AGA167	Drawer lock	Screw	KD	Chrome	1
AGA168	Cabinet lock	Screw	KD	Chrome	1

Longer barrel versions available to special order. Supplied with 2 keys.




AGA167



AGA165

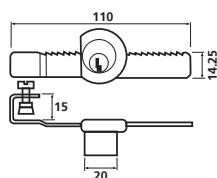




Sliding Door Lock for Glass Doors



AGA154



CODE	PRODUCT	FIXING	KEYING	FINISH	PACK
SLIDING DOOR LOCKS					
AGA154	Lock for glass sliding doors	Screw	KD	Chrome	1
AGA154KA	Lock for glass sliding doors	Screw	KA	Chrome	1

Supplied with 2 keys.

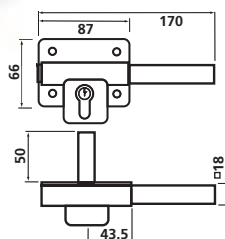
AZBE No.22 Multi-Purpose Bolt



AZBE22



Reverse



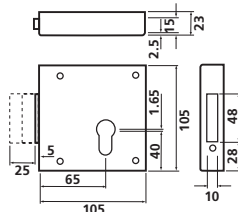
CODE	PRODUCT	FINISH	PACK
NO.22 MULTI-PURPOSE BOLTS			
AZBE22	Security bolt - standard cylinder	Nickel	1
KEY BLANKS			
GBAZE1	Genuine key blanks		-
AZ2	Copy blanks		-

Supplied with 3 keys, escutcheon and fittings, non-handed.

AMF No.100 Euro Rim Lockcase



AMF-100Z-LH



CODE	PRODUCT	BACKSET	FINISH	PACK
NO.100 EURO RIM LOCKCASE				
AMF-100Z-LH	Left hand	65mm	Zinc	1
AMF-100Z-RH	Right hand	65mm	Zinc	1

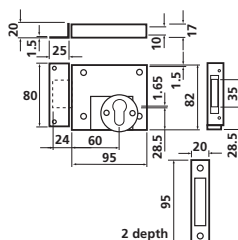
Operated by euro cylinder (Not included).

- Fully zinc plated to resist corrosion.
- Wrought-iron gate deadlock.

AMF No.49 Euro Rim Lockcase



AMF-49Z



CODE	PRODUCT	BACKSET	FINISH	PACK
NO.49 EURO RIM LOCKCASE				
AMF-49Z	Dead lock	60mm	Zinc	1

Operated by euro cylinder (Not included).

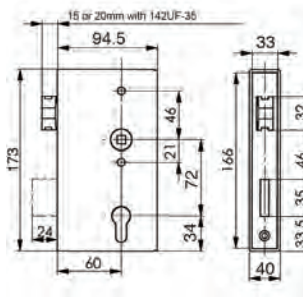
- Fully zinc plated to resist corrosion.
- Non-handed.
- Supplied with screws, strike plate and one escutcheon.

AMF No.140U Euro Cased Sash Lockcase

CODE	PRODUCT	BACKSET	SPINDLE	CENTRES	FINISH	PACK
NO.140U EURO CASED SASH LOCKCASE						
AMF-140U	Sash lockcase	60mm	8mm	72mm	Zinc	1

Locks for gates and doors.

- Left and right hand operation.
- Non-handed.
- Zinc die-cast bolt.
- With nightlatch function.
- 8mm spindle, rotation: 2 turns.



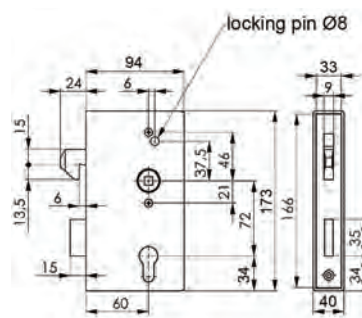
AMF-140U

AMF No.140S Euro Cased Hookbolt Lockcase

CODE	PRODUCT	BACKSET	SPINDLE	CENTRES	FINISH	PACK
NO.140S EURO CASED HOOKBOLT LOCKCASE						
AMF-140S	Hook bolt lock	60mm	8mm	72mm	Zinc	1

Locks for gates and doors.

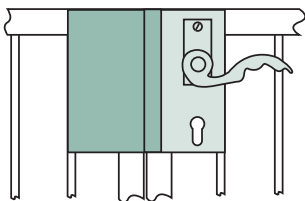
- Follower and latch catch made of cast stainless steel.
- Non-handed.
- Zinc plated lock.
- Locking pin.
- With nightlatch function.
- 8mm spindle, rotation: 1 turn.



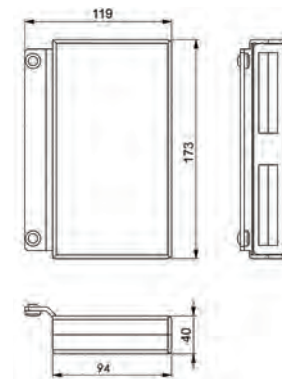
AMF-140S

AMF No.144 Strike for Welding - 2-Leaf Gate

CODE	PRODUCT	FINISH	PACK
NO.144 STRIKE FOR WELDING			
AMF-144-U	Striking box	Zinc	1



Example of Use:
Large Double Gate with
• Lock Case No.140U

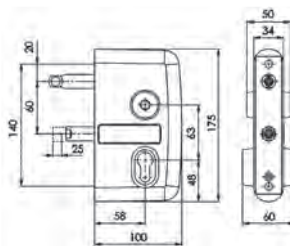


AMF-144-U

Wrought-Iron Gate Lock VARIBO

CODE	PRODUCT	BACKSET	SPINDLE	CENTRES	FINISH	PACK
NO. 107 GATE LOCK						
AMF-107GFN-BL	Gate lock	58mm	8mm	63mm	Black	1
ROUND TUBE BASE						
AMF-461FU-BL	Suitable for lock 107GFN				Black	1


- Lock from stainless steel, case from aluminium.
- Reversible spring bolt for use on left or right.
- Fits euro profile cylinder.
- Spring bolt and bolt can be adjusted for 30 - 60 mm profiles
- Includes: 2 handle plates 18 mm, 2 cylinder head screws, stainless steel.
- With nightlatch function.
- 8mm spindle, rotation: 1 turn.



AMF-107GFN-BL

AMF-461FU-BL

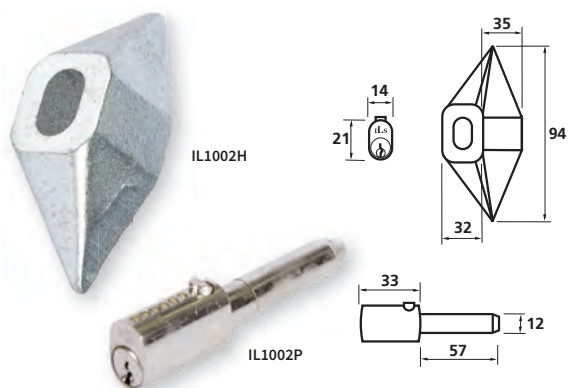
Round Bullet Pin & Lock Housing



CODE	PRODUCT	KEYING	BLANK	PIN LENGTH	FINISH	PACK
ROUND BULLET PIN LOCK						
IL1001P	Pin lock	KD	CS7, CS7R	54mm	SCP	1
ROUND BULLET PIN HOUSING						
IL1001H	Pin housing	-	-	-	Steel	1
KEY BLANKS						
CS7, CS7R	Copy blanks					-

Pin lock supplied with 2 keys.

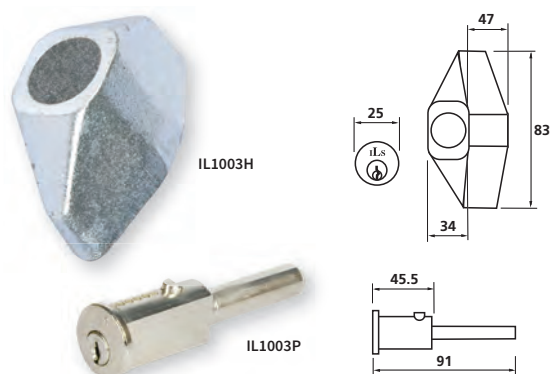
Oval Bullet Pin & Lock Housing



CODE	PRODUCT	KEYING	BLANK	PIN LENGTH	FINISH	PACK
OVAL BULLET PIN LOCK						
IL1002P	Pin lock	KD	CS7, CS7R	57mm	SCP	1
OVAL BULLET PIN HOUSING						
IL1002H	Pin housing	-	-	-	Steel	1
KEY BLANKS						
CS7, CS7R	Copy blanks					-

Pin lock supplied with 2 keys.


Round Bullet Pin & Lock Housing



CODE	PRODUCT	KEYING	BLANK	PIN LENGTH	FINISH	PACK
ROUND BULLET PIN LOCK						
IL1003P	Pin lock	KD	CS7, CS7R	45.5mm	SCP	1
ROUND BULLET PIN HOUSING						
IL1003H	Pin housing	-	-	-	Steel	1
KEY BLANKS						
CS7, CS7R	Copy blanks					-

Pin lock supplied with 2 keys.



Conical Bullet Pin & Lock Housing



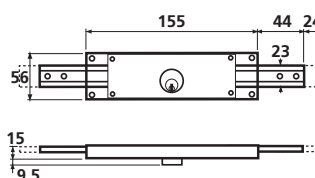
CODE	PRODUCT	KEYING	BLANK	PIN LENGTH	FINISH	PACK
CONICAL BULLET PIN LOCK						
IL1004P	Pin lock	KD	CS7, CS7R	52mm	PB	1
CONICAL BULLET PIN HOUSING						
IL1004H	Pin housing	-	-	-	Steel	1
KEY BLANKS						
CS7, CS7R	Copy blanks					-

Pin lock supplied with 2 keys.



Standard Size Shutter Locks

CODE	PRODUCT	KEYING	BLANK	FINISH	CYLINDER FINISH	PACK
STANDARD SIZE SHUTTER LOCK						
IL2259	Standard type	KD	GBFF143	Zinc	Brass	1
IL2259KA	Standard type	KA	GBFF143	Zinc	Brass	1
KEY BLANKS						
GBILPF144	Genuine key blanks					-
PF092	Copy blanks					-

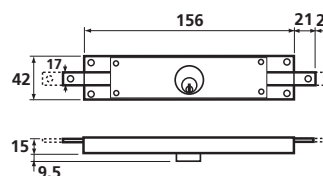
Supplied with 2 keys.





Narrow Size Shutter Locks

CODE	PRODUCT	KEYING	BLANK	FINISH	CYLINDER FINISH	PACK
NARROW SIZE SHUTTER LOCK						
IL2229	Narrow type	KD	GBFF143	Zinc	Brass	1
IL2229KA	Narrow type	KA	GBFF143	Zinc	Brass	1
KEY BLANKS						
GBILPF144	Genuine key blanks					-
PF092	Copy blanks					-

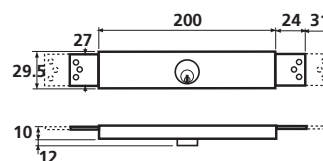
Supplied with 2 keys.

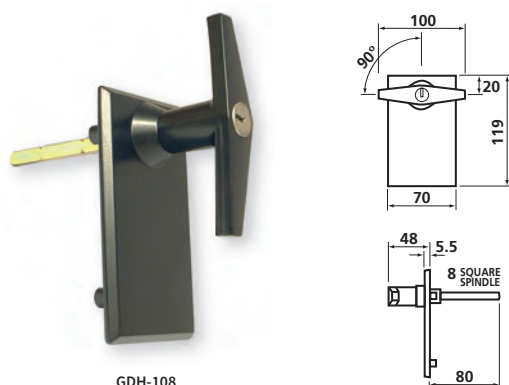


Extra Slimline Shutter Locks

CODE	PRODUCT	KEYING	BLANK	FINISH	CYLINDER FINISH	PACK
SLIMLINE SHUTTER LOCK						
IL2000	Slimline type	KD	GBFF143	Zinc	Brass	1
IL2000KA	Narrow type	KA	GBFF143	Zinc	Brass	1
KEY BLANKS						
GBFF143	Genuine key blanks					-

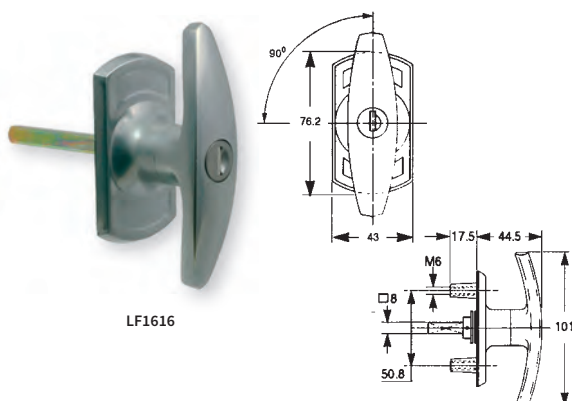
Supplied with 2 keys.



**'T' Handle - Rectangular**

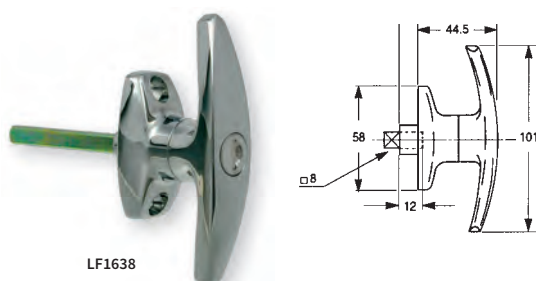
CODE	PRODUCT	SPINDLE	DIFFERS	SERIES	FINISH	PACK
'T' HANDLE						
GDH-108	Rectangular	Square	400	92	Black	1
KEY BLANKS						
GBLF92	Genuine key blanks					-
LF4	Copy blanks					-

Supplied with 2 keys.

'T' Handle - 2 Hole Back Fix

CODE	PRODUCT	SPINDLE	DIFFERS	SERIES	FINISH	PACK
'T' HANDLES						
LF1613	Short spigot	Diamond	200	92	Silver	1
LF1616	Short spigot	Square	200	92	Silver	1
KEY BLANKS						
GBLF92	Genuine key blanks					-
LF4	Copy blanks					-

Supplied with 2 keys.

Small 'T' Handles - 2 Hole Front Fix

CODE	PRODUCT	SPINDLE	DIFFERS	SERIES	FINISH	PACK
SMALL 'T' HANDLE						
LF1638	2 Hole front fix	Square	200	92	Chrome	1
KEY BLANKS						
GBLF92	Genuine key blanks					-
LF4	Copy blanks					-


Supplied with 2 keys.

Garage Handles for Cardale

CODE	PRODUCT	SPINDLE	DIFFERS	SERIES	FINISH	PACK
PATTERN EURO PROFILE LOCKING HANDLE						
GDH-CD068	Rectangular	-	-	-	Black	1
EUROLOCK ROUND BARREL						
GDH-CD074	Round barrel	-	-	-	Silver	1
KEY BLANKS						
LF32	Copy blanks					-


Supplied with 2 keys.

Mauer - President 71111 Safe Locks

CODE	PRODUCT	KEYS	FINISH	PACK
PRESIDENT 71111 SAFE LOCKS				
MU-71111-0330	President safe lock	2 x 65mm	Steel	1
MU-71111-0331	President safe lock	2 x 90mm	Steel	1
MU-71111-0358	President safe lock	2 x 120mm	Steel	1
MU-71111-0398	President safe lock	2 x 164mm	Steel	1


The mechanical key lock with 8 levers, key not removable when lock is open.
The high sales rate reflects this lock's success world-wide. User double bitted keys available 65, 90, 120, 164mm lengths, in nickel plated diecast.

- Approx. 280,000 theoretical variations.
- Lock with dead bolt for safes CEN 0-II.
- Standard footprint.
- Extra keys cut available.



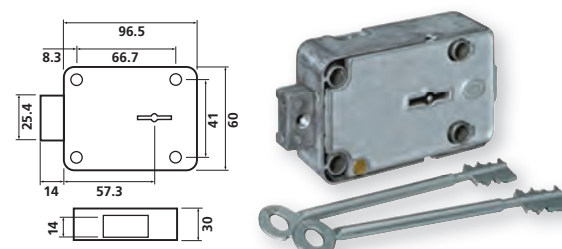
MU-71111-0331

Mauer - Praetor 70079 Safe Locks

CODE	PRODUCT	KEYS	FINISH	PACK
PRAETOR 70079 SAFE LOCKS				
MU-70079-0103	Praetor safe lock	2 x 120mm	Steel	1
MU-70079-0124	Praetor safe lock	2 x 164mm	Steel	1


The mechanical key lock with 11 levers, key not removable when lock is open.
User double bitted keys available 120, 164mm lengths, in nickel plated diecast.

- Standard footprint.
- Approx. 60 million theoretical variations.
- Lock with dead bolt for safes CEN III-V.
- Key carrier Servant K provides a further key variation on the standard keys.
- Extra keys cut available.

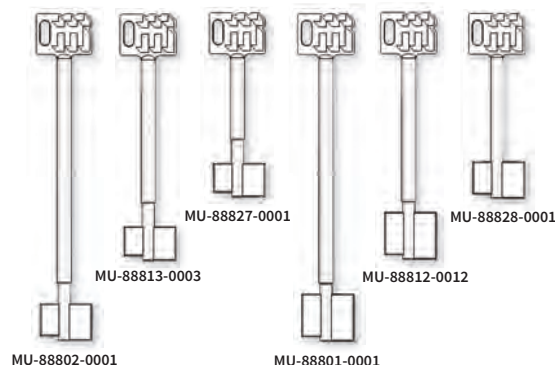


MU-70079-0103


Mauer - Safe Lock Key Blanks

CODE	PRODUCT	KEY LENGTH	FINISH	PACK
SAFE LOCK KEY BLANKS				
MU-88802-0001	President/Variator B blank	164mm	Steel	1
MU-88813-0003	President blank	120mm	Steel	1
MU-88827-0001	President blank	90mm	Steel	1
MU-88801-0001	Praetor/Variator B blank	164mm	Steel	1
MU-88812-0012	Praetor B/Variator A blank	120mm	Steel	1
MU-88828-0001	Variator A blank	90mm	Steel	1

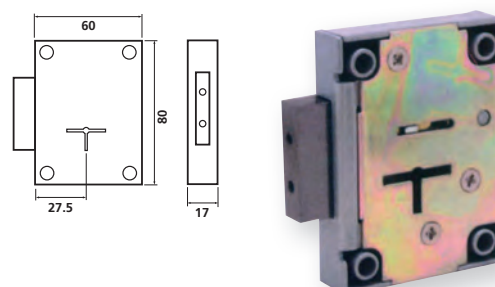
Extra keys cut available.



7 Lever Post Office Lock

CODE	PRODUCT	FINISH	PACK
7 LEVER SAFE/GUN CABINET/POST OFFICE LOCK			
WAS1311	Lock keyed differ	Steel	1


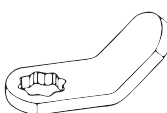

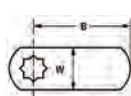



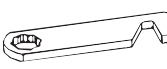
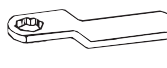
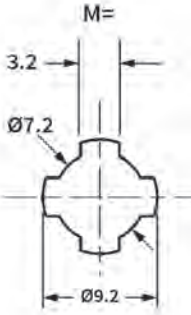


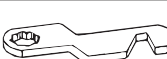



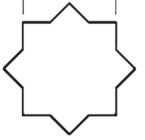
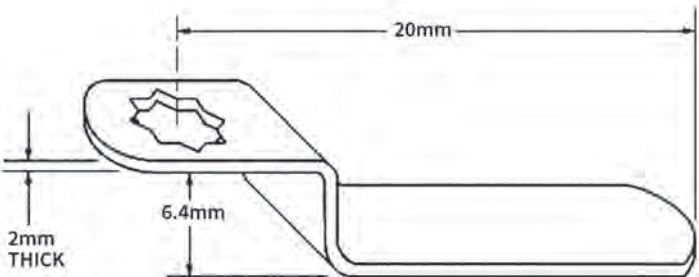
Supplied with 2 keys.



WAS1311

Cam Bars - Standard Cams & Mini Cams

UNDERSTANDING THE 7 FIGURE CAM REFERENCE

1st Number	2nd Number	3rd Number	4th & 5th Number		6th & 7th Number	
CAM PIERCING	CAM THICKNESS	SHAPE	DIMENSION 'A' IN 0.4mm INCREMENTS SEE BELOW		DIMENSION 'B' IN MILLIMETRES (mm)	
<div>6=</div> <div></div> <div>8 mm sq</div> <div>FOR STANDARD CAMLOCK</div>	2=2mm 3=2.8mm	0 <div></div>	<div></div> <div>A ≥ 6mm</div> <div>AMOUNT OF CRANK</div>		<div></div> <div>W</div> <div>B</div>	
		1 <div></div>	<div></div> <div>A ≤ 6mm</div>		<div></div> <div>W</div> <div>B</div> <div>20mm CAMS ONLY</div>	
		2 <div></div>	4th & 5th	SIZE IN	CAM	W = mm
		3 <div></div>	No.s	mm	TYPE	
<div>M=</div> <div></div> <div>3.2</div> <div>Ø7.2</div> <div>Ø9.2</div> <div>FOR MINI CAMLOCKS</div>	2=2mm 2.8mm NOT AVAILABLE FOR MINI AND 'T' CAMS	4 <div></div>	02	0.8	M	12.7
		5 <div></div>	04	1.6	T	14.3
		6 <div></div>	08	3.2	6	15.5
		7 <div></div>	12	4.8		
		8 <div></div>	14	5.6		
		9 <div></div>	16	6.4		
			20	7.9		
			24	9.5		
<div>T=</div> <div></div> <div>6.5 mm sq</div> <div>FOR OFFICE FURNITURE & SOME CAMLOCKS</div>	2=2mm 2.8mm NOT AVAILABLE FOR MINI AND 'T' CAMS	<div></div> <div>20mm</div> <div>6.4mm</div> <div>2mm THICK</div> <div>EXAMPLE: CAM 6241620</div> <div>STAR PIERCED</div> <div>2mm</div> <div>CRANKED</div> <div>'B'=20mm</div> <div>'A'=6.4mm CRANK</div>				

High Security Van Locks

Van Locks..... H.1 - H.2

Magnetic Key - Keying Kits..... H.3



YOUR KEY
SUPPLIER FOR
HIGH SECURITY VAN LOCKS



Page H.3

Keying Kit



Page A.1 - A.23

Cylinders

High Security Van Locks

DISec
DEFENDS THE FUTURE

KEYPRINT®
SECURITY LTD

MG845 & MG845M Additional Magnetic Key Security Locks

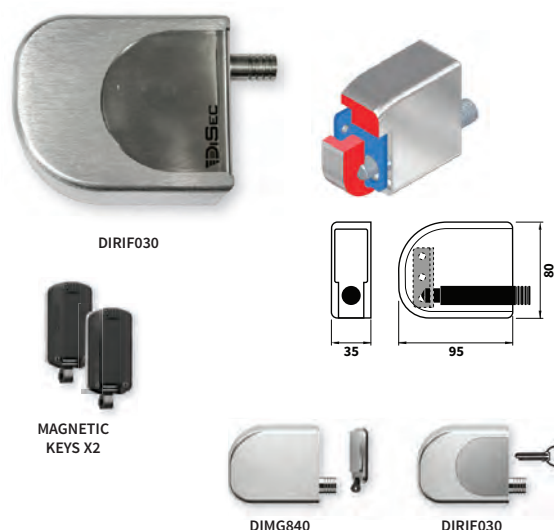


CODE	PRODUCT	TYPE	FINISH	PACK
MG845 & MG845M MAGNETIC KEY VAN LOCKS				
DIMG845	Standard van lock version	Boxed	SS	1
DIMG845-KA	Keyed Alike in pairs	Boxed	SS	2
DIMG845M	For Mercedes and VW vans	Boxed	SS	1
DIMG845M-KA	Keyed Alike in pairs	Boxed	SS	2

Hard and extremely resistant, the DIMG845 van lock is the ideal choice to upgrade the security of vans. The DIMG845M version has been designed to suit Mercedes Sprinter and VW Crafter rear doors. All you have to do is remove the Mercedes or VW badge on the rear door and the lock will fit neatly into the space.

- DIMG845 - Upgrades the security of your van.
- DIMG845M - Specifically designed to fit Mercedes Sprinter and VW Crafter vans.
- Exceptionally easy to fit.
- You can fit it to rear and side doors.
- Made of stainless steel, the lock is tough, resistant and weatherproof.
- Anti-pick magnetic key design.
- Additional keys available through our in-house workshop.
- If you want to gain repeat key business and increase your revenues, get the Disec magnetic keying kit DIKM0P85.
- Available keyed alike to other DIMG845/845M and to: DIMG850/850S, DIMG860 & OBD BLOCKERS.

RIF030 & MG840 Universal Additional Security Locks



CODE	PRODUCT	TYPE	FINISH	PACK
RIF030 & MG840 VAN LOCKS				
DIRIF030	Standard key version	Boxed	SS	1
DIMG840	Magnetic key version	Boxed	SS	1
DIMG840-KA	Keyed Alike in pairs	Boxed	SS	2

The DIRIF030 & DIMG840 can be fitted to vans, garage doors, gates etc. What's more? Because they are available keyed alike, your customers won't need to carry around a large bunch of keys anymore. The DIRIF030 fits a 30/10mm single euro cylinder (not included).

- With a stainless steel body, they are robust and secure.
- You won't need any special preparation or template to fit them.
- You can fit them to vans, gates, garage doors and much more.
- DIMG840 supplied with two magnetic keys.
- DIRIF030 supplied without cylinder.
- DIMG840 available keyed alike only to other DIMG840 locks.
- Additional keys available through our in-house workshop.
- If you want to gain repeat key business and increase your revenues, get the Disec magnetic keying kit DIKM0P20.



MG850 & MG850S Universal Additional Magnetic Key Security Locks




CODE	PRODUCT	TYPE	FINISH	PACK
MG850 & MG850S MAGNETIC KEY VAN LOCKS				
DIMG850	Standard locking	Boxed	SC	1
DIMG850-KA	Keyed Alike in pairs	Boxed	SC	2
DIMG850S	Spring latch/Nightlatch only	Boxed	SC	1
DIMG850S-KA	Keyed Alike in pairs	Boxed	SC	2

The DIMG850 boasts great resistance against drilling, picking and most common forms of attacks.

- Anti-pick magnetic key design.
- Supplied with two magnetic keys.
- Satin Chrome finish.
- Template to fit it to uneven doors.
- Additional keys available through our in-house workshop.
- If you want to gain repeat key business and increase your revenues, get the Disec magnetic keying kit DIKM0P85.
- Available keyed alike to other DIMG850/850S locks and to: DIMG845/845M, DIMG860 & OBD blockers.

MG860 Universal Additional Magnetic Key Security Lock

CODE	PRODUCT	TYPE	FINISH	PACK
MG860 MAGNETIC KEY VAN LOCK				
DIMG860	MG860 Van lock	Boxed	Black	1
DIMG860-KA	Keyed Alike in pairs	Boxed	Black	2

With a new design that securely covers the locking mechanism, the DIMG860 boasts exceptional protection against most common forms of attacks. The DIMG860 is a universal additional security lock that secures the rear and the side door of vans. Surface mounted on the outside of the door, it can be virtually fitted to any a van.

- Made of rust resistant materials.
- Fixings, screws, fitting instructions and drilling template included.
- A rubber gasket prevents scratches to van doors.
- Your lock won't jam with a V-shaped channel that prevents the build-up of dirt or grit inside the lock.
- Drill-resistant core & Anti-saw protection.
- Adjustable template for non-even doors.
- Additional keys available through our in-house workshop.
- If you want to gain repeat key business and increase your revenues, get the Disec magnetic keying kit DIKM0P85.
- Available keyed alike to other DIMG860 locks and to: DIMG850/850S, DIMG845/845M & OBD Blockers.



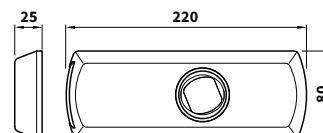
DIMG860




MAGNETIC KEYS X2



ADJUSTABLE TEMPLATE FOR NON-EVEN DOORS.



MG790 Ford Transit Custom Replock

CODE	PRODUCT	TYPE	FINISH	PACK
MG790 MAGNETIC KEY VAN LOCK				
DIMG790	MG790 Van lock for Ford	Boxed	SS	1

Made of stainless steel, the Disec MG790 Replock is a high-security direct retrofit for the Ford Transit Custom that prevents thieves from picking the driver's door open to gain access to your van.

- Direct retrofit for the OEM lock.
- Drill and pick resistant.
- Security rose included.
- Central locking system will still work.
- Comes with a security card.
- Supplied with two magnetic keys.
- Additional keys available through our in-house workshop.
- If you want to gain repeat key business and increase your revenues, get the Disec magnetic key kit DIKM0P55.
- Available keyed alike only to other DIMG790 locks.




DIMG790



MAGNETIC KEYS X2

MG780 Universal Slam Lock Replacement

CODE	PRODUCT	TYPE	FINISH	PACK
MG780 MAGNETIC KEY VAN LOCK				
DIMG780	MG780 Van lock	Boxed	SS	1

Made of stainless steel, the DIMG780 is a high-security universal retrofit/replacement for slam locks.


- Simple direct retrofit.
- High-security van lock. Drill and pick resistant.
- Supplied with two magnetic keys.
- Available keyed alike only to other DIMG780 locks.
- Stainless steel.



DIMG780



MAGNETIC KEYS X2



Gain returning customers with the Magnetic Key Kits

- Make additional keys.
- Create keyed alike keys.
- See next page.

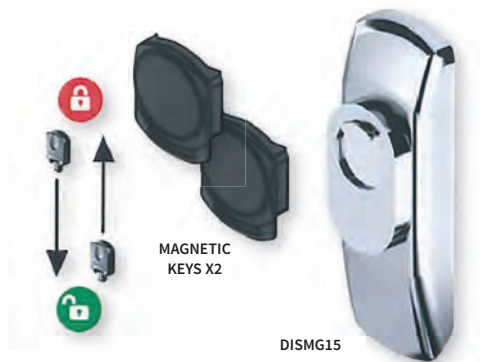
NEW



OBD Blockers Available

Contact sales for more information

MMSG15 Magnetic Key Van Lock Cylinder Guard



CODE	PRODUCT	TYPE	FINISH	PACK
MMSG15 MAGNETIC KEY VAN LOCK CYLINDER GUARD				
DIMSG15	Standard van lock version	Boxed	SS	1

Your customer's already got a new security lock? The DIMSG15 fits perfectly on top of the cylinder and protects it against drilling, picking and snapping.

- Resistant to drilling, snapping and pulling.
- Anti-pick magnetic key design.
- Supplied with two magnetic keys.
- Available keyed alike.
- Extra keys available from the factory.

Magnetic Key - Keying Kit For MG790



CODE	PRODUCT	KEYS	TYPE	PACK
MAGNETIC KEYING KIT				
DIKM0P55-10	For MG790 lock	10	Boxed	1
DIKM0P55	For MG790 lock	20	Boxed	1

With the Disec Magnetic Key Kit, you can make sure that your van lock sales and fitting services will never be a one-off. With the key replacement kit, your customers will keep coming back to you every time they need to replace a key or get a spare for a new driver.

- Includes 10 or 20 magnetic keys and instructions to duplicate magnetic keys.
- To duplicate keys for the Disec DIMG790 Ford Transit Custom relock.

Magnetic Key - Keying Kit For MG850/MG850S, MG845/MG845M & MG860



CODE	PRODUCT	KEYS	TYPE	PACK
MAGNETIC KEYING KITS				
DIKM0P85-10	For MG850, MG845 & MG860 locks	10	Boxed	1
DIKM0P85	For MG850, MG845 & MG860 locks	20	Boxed	1

With the Disec Magnetic Key Kit, you can make sure that your van lock sales and fitting services will never be a one off. With the key replacement kit, your customers will keep coming back to you every time they need to replace a key or get a spare for a new driver.

- For MG850/MG850S, MG845/MG845M & MG860.
- Includes 10 or 20 magnetic keys and instructions to duplicate magnetic keys.

Magnetic Key - Keying Kit For MG840



CODE	PRODUCT	KEYS	TYPE	PACK
MAGNETIC KEYING KITS				
DIKM0P20-10	For MG840 locks	10	Boxed	1
DIKM0P20	For MG840 locks	20	Boxed	1

With the Disec Magnetic Key Kit, you can make sure that your van lock sales and fitting services will never be a one off. With the key replacement kit, your customers will keep coming back to you every time they need to replace a key or get a spare for a new driver.

- Specific for MG840 lock.
- Includes 10 or 20 magnetic keys and instructions to duplicate magnetic keys.

Locking Boxes

Traka21 - Key Management.....	I.1
Key Cabinets.....	I.2 - I.3
Key Safes.....	I.3
K2 Key Cabinets.....	I.3
Safes.....	I.4 - I.6
Fire Resistant Filing Cabinets.....	I.7

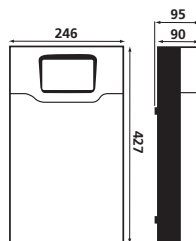


YOUR KEY
SUPPLIER FOR
LOCKING BOXES

Traka21 - Stand-Alone Key Management System



AYTRAKA21



Traka21 iFob & Security Seal

Once attached to an iFob with a robust security seal, individual keys or keysets are assigned a specific receptor within the Traka cabinet and locked in place until released by an authorised user. The secure one-time security seal is cost-effective and simple to apply.



CODE	PRODUCT	PACK
TRAKA 21		
AYTRAKA21	Stand-Alone Key Management System	1

Traka21's innovative plug and play system provides small to medium size businesses with the very latest in intelligent key management.

Simple, efficient and cost-effective, Traka21 helps trace and account for every key or keyset, which are individually locked in place, ensuring that critical business operations are never jeopardised.

Operation:

- Stand-alone Plug & Play solution with advanced RFID technology.
- Touchscreen interface.
- PIN access to designated keys or keysets which are individually locked in place.
- Keys are securely attached using special security seals.
- Simple to configure through setup wizard.
- No requirement for network connection or PC.
- Concealed robust fixing points allow secure wall fixing.
- Mains operated with optional battery backup.

Features:

- User, key and access rights administration.
- Multilingual functionality.
- Screen based audit trail and reporting capability or export via USB port.
- 21 robust, long-life iFobs with security seals.
- 21 locking receptors with LEDs.
- Robust and compact aluminium & ABS housing with no exposed hinges or obvious access points.
- Manual override and door release functions in case of emergency.
- Audible alarms.



User is required to enter his/her unique PIN code to gain access to the cabinet.




All keys and keysets are individually locked by the Traka21 unit. Green LEDs indicate those keys to which this user has access. The user cannot remove keys highlighted by the Red LEDs which continue to remain locked in place.

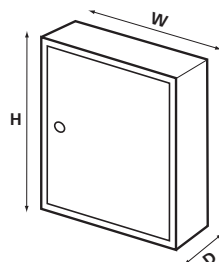


Amber light indicates return position.

Key Cabinets - Economy

CODE	PRODUCT	FINISH	H mm	W mm	D mm	PACK
ECONOMY KEY CABINETS						
JOKC20E	20 Hooks	Beige	200	155	60	1
JOKC50E	50 Hooks	Beige	300	240	60	1
JOKC108E	108 Hooks	Beige	240	240	75	1

- Cabinets include the plastic rings and numbered hooks.
- Supplied with 2 keys.
- Includes key tags and fixings.



JOKC20E



JOKC50E

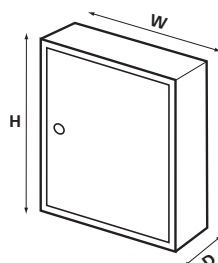


JOKC108E

Key Cabinets

CODE	PRODUCT	FINISH	H mm	W mm	D mm	PACK
KEY CABINETS						
JOKC20	20 Hooks	Beige	200	155	60	1
JOKC30	30 Hooks	Beige	200	155	60	1
JOKC42	42 Hooks	Beige	290	215	60	1
JOKC68	68 Hooks	Beige	390	300	60	1
JOKC70	70 Hooks	Beige	290	215	60	1
JOKC105	105 Hooks	Beige	475	350	60	1
JOKC148	148 Hooks	Beige	390	300	120	1
JOKC203	203 Hooks	Beige	475	350	120	1

- Cabinets include the plastic rings and numbered hooks.
- Supplied with 2 keys.
- Includes key tags and fixings.



JOKC20



JOKC30



JOKC42



JOKC68



JOKC70



JOKC105



JOKC148

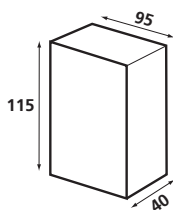


JOKC203

Dial Combination Key Safe



KC-KSC1K



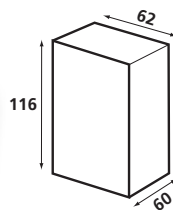
CODE	PRODUCT	FINISH	PACK
DIAL COMBINATION KEY SAFE			
KC-KSC1K	Height 115 x Width 95 x Depth 40mm	Ivory	1

- 4 Dial resettable combination.
- 10,000 Combination differs.
- Easy to install.
- Fixings included.
- Reduces risk of being locked out.
- Keeps keys away from children.
- 115 x 95 x 40mm.

Push Button Key Safe



KC-KSC2K

WEATHER
RESISTANT COVER

CODE	PRODUCT	FINISH	PACK
PUSH BUTTON KEY SAFE			
KC-KSC2K	Height 116 x Width 62 x Depth 60mm	Ivory	1

12 Digit push button digital combination. Code can be set from 1-12 digits. Supplied with a heavy duty weather resistant rubber cover to protect the key safe. This also helps with reducing the visibility to potential thieves.

- Larger design to store bulkier bunches of keys, or car fobs.
- Two internal hooks allow for more convenient and accessible storage of keys.
- Wall mounted - Supplied complete with fixings.
- 116 x 62 x 60mm.

K2 Key Cabinets

- Coloured adjustable hook bars with numbered strips.
- Strong cylinder lock supplied with two keys.
- Locks available with electronic or mechanical combination.
- Removable control index.
- Colour coded numbered keys tags.
- Durable powder coating finish.
- Pre-Drilled fixing holes for wall mounting.
- Range consisting of 25-1,500 key capacity.
- Ivory finish.

Special
Order

SECURITY



K2-SC-KC30

HIGH SECURITY



K2-HS-KC100

VIEW CABINET



K2-VC-KC50

DEEP CABINET




K2-DC-KC100

PADLOCK CABINET



K2-PC-KC25

FLOOR STANDING



FLOOR STANDING

CODE	HOOKS	WEIGHT	H mm	W mm	D mm	PACK
SECURITY						
*K2-SC-KC30	30 Key hook capacity	3kg	310	225	80	1
*K2-SC-KC35	35 Key hook capacity	4kg	320	245	85	1
*K2-SC-KC64	64 Key hook capacity	6kg	450	300	80	1
HIGH SECURITY						
*K2-HS-KC60	60 Key hook capacity	24kg	436	460	120	1
*K2-HS-KC100	100 Key hook capacity	32kg	636	460	120	1
*K2-HS-KC150	150 Key hook capacity	42kg	636	460	200	1
VIEW CABINETS						
*K2-VC-KC30	30 Key hook capacity	5kg	350	380	80	1
*K2-VC-KC40	40 Key hook capacity	6kg	450	380	80	1
*K2-VC-KC50	50 Key hook capacity	7kg	550	380	80	1
DEEP CABINETS						
*K2-DC-KC50	50 Key/bunch hook capacity	7kg	350	380	140	1
*K2-DC-KC100	100 Key/bunch hook capacity	10kg	550	380	140	1
*K2-DC-KC200	200 Key/bunch hook capacity	17kg	550	730	140	1
PADLOCK CABINETS						
*K2-PC-KC25	25 Padlock capacity	6kg	350	300	140	1
*K2-PC-KC50	50 Padlock capacity	10kg	550	380	140	1
*K2-PC-KC100	100 Padlock capacity	17kg	550	730	140	1
FLOOR STANDING						
*K2-FS-KC900	900 Key hook capacity	300kg	800	635	560	1
*K2-FS-KC1200	1200 Key hook capacity	300kg	1000	635	560	1
*K2-FS-KC1500	1500 Key hook capacity	310kg	1200	635	560	1

Other sizes are available.

*Non-Standard Stock Item Check Availability.
All Combination and Digital Lock Versions to Special Order.
Please note some models are key lock only. Contact sales
for more information.

Guardian S2 - Key Locking & Digital Electronic Locking

CODE	SIZE	EXTERNAL SIZE HEIGHT x WIDTH x DEPTH	INTERNAL SIZE HEIGHT x WIDTH x DEPTH	VOLUME	WEIGHT	SHELVES	PACK
GUARDIAN S2 - KEY LOCK							
GS-400	0	275 x 325 x 325mm	200 x 250 x 225mm	11 litres	26 kg	1	1
GS-401	1	330 x 450 x 380mm	255 x 375 x 285mm	27 litres	40 kg	1	1
GS-402	2	430 x 360 x 400mm	355 x 285 x 295mm	30 litres	41 kg	1	1
GS-403	3	470 x 490 x 410mm	385 x 375 x 295mm	42 litres	56 kg	1	1
GS-403D	3 Deep*	470 x 490 x 545mm	385 x 375 x 430mm	62 litres	72 kg	1	1
GS-404	4	660 x 490 x 410mm	575 x 375 x 295mm	63 litres	73 kg	2	1
GS-405	5	860 x 490 x 410mm	775 x 375 x 295mm	85 litres	91 kg	2	1
GUARDIAN S2 - DIGITAL ELECTRONIC LOCK							
GS-400E	0	275 x 325 x 325mm	200 x 250 x 225mm	11 litres	26 kg	1	1
GS-401E	1	330 x 450 x 380mm	255 x 375 x 285mm	27 litres	40 kg	1	1
GS-402E	2	430 x 360 x 400mm	355 x 285 x 295mm	30 litres	41 kg	1	1
GS-403E	3	470 x 490 x 410mm	385 x 375 x 295mm	42 litres	56 kg	1	1
GS-400DE	3 Deep*	470 x 490 x 545mm	385 x 375 x 430mm	62 litres	72 kg	1	1
GS-404E	4	660 x 490 x 410mm	575 x 375 x 295mm	63 litres	73 kg	2	1
GS-405E	5	860 x 490 x 410mm	775 x 375 x 295mm	85 litres	91 kg	2	1

- Independently tested & certified against attack by LPCB to European Standard EN14450.
- Approved by the Association of Insurance Surveyors (Ais).
- 30 minute fire resistance.
- High security keylock tested to European Standard EN1300.
- Interior options include shelves, drawers and cupboards.
- Bespoke sizes, interiors and finishes available.
- *Ideal for cash drawers.



Paramount - Key Locking & Digital Electronic Locking

CODE	SIZE	EXTERNAL SIZE HEIGHT x WIDTH x DEPTH	INTERNAL SIZE HEIGHT x WIDTH x DEPTH	VOLUME	WEIGHT	SHELVES	PACK
PARAMOUNT - KEY LOCK							
GS-500	0	380 x 328 x 359mm	280 x 228 x 222mm	14 litres	85 kg	1	1
GS-501	1	481 x 430 x 429mm	381 x 330 x 292mm	37 litres	140 kg	1	1
GS-502	2	608 x 430 x 429mm	508 x 330 x 292mm	49 litres	165 kg	2	1
GS-503	3	735 x 532 x 556mm	635 x 432 x 419mm	115 litres	245 kg	2	1
GS-504	4	864 x 557 x 594mm	762 x 457 x 457mm	159 litres	300 kg	2	1
GS-505	4	660 x 490 x 410mm	575 x 375 x 295mm	63 litres	73 kg	2	1
PARAMOUNT - DIGITAL ELECTRONIC LOCK							
GS-500E	0	380 x 328 x 359mm	280 x 228 x 222mm	14 litres	85 kg	1	1
GS-501E	1	481 x 430 x 429mm	381 x 330 x 292mm	37 litres	140 kg	1	1
GS-502E	2	608 x 430 x 429mm	508 x 330 x 292mm	49 litres	165 kg	2	1
GS-503E	3	735 x 532 x 556mm	635 x 432 x 419mm	115 litres	245 kg	2	1
GS-504E	4	864 x 557 x 594mm	762 x 457 x 457mm	159 litres	300 kg	2	1
GS-505E	4	660 x 490 x 410mm	575 x 375 x 295mm	63 litres	73 kg	2	1

- Approved by the Association of Insurance Surveyors (Ais).
- 30 minute fire resistance.
- High security keylock tested to European Standard EN1300.
- Interior options include shelves, drawers and cupboards.
- Bespoke sizes, interiors and finishes available.



Britannia Eurograde 0 - Key Locking & Digital Electronic Locking



BS EN 1143-1: 2012
Certified ref. 1106a/01



CODE	SIZE	EXTERNAL SIZE HEIGHT x WIDTH x DEPTH	INTERNAL SIZE HEIGHT x WIDTH x DEPTH	VOLUME	WEIGHT	SHELVES	PACK
BRITANNIA EUROGRADE 0 - KEY LOCK							
GS-600	0	455 x 405 x 370mm	355 x 305 x 220mm	24 litres	112 kg	1	1
GS-601	1	455 x 455 x 457mm	355 x 335 x 307mm	39 litres	146 kg	1	1
GS-602	2	585 x 405 x 457mm	485 x 305 x 307mm	45 litres	168 kg	2	1
GS-603	3	685 x 520 x 607mm	585 x 420 x 457mm	112 litres	260 kg	2	1
GS-604	4	800 x 550 x 632mm	700 x 450 x 482mm	152 litres	315 kg	2	1
GS-605	5	1000 x 610 x 707mm	900 x 510 x 557mm	256 litres	441 kg	2	1
BRITANNIA EUROGRADE 0 - DIGITAL ELECTRONIC LOCK							
GS-600E	0	455 x 405 x 370mm	355 x 305 x 220mm	24 litres	112 kg	1	1
GS-601E	1	455 x 455 x 457mm	355 x 335 x 307mm	39 litres	146 kg	1	1
GS-602E	2	585 x 405 x 457mm	485 x 305 x 307mm	45 litres	168 kg	2	1
GS-603E	3	685 x 520 x 607mm	585 x 420 x 457mm	112 litres	260 kg	2	1
GS-604E	4	800 x 550 x 632mm	700 x 450 x 482mm	152 litres	315 kg	2	1
GS-605E	5	1000 x 610 x 707mm	900 x 510 x 557mm	256 litres	441 kg	2	1

- Independently tested & certified against attack by LPCB to European Standard EN1143.
- Approved by the Association of Insurance Surveyors (Ais).
- 30 minute fire resistance.
- High security keylock tested to European Standard EN1300.
- Interior options include shelves, drawers and cupboards.
- Bespoke sizes, interiors and finishes available.



Eurograde 1 - Key Locking & Digital Electronic Locking



ULS 1182 Issue 06
Certified ref. 954b/06





CODE	SIZE	EXTERNAL SIZE HEIGHT x WIDTH x DEPTH	INTERNAL SIZE HEIGHT x WIDTH x DEPTH	VOLUME	WEIGHT	SHELVES	PACK
EUROGRADE 1 - KEY LOCK							
GS-100	0	455 x 405 x 370mm	355 x 305 x 180mm	19 litres	98 kg	1	1
GS-101	1	455 x 455 x 465mm	355 x 355 x 275mm	35 litres	118 kg	1	1
GS-102	2	585 x 405 x 465mm	485 x 305 x 275mm	40 litres	131 kg	1	1
GS-103	3	685 x 520 x 615mm	585 x 420 x 425mm	105 litres	207 kg	2	1
GS-104	4	800 x 550 x 640mm	700 x 450 x 450mm	142 litres	247 kg	2	1
GS-105	5	1000 x 610 x 715mm	900 x 510 x 525mm	240 litres	337 kg	2	1
GS-106	6	1200 x 610 x 715mm	1100 x 510 x 525mm	295 litres	394 kg	2	1
GS-107	7	1400 x 610 x 715mm	1300 x 510 x 525mm	348 litres	447 kg	2	1
EUROGRADE 1 - DIGITAL ELECTRONIC LOCK							
GS-100E	0	455 x 405 x 370mm	355 x 305 x 180mm	19 litres	98 kg	1	1
GS-101E	1	455 x 455 x 465mm	355 x 355 x 275mm	35 litres	118 kg	1	1
GS-102E	2	585 x 405 x 465mm	485 x 305 x 275mm	40 litres	131 kg	1	1
GS-103E	3	685 x 520 x 615mm	585 x 420 x 425mm	105 litres	207 kg	2	1
GS-104E	4	800 x 550 x 640mm	700 x 450 x 450mm	142 litres	247 kg	2	1
GS-105E	5	1000 x 610 x 715mm	900 x 510 x 525mm	240 litres	337 kg	2	1
GS-106E	6	1200 x 610 x 715mm	1100 x 510 x 525mm	295 litres	394 kg	2	1
GS-107E	7	1400 x 610 x 715mm	1300 x 510 x 525mm	348 litres	447 kg	2	1

- Independently tested and certified against attack by LPCB to European Standard EN1143.
- Approved by the Association of Insurance Surveyors (Ais).
- 60 minute fire tested and certified by SP Laboratory.
- High security keylock tested to European Standard EN1300.
- Intelligent time delay and programmable locking options.
- Interior options include shelves, drawers and cupboards.
- Bespoke sizes, interiors and finishes available.



Eurograde 2 - Key Locking & Digital Electronic Locking



CODE	SIZE	EXTERNAL SIZE HEIGHT x WIDTH x DEPTH	INTERNAL SIZE HEIGHT x WIDTH x DEPTH	VOLUME	WEIGHT	SHELVES	PACK
EUROGRADE 2 - KEY LOCK							
GS-1701	1	485 x 485 x 498mm	335 x 355 x 275mm	35 litres	178 kg	1	1
GS-1702	2	615 x 435 x 498mm	485 x 305 x 275mm	40 litres	186 kg	1	1
GS-1703	3	715 x 550 x 648mm	585 x 420 x 425mm	104 litres	284 kg	2	1
GS-1704	4	830 x 580 x 673mm	700 x 450 x 450mm	142 litres	339 kg	2	1
GS-1705	5	1030 x 640 x 748mm	900 x 510 x 525mm	240 litres	454 kg	2	1
GS-1706	6	1230 x 640 x 748mm	1100 x 510 x 525mm	294 litres	514 kg	2	1
GS-1707	7	1430 x 640 x 748mm	1300 x 510 x 525mm	384 litres	579 kg	2	1
GS-1708	8	1730 x 800 x 693mm	1600 x 670 x 470mm	503 litres	738 kg	2	1
EUROGRADE 2 - DIGITAL ELECTRONIC LOCK							
GS-1701E	1	485 x 485 x 498mm	335 x 355 x 275mm	35 litres	178 kg	1	1
GS-1702E	2	615 x 435 x 498mm	485 x 305 x 275mm	40 litres	186 kg	1	1
GS-1703E	3	715 x 550 x 648mm	585 x 420 x 425mm	104 litres	284 kg	2	1
GS-1704E	4	830 x 580 x 673mm	700 x 450 x 450mm	142 litres	339 kg	2	1
GS-1705E	5	1030 x 640 x 748mm	900 x 510 x 525mm	240 litres	454 kg	2	1
GS-1706E	6	1230 x 640 x 748mm	1100 x 510 x 525mm	294 litres	514 kg	2	1
GS-1707E	7	1430 x 640 x 748mm	1300 x 510 x 525mm	384 litres	579 kg	2	1
GS-1708E	8	1730 x 800 x 693mm	1600 x 670 x 470mm	503 litres	738 kg	2	1



- Independently tested and certified against attack by VdS to European Standard EN1143.
- Approved by the Association of Insurance Surveyors (Ais).
- 60 minute fire tested and certified by SP Laboratory.
- High security keylock tested to European Standard EN1300.
- Intelligent time delay and programmable locking options.
- Interior options include shelves, drawers and cupboards.
- Bespoke sizes, interiors and finishes available.



Eurograde 3 - Key Locking & Digital Electronic Locking

CODE	SIZE	EXTERNAL SIZE HEIGHT x WIDTH x DEPTH	INTERNAL SIZE HEIGHT x WIDTH x DEPTH	VOLUME	WEIGHT	SHELVES	PACK
EUROGRADE 3 - KEY LOCK							
GS-351	1	485 x 485 x 498mm	335 x 355 x 275mm	35 litres	178 kg	1	1
GS-352	2	615 x 435 x 498mm	485 x 305 x 275mm	40 litres	186 kg	1	1
GS-353	3	715 x 550 x 648mm	585 x 420 x 425mm	104 litres	284 kg	2	1
GS-354	4	830 x 580 x 673mm	700 x 450 x 450mm	142 litres	339 kg	2	1
GS-355	5	1030 x 640 x 748mm	900 x 510 x 525mm	240 litres	454 kg	2	1
GS-356	6	1230 x 640 x 748mm	1100 x 510 x 525mm	294 litres	514 kg	2	1
GS-357	7	1430 x 640 x 748mm	1300 x 510 x 525mm	384 litres	579 kg	2	1
GS-358	8	1730 x 800 x 693mm	1600 x 670 x 470mm	503 litres	738 kg	2	1
EUROGRADE 3 - DIGITAL ELECTRONIC LOCK							
GS-351E	1	485 x 485 x 498mm	335 x 355 x 275mm	35 litres	178 kg	1	1
GS-352E	2	615 x 435 x 498mm	485 x 305 x 275mm	40 litres	186 kg	1	1
GS-353E	3	715 x 550 x 648mm	585 x 420 x 425mm	104 litres	284 kg	2	1
GS-354E	4	830 x 580 x 673mm	700 x 450 x 450mm	142 litres	339 kg	2	1
GS-355E	5	1030 x 640 x 748mm	900 x 510 x 525mm	240 litres	454 kg	2	1
GS-356E	6	1230 x 640 x 748mm	1100 x 510 x 525mm	294 litres	514 kg	2	1
GS-357E	7	1430 x 640 x 748mm	1300 x 510 x 525mm	384 litres	579 kg	2	1
GS-358E	8	1730 x 800 x 693mm	1600 x 670 x 470mm	503 litres	738 kg	2	1



- Independently tested and certified against attack by LPCB to European Standard EN1143.
- Approved by the Association of Insurance Surveyors (Ais).
- 60 minute fire tested and certified by SP Laboratory.
- High security keylock tested to European Standard EN1300.
- Intelligent time delay and programmable locking options.
- Interior options include shelves, drawers and cupboards.
- Bespoke sizes, interiors and finishes available.



2-Hour Fire Resistant Filing Cabinets - Key Locking & Digital Electronic Locking



CODE	SIZE	EXTERNAL SIZE HEIGHT x WIDTH x DEPTH	INTERNAL SIZE HEIGHT x WIDTH x DEPTH	VOLUME	WEIGHT	SHELVES	PACK
GUARDIAN FIRE FILES - TWO HOURS - KEY LOCK							
GS-2D-2H	2	844 x 566 x 700mm	280 x 388 x 499mm	-	200 kg	2	1
GS-3D-2H	3	1226 x 566 x 700mm	280 x 388 x 499mm	-	305 kg	3	1
GS-4D-2H	4	1608 x 566 x 700mm	280 x 388 x 499mm	-	425 kg	4	1
GUARDIAN FIRE FILES - TWO HOURS - ELECTRONIC							
GS-2D-2HE	2	844 x 566 x 700mm	280 x 388 x 499mm	-	200 kg	2	1
GS-3D-2HE	3	1226 x 566 x 700mm	280 x 388 x 499mm	-	305 kg	3	1
GS-4D-2HE	4	1608 x 566 x 700mm	280 x 388 x 499mm	-	425 kg	4	1

- Tested and Certified by Underwriters Laboratories of USA.
- Certified and Listed by SP Laboratory of Sweden.
- 2 Hour Fire Tested for Paper at 1,010°C.
- Independent Impact Drop Test from 9 metres.
- 6 Lever Security Locking and Emergency Latch.
- Double Extension Sliding Drawers.
- Digital Electronic Locking Option.



1-Hour Fire Resistant Filing Cabinets - Key Locking & Digital Electronic Locking



CODE	SIZE	EXTERNAL SIZE HEIGHT x WIDTH x DEPTH	INTERNAL SIZE HEIGHT x WIDTH x DEPTH	VOLUME	WEIGHT	SHELVES	PACK
GUARDIAN FIRE FILES - 1 HOUR - KEY LOCK							
GS-2D-1H	2	778 x 534 x 665mm	280 x 388 x 499mm	-	175 kg	2	1
GS-3D-1H	3	1156 x 534 x 665mm	280 x 388 x 499mm	-	275 kg	3	1
GS-4D-1H	4	1534 x 534 x 665mm	280 x 388 x 499mm	-	375 kg	4	1
GUARDIAN FIRE FILES - 1 HOUR - ELECTRONIC							
GS-2D-1HE	2	778 x 534 x 665mm	280 x 388 x 499mm	-	175 kg	2	1
GS-3D-1HE	3	1156 x 534 x 665mm	280 x 388 x 499mm	-	275 kg	3	1
GS-4D-1HE	4	1534 x 534 x 665mm	280 x 388 x 499mm	-	375 kg	4	1

- Tested and Certified by Underwriters Laboratories of USA.
- One Hour Fire Tested for Paper at 1,010°C.
- 6 Lever Security Locking and Emergency Latch.
- Double Extension Sliding Drawers.
- Digital Electronic Locking Option.



Architectural Hardware

Panic Exit Devices.....J.1 - J.4

Door ClosersJ.5 - J.6

Door Automation.....J.7



YOUR KEY
SUPPLIER FOR
ARCHITECTURAL HARDWARE

Product Guide

EXIT DEVICE PRODUCT VERSION	PRODUCTS						
	BT376	BT378	BT379E-N**	BT377	BT372E	BT1438	BT389E-N
Vertical Panic Bolt	✓	-	-	-	-	-	-
Rim panic latch	-	✓	-	-	-	-	-
Double rebated door panic set	-	-	-	✓	-	-	-
Mortice panic nightlatch**	-	-	✓	-	-	-	-
Push pad vertical bolt	-	-	-	-	✓	-	-
Push pad rim latch	-	-	-	-	-	✓	-
Push pad mortice nightlatch	-	-	-	-	-	-	✓
APPLICATIONS	BT376	BT378	BT379E-N**	BT377	BT372E	BT1438	BT389E-N
Panic Application EN 1125 For use on double doors plain meeting stiles							
1st Leaf	✓	-	✓	-	-	-	-
2nd Leaf	✓	-	-	-	-	-	-
For use on double doors rebated meeting stiles							
1st Opening leaf	-	✓	✓	✓	-	-	-
2nd Opening leaf	-	-	-	✓	-	-	-
Panic Application EN 179 For use on double doors plain meeting stiles							
1st Leaf	-	-	-	-	✓	-	✓*
2nd Leaf	-	-	-	-	✓	-	-
For use on double doors rebated meeting stiles							
1st Opening leaf	-	-	-	-	-	✓	✓
2nd Opening leaf	-	-	-	-	✓	-	-
FEATURES	BT376	BT378	BT379E-N**	BT377	BT372E	BT1438	BT389E-N
Surface mounted	✓	✓	✓	✓	✓	✓	✓
Adjustable shoots for variable fixing	✓	-	-	✓	✓	-	-
Cross bar or shoots supplied with loose end plugs enabling these to be cut to size on site	✓	✓	✓	✓	✓	-	-
Self handed	✓	-	-	-	✓	-	-
Easy on site handing	-	✓	✓	✓	-	✓	✓
Handed - specify when ordering	-	✓	-	✓	-	✓	-
Metal door variant available	✓	✓	✓		✓	✓	✓

*With rebate kit. **C/W Euro Profile Mortice Latch 76mm (Cylinder Not Included).

European Standards Guide

A GUIDE TO EUROPEAN STANDARDS



Panic Exit Devices EN 1125 The most important thing you must consider when specifying panic exit hardware is who might be in the building in the event of an emergency.

For buildings to which members of the public have access or non-public areas where personnel have not been trained in the location and operation of the buildings exit devices only products conforming to EN 1125 must be specified and installed.

If you are in any doubt about the buildings use or occupants ALWAYS use products that conform to EN 1125.

Panic Application - EN 1125

A panic application is where the exit door is used by the public and provides "safe and effective escape through the doorway with minimum effort and without prior knowledge of operation".

For example:

- Theatres.
- Shops.
- Schools.
- Hospitals.
- Cinemas.



Emergency Exit Devices EN 179 products should never be used in areas open to the general public.

EN 179 products are only intended for use by personnel who are fully aware of the escape routes and have been trained to operate this device.

Emergency Application - EN 179

An emergency application is where the exit door is in a low occupancy environment and will only be used by trained personnel.

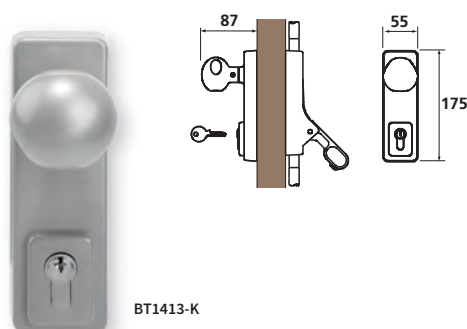
For example: a place of work, never accessed by the public or people unfamiliar with the escape drill.

Products used in emergency applications require only a single point of operation e.g. push pads or levers.

For example:

- Offices.
- Private Flats and Apartments.
- Store Rooms / Boiler Rooms.

External Access Device - Knob



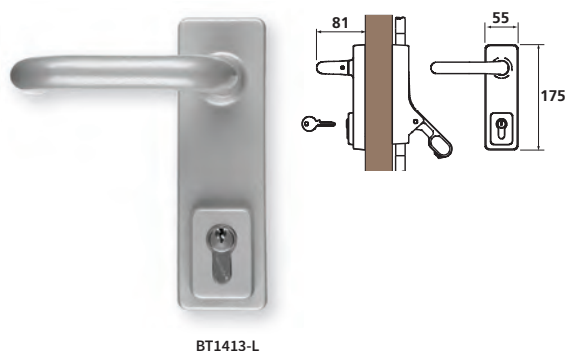
BT1413-K

CODE	PRODUCT	DOOR SIZE	DOOR	FINISH	PACK
KNOB DEVICE					
BT1413-K	Knob Device	Any	Single/Double	Silver	1

The knob variant has ergonomic design providing improved grip in wet conditions. It is non-handed and is less susceptible to abuse but not recommended for DDA applications.

- Cylinder included.

External Access Device - Lever



BT1413-L


CODE	PRODUCT	DOOR SIZE	DOOR	FINISH	PACK
LEVER DEVICE					
BT1413-L	Lever Device	Any	Single/Double	Silver	1

A combination of market trends and the effect of The Disability Discrimination Act (DDA) has resulted in an increase in market demand for lever operation.

The lever is secured to the Outside Access Device OAD by a special shear screw designed to fail if the lever is severely abused (e.g. an attempted break in or vandalism) ensuring the mechanism is protected from damage. The shear pin can then be simply replaced to restore normal operation. Lever supplied loose to allow easy on-site handling.

- Cylinder included.

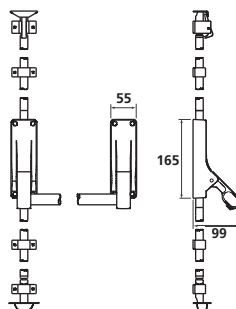
Vertical Panic Bolt

CODE	PRODUCT	DOOR SIZE UP TO	DOOR	FINISH	PACK
VERTICAL PANIC BOLT					
BT376	Vertical Panic Bolt	2500 x 1300mm	Single/ Double	Silver	1




The vertical panic bolt is operated by a horizontal push bar, which when pushed in a downward arc withdraws the bolts, releasing the door for immediate escape in the event of an emergency.

- Two point locking for extra security.
- Anti-thrust device, prevents unauthorised retraction of the latch bolt.
- Suitable for use on single and double door applications.
- Self-handed - will suit both left and right handed doors.
- Suitable for doors up to 2500mm high x 1300mm wide.
- Adjustable top and bottom shoots.
- Supplied with an easy clean socket.



BT376

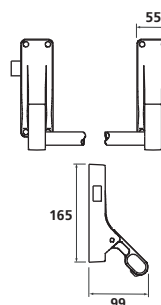
Reversible Rim Panic Latch

CODE	PRODUCT	DOOR SIZE	DOOR	FINISH	PACK
REVERSIBLE RIM PANIC LATCH					
BT378	Rim Panic Latch	1300mm	Single/ Double	Silver	1




The reversible rim panic latch is operated by a horizontal push bar, which when pushed in a downward arc withdraws the bolts, releasing the door for immediate escape in the event of an emergency.

- Suitable for use on single doors and the first opening leaf of double doors with rebated meeting stiles.
- Supplied in left or right hand, but can be reversed on site.
- Suitable for doors up to 1300mm wide.
- Double door strike available for double rebated door applications.
- Available with manual dogging (hold open).
- Can be used with rim cylinder fitted to the outside of the door.



BT378

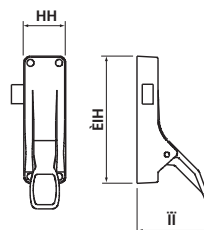
Reversible Push Pad Rim Latch

CODE	PRODUCT	DOOR SIZE	DOOR	FINISH	PACK
REVERSIBLE PUSH PAD RIM LATCH					
BT1438	Push Pad Rim Latch	1300mm	Single/ Double	Silver	1



When operated withdraws the latch, releasing the door for immediate escape in the event of an emergency.

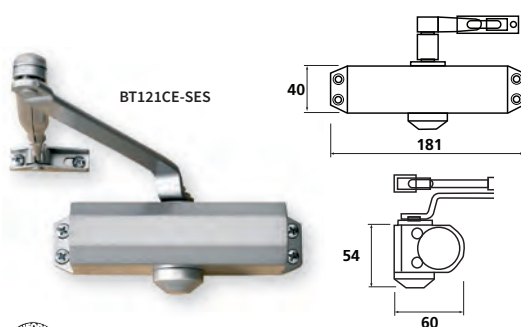
- Pad operated rim latch.
- Suitable for use on single doors and the first opening leaf of double rebated door applications.
- Supplied in left or right hand, but can be reversed on site.
- Suitable for doors up to 1300mm wide.
- Security - Grade 3: 2,000 Newtons.
- Double door strike available for double rebated door applications.
- Can be used with a rim cylinder fitted to the outside of the door.



BT1438



121CE Series - Low To Medium Duty

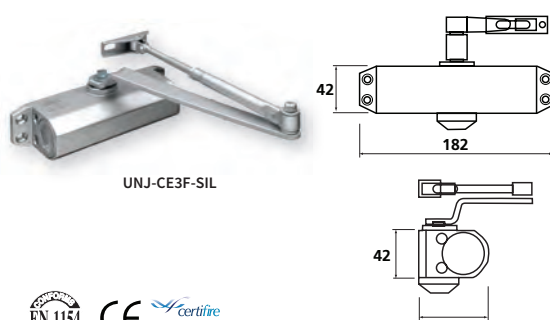


CODE	PRODUCT	FIXED STRENGTH	DOOR WIDTH	DOOR WEIGHT	FINISH	PACK
121CE SERIES - LOW TO MEDIUM DUTY						
BT121CE-SES	Standard	3	950mm	60kg	Silver	1

The Briton 121CE provides the traditional strength of the Briton range. Suitable for both fire and non-fire doors, the 121 is ideal where doors need to be self closing, for either fire protection or convenience, in low-maintenance traffic areas.

- 121CE (fire doors) - Fixed power size 3.
- Silver finish with matching armset.
- Detailed instructions and fixing pack for timber doorsets.
- Fully certified to EN1154, EN1634 and CE Marked (Briton 121CE - for fire doors).

UNION CE Series - Low To Medium Duty

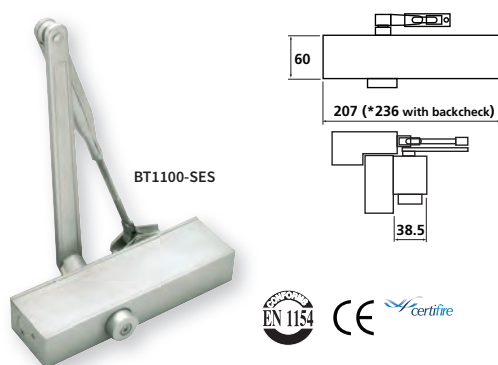


CODE	PRODUCT	FIXED STRENGTH	DOOR WIDTH	DOOR WEIGHT	FINISH	PACK
UNION CE SERIES - LOW TO MEDIUM DUTY						
UNJ-CE3F-SIL	Standard	3	950mm	60kg	Silver	1

UNION CE3F fixed size 3 rack and pinion door closer. The only door closer in its class to be CE Marked in all 3 positions for timber and metal fire doors.

- UNION CE (fire doors) - Fixed power size 3.
- Fire rated for timber (FD120) and metal (FD240) fire doors.
- Silver finish with matching armset.
- Detailed instructions and fixing pack for timber doorsets.
- Fully certified to EN1154 and CE Marked.

1100 Series - Medium Duty

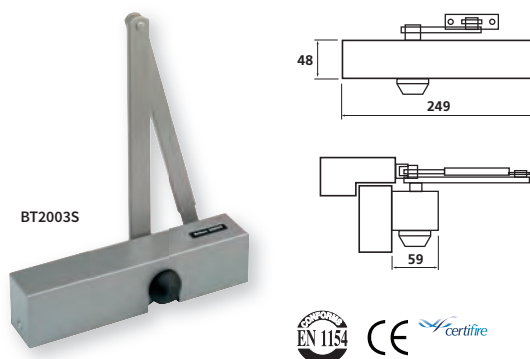


CODE	PRODUCT	FIXED STRENGTH	DOOR WIDTH	DOOR WEIGHT	FINISH	PACK
1100 SERIES - MEDIUM DUTY						
BT1100-SES	Standard	2-4	1100mm	80kg	Silver	1
BT1120B-SES	With Backcheck*	2-4	1100mm	80kg	Silver	1

The Briton 1100 Series offers a concise, cost effective package. The series allows designers to maintain a uniform appearance across a broad range of applications.

- Briton 1110 template adjustable power sizes 2-4.
- Trimplate silver with matching armset.
- Concealed fixing and adjustment screws.
- Fully certified to EN1154, EN1634, CE Marked and Certifire Approved CF388.

2000 Series - Heavy Duty



CODE	PRODUCT	FIXED STRENGTH	DOOR WIDTH	DOOR WEIGHT	FINISH	PACK
2000 SERIES - HEAVY DUTY						
BT2003S	Standard	3	950mm	60kg	Silver	1
BT2004S	Standard	4	1100mm	80kg	Silver	1

Briton 2000 Series offers a fixed power size and can suit virtually any door control application. The series has a peerless history of specification throughout the world and includes the UK's No.1 door control, the Briton 2003.

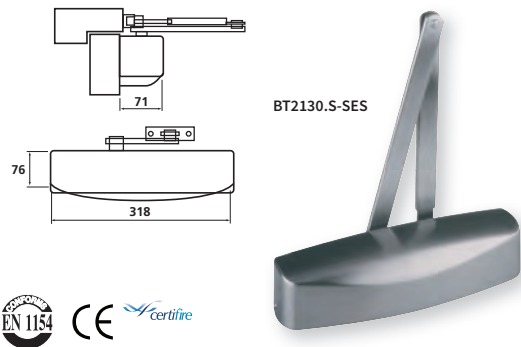
- Fixed power sizes, economic, quick and trouble-free installation.
- Xact-Fit installation system, convenient, accuracy of installation and reduced installation time.
- Fully certified to EN1154, EN1634, CE Marked and Certifire Approved CF111.

2100 Series - Heavy Duty

CODE	PRODUCT	FIXED STRENGTH	DOOR WIDTH	DOOR WEIGHT	FINISH	PACK
2100 SERIES - HEAVY DUTY						
BT2130.S-SES	With Backcheck	2-6	1400mm	120kg	Silver	1

The Briton 2100 Series of door controls was created to offer the optimum performance and aesthetic solution for today's door control needs.

- Briton 2130B adjustable power sizes 2-6 with backcheck.
- Adaptable, wide choice of power ranges.
- Unique Accufit backplate system - performance, reduces installation time and dramatically improves accuracy of fitting.
- 'S' Cover design.
- Fully certified to EN1154, EN1634, CE Marked and Certifire Approved CF111.



Product Guide

Fire Testing

Briton door closers have been subjected to a comprehensive programme of fire testing to the European standard EN 1634.



EN 1154

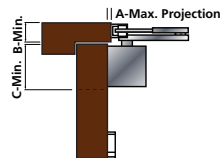
Is the European standard for "controlled door closing devices" and, as such, tests mechanical door closer performance. Adopted by EU member states, it becomes a mandatory requirement for CE marking in 2004. It prescribes the test methodology and subsequent classification of randomly selected production line products. The test data, together with supporting technical evaluation, results in a classification code. This coding allows comparison across a range of closers according to their compliance with the standard.




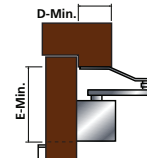
Certifire

The Briton Series of door closers have Certifire approval which validates a product's suitability and defines the limits of its performance. The Certifire certificate provides independent verification and reassurance that the product supplied and installed will exhibit the same level of performance as that used in testing.

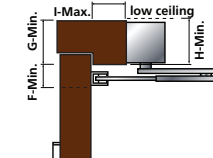
PROJECTING ARM APPLICATION



Application 1: 
Closer fixed to 'pull' side of door.



Application 66:
Closer fixed to 'push' side of door.



Application 61:
Closer fixed to transform on 'push side'.

CLOSER CODE	COVER STYLE	APPLICATION 1			APPLICATION 66		APPLICATION 61			
		A	B	C	D	E	F	G	H	I
Briton 2003	Classic	10	25(38)	50	44	88(100)	28(42)	50	68	-
Briton 1110, 1120B	All	10	30(30)	80	44	110(123)	30(43)	68	78	-
Briton 121CE	N/A	10	40(40)	50	44	90(110)	40(40)	50	65	-
Briton 2130B	S	7	28(41)	78	44	117(130)	30(43)	55	78	70

PRODUCT SPECIFICATION

CLOSER SIZE	MAX. DOOR SIZE WIDTH - WEIGHT	BT121CE-SES	UNJ-CE3F-SIL	BT1100-SES	BT1120B-SES	BT2003S	BT2004S	BT2130.S-SES
2	850mm - 40kg	-	-	✓	✓	-	-	✓
3	950mm - 60kg	✓	✓	✓	✓	✓	-	✓
4	1100mm - 80kg	-	-	✓	✓	-	✓	✓
5	1250mm - 100kg	-	-	-	-	-	-	✓
6	1400mm - 120kg	-	-	-	-	-	-	✓
FEATURES		BT121CE-SES	UNJ-CE3F-SIL	BT1100-SES	BT1120B-SES	BT2003S	BT2004S	BT2130.S-SES
CE Marked		✓	✓	✓	✓	✓	✓	✓
Low-tac self adhesive template		-	-	-	-	✓	✓	✓
Mounting backplate		-	-	-	-	-	-	✓
Fixed strength or adjustable		Fixed	Fixed	Adjustable	Adjustable	Fixed	Fixed	Adjustable
Power adjustment method		Fixed	Fixed	Template	Wind Thru	Fixed	Fixed	Wind Thru
Angle of opening/controlled closing		180°	130°	180°	180°	180°	180°	180°
Separate latch action/closing speed		✓	✓	✓	✓	✓	✓	✓
Adjustable backcheck		-	-	-	✓	-	-	✓
In-built temperature compensation		-	-	-	-	✓	✓	✓
Manual hold open option		✓	-	✓	✓	✓	✓	✓
Matching track and/or arm finish		✓	-	✓	✓	✓	✓	✓
Tri-pack for Fig.1, Fig.61 & Fig.66		-	✓	✓	✓	✓	✓	✓
Non handed, for LH or RH applications		-	✓	✓	✓	✓	✓	✓

Digiway Plus & Digiway SR Door Automation

Digiway is a series of two innovative electromechanical door automation systems for interior and exterior doors, providing a universal solution for door automation.

Designed and developed to provide ease of access into residential, commercial and public buildings, the Digiway Series offers reliability, durability and aesthetics.












Safety is essential to protect persons from physical harm if they approach automated doors. Digiway offers a complete solution for safety compliance, including the new EN16005 standard which is now considered essential for automated door safety.

The EN16005 standard includes a new requirement where the door operator will do an internal test of the safety sensors before the door is allowed to move - if the test fails, then the door will only operate at low-energy mode.

The kits below help satisfy the requirements to comply with EN16005, but we strongly advise a risk assessment is carried out on the door(s) to confirm this.

**KEY BENEFITS**

- Unprecedented easy installation, thanks to a wireless set-up (RF transmitter).
- Backlit LCD for ease of programming.
- Universal solution with many adaptable parts and parameters.
- Fully automated door opening and closing, with Push&Go option.
- Secure installation ensuring safety of end-users.
- Aesthetic final result with minimal cables, ergonomic cases and quiet operation.
- Self-learning programme with in-built obstacle detection to allow memorisation of the obstacle's location and management of the automation accordingly.
- Compatibility with the full range of CDVI products, including wireless transmitters, keypads, monitors...

 <p>EN16005 Standard. EN1634-1 Compliant.</p>  <p>Designed to comply with the Equality ACT 2010 and the Special Needs and Disability Act (SENDA).</p>	 <p>DIGIWAY UNIT</p>  <p>FINGERGUARDS</p> <p>OR</p>  <p>DOOR SIGNS</p>  <p>CABLE*</p>  <p>INFRARED SENSOR</p>			
FEATURES	DIGIWAY PLUS - EN KITS (UNIVERSAL ARM)	DIGIWAY SR - EN KITS (UNIVERSAL ARM)		
Door weight (max)	100 Kg	200 Kg		
Door width (max)	1m	1.5m		
Power	50 W	100 W		
Dimensions (mm)	511 x 90 x 110	685 x 90 x 110		
Power for magnet / strike	12 Vdc - 1A	12 Vdc - 1A / 24 Vdc - 0.5A		
Fire input	Power 24-48 Vdc	NC contact		
Semi-automatic mode	-	✓		
Battery for power failure operation	✓	-		
Spring return	-	✓		
Spring pre-load setup assisted by software	-	✓		
EN16005 DOOR KIT CONTENTS	SINGLE DOOR CDV-EN16005-KIT-U	DOUBLE DOOR CDV-EN16005-KIT-UD	SINGLE DOOR CDV-EN16005-KIT-U-SR	DOUBLE DOOR CDV-EN16005-KIT-UD-SR
Universal Digiway Plus or Digiway SR Unit	1x	2x	1x	2x
Infrared safety sensor (Weathershield available)	2x	4x	2x	4x
Fingerguard protectors (White or Black)	1x	2x	1x	2x
Keep clear self-adhesive signs	2x	4x	2x	4x
Automatic door self-adhesive signs	2x	4x	2x	4x
Interconnecting cable for double doors*	-	1x	-	1x
OPTIONAL ACCESSORIES				
 <p>CDVDWSP-KS</p>  <p>CDVDWSE80</p>  <p>CDVDWHR50-UNI</p>  <p>CDVTX26-E4</p>	CDVDWHR50-UNI	Microwave sensor (Weathershield available)		
	CDVDWSP-KS	Keyswitch for DIGIWAY door operators		
	CDVDWSE30	30mm motor extension shaft		
	CDVDWSE55	55mm motor extension shaft		
	CDVDWSE80	80mm motor extension shaft		
	CDVTX26-E4	4 Channel transmitter (Wall holder available)		

Key Cutting

Key Cutting Packages..... K.1 - K.4

Key Cutting Machines..... K.5 - K.14

Popular Household Keys..... K.15 - K.18

Keys Cut to Code..... K.18 - K.19

Key Coining..... K.20 - K.21

Key Boards..... K.22 - K.24

Software..... K.25



**YOUR KEY
SUPPLIER FOR
KEY CUTTING**



Page K.15 - K.24

Household
Key Blanks

Page K.41 - K.47

Automotive
Key Blanks

Page K.49 - K.54

Workshop
Tools


Page K.27 - K.31

Key
Accessories

Key Cutting Packages

KEYPRINT®
SECURITY LTD

Key Cutting Package - Basic



MCSDUP109



ACBPH110



ACBPM110



KEY REFERENCE

FREE INSTALLATION
& TRAINING

ACP101



ACP102

CODE	PRODUCT	PACK
BASIC PACKAGE		
MCSDUP109	Silca Duo multi purpose key cutting machine	1
ACBPH110	Popular household key board - 5x keys per hook (495 keys)	1
ACBPM110	Popular mortice key board - 5x keys per hook (300 keys)	1
ACP101	Cylinder keyway panel	1
ACP102	Pin & safe gauge	1

The basic key cutting package is a great way to expand your business and save money at the same time. It's ideal if you want to get a new key cutting machine for the van or a small shop. It includes one of the best multi-purpose key cutting machines on the market plus accessories that will help you identify the correct blank and professionally finish any key cut. And with free installation and training provided, you will be ready to make a quick profit from your investment from day one.

- One of the best multi-purpose key cutting machines on the market to cut flat keys for cylinders and vehicles, cruciform keys, bit and double bit keys and mailbox keys.
 - 795 key blanks in total included.
 - Full set of accessories included.
 - Compact. Ideal for vans and small shops.
 - The most popular key blanks have been selected for you.
 - Keyway panel that lets you push a key through a keyhole shape to help identify the required cylinder key blank.
 - Pin & Pipe Gauge that allows you to identify the correct gauge of mortice key blank.
 - Free installation and training.
 - Convenient lease plans are now available to you.
- Easily spread the payment of your key cutting package.

Key Cutting Package - Bronze



MCSSPEED



MCJ116



ACBPH110



ACBPM110



KEY REFERENCE

FREE INSTALLATION
& TRAINING

ACP101



ACP102

CODE	PRODUCT	PACK
BRONZE PACKAGE		
MCSSPEED	Silca Speed to cut cylinder, vehicle and cruciform keys	1
MCJ116	RST MKII to cut mortice keys	1
ACBPH110	Popular household key board - 5x keys per hook (495 keys)	1
ACBPM110	Popular mortice key board - 5x keys per hook (300 keys)	1
ACP101	Cylinder keyway panel	1
ACP102	Pin & safe gauge	1

The Bronze Key Cutting Package contains everything you need to start copying a wide variety of keys including cylinder, vehicle, bit and double bit (male & female) keys. Because of our extensive knowledge and experience, the key blank selection provided will allow you to be able to copy the vast majority of keys brought to you.

It includes two of the best key cutting machines on the market plus accessories that will help you identify the correct blank through and professionally finish them. And with free installation and training provided, you will be ready to profit from your investment without any delay.

- Two of the best key cutting machines on the market.
 - You will be able to cut a wide variety of keys.
 - Full set of accessories included.
 - An ideal key cutting package.
 - 795 popular key blanks total included.
 - Key blank catalogues included.
 - The most popular key blanks selected for you.
 - Keyway panel that lets you push a key through a keyhole shape to help identify the required cylinder key blank.
 - Pin & Pipe Gauge that allows you to identify the correct gauge of mortice key blank.
 - Free installation and training.
 - Convenient lease plans are now available to you.
- Easily spread the payment of your key cutting package.



Page K.15 - K.24

Household
Key Blanks

Page K.41 - K.47

Automotive
Key Blanks


Page K.49 - K.54

Workshop
Tools

Page K.27 - K.31

Key
Accessories

Key Cutting Package - Silver


CODE	PRODUCT	PACK
SILVER PACKAGE		
MCSR104	Silca Rekord to cut cylinder, vehicle and cruciform keys	1
MCJ116	RST MKII to cut mortice keys	1
ACBH110 - 410	4x Household Key Boards - 5x keys per hook (2175 keys)	1
ACBM110 - 210	2x Mortice Key Boards - 5x keys per hook (750 keys)	1
ACP101	Cylinder keyway panel	1
ACP102	Pin & safe gauge	1

With the Silca Rekord and the RST MK2 Key Machine, you will get two machines to offer your customers a wide range of key cutting services. The Silca Rekord Key Machine can cut cylinder, vehicle and cruciform keys whilst the RST MK2 Key Machine is suitable for duplicating mortice keys.


It includes two key cutting machines plus accessories that will help you identify the correct blank through and professionally finish them. And with free installation and training provided, you will be ready to profit from your investment without any delay.

- Two of the best key cutting machines on the market.
- You will be able to cut a wide variety of keys.
- More than 2900 key blanks in total included.
- Full set of accessories included.
- An ideal key cutting package.
- Key blank catalogues included.
- The most popular key blanks have been selected for you.
- Keyway panel that lets you push a key through a keyhole shape to help identify the required cylinder key blank.
- Pin & Pipe Gauge that allows you to identify the correct gauge of mortice key blank.
- Free installation and training.
- Convenient lease plans are now available to you.

Easily spread the payment of your key cutting package.



Key Cutting Package - Gold

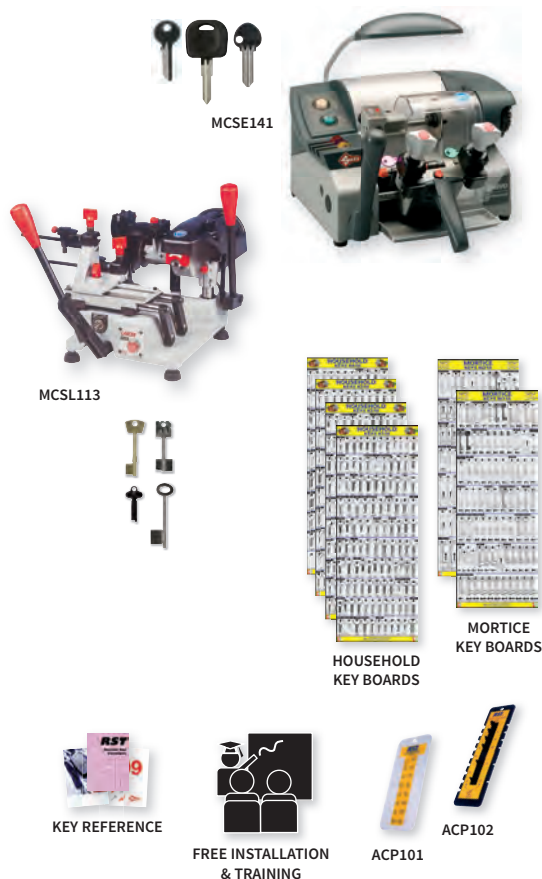
CODE	PRODUCT	PACK
GOLD PACKAGE		
MCSR104	Silca Bravo Pro II to cut cylinder, vehicle, and cruciform keys	1
MCJ116	Silca Lancer Plus to cut mortice, bit, double bit (male & female), pipe and mailbox keys	1
ACBH110 - 410	4x Household Key Boards - 5x keys per hook (2175 keys)	1
ACBM110 - 210	2x Mortice Key Boards - 5x keys per hook (750 keys)	1
ACP101	Cylinder keyway panel	1
ACP102	Pin & safe gauge	1

This Gold package contains includes two of the best key cutting machines on the market plus accessories that will help you identify the correct blank through and professionally finish them. With the Silca Bravo Professional and the Silca Lancer Plus Key Machine, you can offer your customers a wide range of key cutting services.

The Silca Bravo Professional Key Machine can cut cylinder, vehicle, and cruciform keys whilst with its ability to cut side and bullet wards, the Silca Lancer Plus Key Machine is suitable for duplicating mortice, bit, double bit (male & female), pipe and mailbox keys. And with free installation and training provided, you will be ready to profit from your investment without any delay.

- Two of the best key cutting machines on the market.
- You will be able to cut a wide variety of keys.
- More than 2900 key blanks in totaK.
- Set of accessories & Key blank catalogues included.
- Keyway panel that lets you push a key through a keyhole shape to help identify the required cylinder key blank.
- Pin & Pipe Gauge that allows you to identify the correct gauge of mortice key blank.
- Free installation and training.
- Convenient lease plans are now available to you.

Easily spread the payment of your key cutting package.





Page K.41 - K.47

Automotive
Key Blanks

Page K.49 - K.54

Workshop
Tools

Page K.33 - K.41

Cloning &
Programming

Page K.27 - K.31

Key
Accessories

Key Cutting Packages



Silca Automotive Starter Package



CODE	PRODUCT	PACK
SILCA AUTO STARTER PACKAGE		
MCSF-FUTP-A	Silca Futura Pro complete with auto jaws	1
MCSRW4P-GTI	Silca RW4 Plus Transponder cloning machine	1
MCSRW4-MBOX-KIT	Silca M-BOX ID48 kit	1
CIR-KIT-C	Silca Smart Remote Programmer - Basic cloning kit	1
ACBTE116-216	2x Look-alike key Boards - 2x keys per hook case only (140)	1

Looking to expand your services and tap into the automotive market? The Automotive Starter Package is the perfect solution to grow your business as it gives you everything you need to cut vehicle key blanks and clone spare keys for your customers. Get the Silca Automotive Starter Package and stop saying "we don't do car keys" to your customers.

Futura Pro Auto comes with automotive jaws: 04J, 19J, 03R (Ford Tibbe Only), B6 (Simplex Adapter), including the 56J and 57J for the HU162T.

- Great solution for a van or a small shop.
- Carefully put together by an experienced team, the selection of machines and accessories provided in the package will give you everything you need to start cutting and cloning keys for the most popular vehicle makes and models on the market.
- RW4 Plus includes: 10 x GTI Chips, 10 x MH-TA Carriers, 1 x Snoop, 1 x STP Software.
- M-BOX includes: 1 x M-Box, 1 x Snoop, 10 T-48 Chips.
- Smart Remote Programmer includes: 5 x Remotes (5 x CIRFH1), 1 x Smart Programmer, 17 x Assorted flip blades, 14 x Assorted TRP chips.
- With free installation and basic training provided, you will be ready to make a profit from your investment from day one.
- 2x TE Look-Alike Key Board complete with 2 key blanks per hook (140 key blanks in total)
- Convenient lease plans are now available to you. Easily spread the payment of your key cutting package.

Xhorse Automotive Starter Package



CODE	PRODUCT	PACK
XHORSE AUTO STARTER PACKAGE		
XH-XC001P	Xhorse Condor Mini Plus	1
XH-KT-48-STARTER	VVDI Key Tool Starter Package	1
ACBTE116-216	2x Look-alike key Boards - 2x keys per hook case only (140)	1

Looking to expand your services and tap into the automotive market? The Automotive Starter Package is the perfect solution to grow your business as it gives you everything you need to cut vehicle key blanks and clone spare keys for your customers. Get the Automotive Starter Package and stop saying "we don't do car keys" to your customers.

- Great solution for a van or a small shop. The Xhorse Condor mini plus is small, light and easy to carry.
- Carefully put together by an experienced team, the selection of machines and accessories provided in the package will give you everything you need to start cutting and cloning keys for the most popular vehicle makes and models on the market.
- With free installation and basic training provided, you will be ready to make a profit from your investment from day one.
- The Xhorse Condor Mini Plus and VVDI Key tool combine great functionality and an unmissable price.
- 1x Xhorse Condor Mini (to cut all flat and laser vehicle keys)
- 1x VVDI Key Tool Starter Package (includes: 1x VVDI Key Tool, 1x ID48 cloning activation licence for VVDI KEY Tool, 1500 bonus points equivalent to 15 calculation tokens for ID48 cloning, 10x Xhorse ID48 transponder chips, 10x Xhorse ID46 transponder chips, 10x Xhorse ID4D/4C transponder chips)
- 2x TE Look-Alike Key Board complete with 2 key blanks per hook (140 key blanks in total)
- Convenient lease plans are now available to you. Easily spread the payment of your key cutting package.

New Lease Plans Available to You



KEYPRINT®
SECURITY LTD
BOOST YOUR BUSINESS WITH NEW EQUIPMENT

We are really happy to introduce **new lease plans** on our range of key cutting machines that will help you get hold of the equipment you need to **grow your business**.

What are the advantages of a lease plan?**Manage your cash flow**

You can spread the payment of your new machine out over several years, saving the burden of one-time payment. This will financially help you because it **won't leave your business with a tight cash flow**.

Great key machines are affordable

Because you can spread the payment, you can also invest in good quality equipment which might look too expensive or unaffordable otherwise.

Immediate access to the equipment your business needs

Because of cash flow constraints, you can fall behind your competitors if you keep putting off that much-needed investment. Leasing a machine means that you don't have to wait for savings to pay it upfront. Your new key machine can be in your shop or van and generate profit within days.

An investment that pays for itself

With a shiny new machine in your shop or van ready to cut keys, you will say yes more often to your customers and increase your business. Ultimately, you will be able to repay your leasing with money generated by your new equipment.

Suitable for new, growing, or established businesses

Leasing a key machine can be a viable option to get the equipment you need to kick-start your locksmith or key cutting business.

Additionally, our leasing plans offer:

- No hefty deposit or down payment.
- **Fixed rates** for the length of the agreement.
- Major tax advantages as every payment is **100% allowable against tax**.

Example:
Feb 2019



3-Year Lease Example:

Futura Pro Auto Key Machine

Equipment Value (Ex. Vat)
List price **£7,999.00**

Weekly Payment **£65.53**

36 Monthly Payments £283.96

Total Cost **£10,222.72**

Tax Relief @ 19% **£1,942.32**

Net Cost of Finance £8,280.40

Other Leasing Options available:

- Interest-Free Plans
- 2-year Plan
- 4-year Plan
- 5-year Plan

Example only: Prices were current in February 2019.

Interested in leasing a new key machine? Check our range of key cutting machines to find out more about the lease options available to you.

Alternatively, send an email to sales@keyprint.co.uk or call us on 0131 555 0909 to discuss with our dedicated team of experts.

Please note: All leasing options are subject to approval.



Page K.15 - K.24

Household
Key Blanks

Page K.41 - K.47

Automotive
Key Blanks

Page K.49 - K.54

Workshop
Tools

Page K.33 - K.41

Cloning &
Programming

Electronic Key Machines

KEYPRINT®
SECURITY LTD

FUTURA Key Cutting Machines



MCSF-FUTPA-UNLTD



MCSF-FUTP-ENG



MCSF-FUTP



MCSF-FUT-A

OPTIONS

CODE	PRODUCT	PACK
SILCA FUTURA PRO UNLIMITED		●
MCSF-FUTPA-UNLTD	Futura Pro Unlimited key cutting machine	1
SILCA FUTURA PRO AUTO		●
MCSF-FUTP-A	Futura Pro Auto key cutting machine	1
SILCA FUTURA PRO		●
MCSF-FUTP	Futura Pro key cutting machine	1
SILCA FUTURA PRO ENGRAVING		●
MCSF-FUTP-ENG	Futura Pro Engraving key cutting machine	1
SILCA FUTURA AUTO		●
MCSF-FUT-A	Futura Auto key cutting machine	1
MACHINE SPARES		●
SPSF0019	01L HSS Laser Cutter	1
SPSF0002	02L HSS Laser Cutter	1
SPSF0018	01D HSS Dimple Cutter	1
SPSF0001	02D HSS Dimple Cutter	1

Futura Pro is the electronic key cutting machine for residential and vehicle flat, cruciform, laser and dimple keys. Cut and duplicate flat, laser, dimple and cruciform keys in a flash. Combining faster performance and extreme portability, you will provide top-quality key cuts anywhere, anytime.



Futura Pro Auto comes with automotive jaws: 04J, 19J, 03R (Ford Tibbe Only), B6 (Simplex Adapter), including the 56J and 57J for the HU162T. Futura Auto is the electronic key cutting machine with two interchangeable clamps for duplicating laser and flat vehicle keys only. The key cutting station is optimised for mounting the 01RA clamp, dedicated to laser key cutting, and the 01VA clamp, for cutting flat vehicle keys. The special dove-tail joint facilitates the installation of optional clamps 03R and 02R.

Futura Pro Engraving is the only electronic key cutting machine able to duplicate all types of residential and automotive keys and to engrave metal keys, small medals and plates.

Futura Pro Unlimited is the only electronic key machine with exclusive lifetime software subscription included for duplicating all types of residential and automotive keys and for engraving metal keys, medals and plates

- Exclusive double cutting station.
- Immediate process control.
- Improved hardware and connectivity with 2 USB ports.
- Upgraded electronics and new responsive tablet.
- Shortcut function for vehicle key cutting code searches.
- Key cut preview.
- Guided updating procedures.
- Faster switch on.
- Power supply: Machine: 24V d.c. - 5,5 Amp. - 130W - Power pack: 90/264V a.c. - 50/60Hz - 220W - MEANWELL GS220A24-R7B.
- Cutter motor (dimple/laser cuts): 24V d.c.
- Cutter motor (flat cuts): 24V d.c.
- Prismatic cutter (flat cuts): 01F, in HSS super rapid steel, TiCN coated.
- Cutter (dimple cuts): 01D, in HSS super rapid steel).
- Cutter (laser cuts): 01LW, in carbide, AlCrN coated.
- Tool speed: Prismatic cutter: 1585 rpm - Cutter (dimple/laser cuts): 12100 rpm.
- Movements: on 3 axes (with special bushes) driven by step motors (on rectified roller guides).
- Clamp (flat cuts): 01V, removable, with 4 universal sides for holding flat, vehicle and cruciform keys.
- Clamp (dimple/laser cuts): 01R, removable and provided with interchangeable jaws (01J and 02J).
- Runs: X axis: 30 mm, Y axis: 50 mm, Z axis: 27 mm.
- Dimensions: width: 318mm, depth: 413mm, height with tablet and stand: 522mm (without tablet and stand: 340mm).
- Weight: 20 Kg.

UNOCODE PRO Cylinder Key Cutting Machine

CODE	PRODUCT	PACK
SILCA UNOCODE PRO		
MCSU149	Cylinder key cutting machine	1
MCSU150	Software	1
MCSU151	Additional software licence	1
MACHINE SPARES & ATTACHMENTS		
SPSU1023	Spare cutter genuine (U01W)	1
SPSU2004-C	Spare cutter copy (U01W)	1
SPSU1009	SX9 Simplex attachment use Standard Cutter U01/U01W	1
SPSU1003	FO21 Tibbe attachment use 06/06W Cutter - All Models	1
SPSU1007	Chubb Ava attachment use 05/05W Cutter - All Models	1



OPTIONS





MCSU149

Designed for experienced locksmiths and professional key cutters, Unocode Pro wraps together outstanding performance, ease of use and high-quality components. The machine can work both in stand-alone mode or with a PC connection that enables you to access the largest key database available on the market via user-friendly software. The machine is available also as UTP (Unlimited Token Plan) version.

- Faster cutting cycle.
- Adjustable cutting speed.
- Long-lasting cutter.
- Quiet and stable.
- Optimized clamps.
- Clean and orderly workstation.
- Improved hardware.
- Tools and accessories close to hand.
- User-friendly software interface.
- USB and RS232 port.
- Graphic display: The machine is equipped with a 5.7" coloured display.
- Power supply: 230V - 50Hz, 100V - 50/60Hz.
- Motor: single phase, one speed.
- Standard cutter: U01W in AlCrN coated hard metaK.
- Cutter speed: 50Hz - 1700 rpm (+/- 10%).
- Movements: on 2 axes with ball screws activated by step motors, on rectified roller guides. Possibility to add a 3rd axis to activate the optional tilting and rotating clamps.
- Carriage runs: axis X: 57 mm, axis Y: 32 mm.
- Clamp: V100 universal four-sided, nickel plated.
- Dimensions: width: 450mm, depth: 600mm, height: 440mm (with raised shield: 680mm).
- Weight: 38 Kg.

UNOCODE 299 Cylinder Key Cutting Machine

CODE	PRODUCT	PACK
SILCA UNOCODE 299		
MCSU146	Cylinder key cutting machine	1
MCSU150	Software	1
MCSU151	Additional software licence	1
MACHINE SPARES & ATTACHMENTS		
SPSU2024	Spare cutter genuine (U01)	1
SPSU2024-C	Spare cutter copy (U01)	1
SPSU1009	SX9 Simplex attachment use Standard Cutter U01/U01W	1
SPSU1003	FO21 Tibbe attachment use 06/06W Cutter - All Models	1
SPSU1007	Chubb Ava attachment use 05/05W Cutter - All Models	1



OPTIONS



Unocode 299 is an innovative Silca electronic key-cutting machine for the code cutting of flat keys for cylinders and car keys. Unocode 299 represents a new generation machine designed to work either Stand Alone or with a Personal Computer.

- Depth calibration by means of electric contact: An innovative system for cutting by electric contact makes it possible to detect the correct cutting depth automatically, regardless of the clamp side that is used. Fully automatic depth and space calibration - no data entry or manual corrections are required by the operator.
- Clamp calibration is automatically controlled on every side of the clamp by means of electric contact. The cutter calibration function permits to calibrate all available cutters automatically with ease and precision.
- High carriage precision and smooth movement by means of ball screw rollers. Axes tolerance +/-0,03mm.
- Emergency stop button, minimal swarf dispersion, automatic deactivation of cutter and carriages movements when the safety shield is raised, wide mobile safety shield.
- Compact machine body comprised of an aluminium modular structure.
- Keypad with Back-Lite Display, expanded features located on the front of the machine, excellent visibility, 4x20 characters.
- Cutter motor: single phase and speed.
- Electricity supply: 230V-50Hz.
- Clamp: universal 4 sided clamp to grip flat, car and cruciform keys.
- Cutter: HSS (Super Rapid Steel), optional carbide.
- Movements: on 2 axes with ball screws activated by step motors, on rectified roller guides.
- Runs: X axis: 57 mm, Y axis: 32 mm.
- Dimensions: Width: 500 mm, Depth: 500 mm, Height: 420 mm (with raised shield 650 mm).
- Weight: 34.5 Kg.



Page K.15 - K.24

Household
Key Blanks

Page K.41 - K.47

Automotive
Key Blanks

Page K.49 - K.54

Workshop
Tools

Page K.33 - K.41

Cloning &
Programming

Electronic Key Machines

KEYPRINT®
SECURITY LTD

TRIAX PRO Laser/Dimple Key Cutting Machine



MCSTE3



OPTIONS



CODE	PRODUCT	PACK
SILCA TRIAX PRO		
MCSTE3	Laser/Dimple key cutting machine	1
MCSTE1S	Software	1
MCSTE7S	Additional software licence	1
MACHINE SPARES		
SPSQ1005	Spare cutter genuine (W101)	1
SPSQ1005-C	Spare cutter copy (W101)	1
SPTR1013	Calibration tracer (U103)	1
SPTR1001	R5 (HU66) Attachment Use W129 Cutter - All Models	1
SPTR1014	R160 (HU101) Attachment Use W129 Cutter - All Models	1
SPTR1011	R162 (HU92) Attachment Use W129 Cutter - All Models	1
SPTR1054	R13 Rotating Jaw Use U102 Decoder - Triax Quattro Only	1

Designed for experienced locksmiths and professional key cutters, Triax Pro combines reliable performance, effortless use and is made exclusively from select components. The machine can work both in stand-alone mode or with a PC connection that enables you to access the largest key database available on the market via user-friendly software. The machine is available also as UTP (Unlimited Token Plan) version.

- Faster cutting cycle.
- Adjustable cutting speed.
- Cost-saving and flexible jaw system.
- Optimized tool change.
- Improved hardware.
- Tools and accessories close to hand.
- User-friendly software interface.
- USB pen drive.
- Graphic display.
- Power supply: 230V - 50Hz, 100V - 50/60Hz.
- Motor: Brushless 48V - 200W.
- Standard cutters: W500 in carbide - W101 in carbide - W146 in carbide (for engraving).
- Cutter speed: 6000 - 19000 rpm.
- Tracer point: U103.
- Tracer tower tool: 04TT.
- Movements: on 3 axes with ball screws activated by step motors, on rectified roller guides. Possibility to add a 4th axis with the manual or motorized optional clamps.
- Carriage runs: axis X: 57 mm, axis Y: 32 mm, axis Z: 30 mm.
- Clamps: R29 + R28 removable - R29: with 01J and 02J jaws for cutting laser and dimple keys - R28: for engraving.
- Dimensions: width: 450mm, depth: 600mm, height: 510mm (with raised shield: 680mm).
- Weight: 51.5 Kg.

IDEA Mortice Key Cutting Machine



MCSIDEA



CODE	PRODUCT	PACK
SILCA IDEA		
MCSIDEA	Mortice key cutting machine	1
MACHINE SPARES		
SPSI1001	Spare cutter genuine	1

Electronic key cutting machine for code cutting and copying bit and double bit keys, pump keys and 'English' keys (with shoulder). Idea carries out a wide range of operations automatically, ensuring precision within hundreds of millimetres and speed for the cutting cycle of any type of key.

- Innovative gauging system by electrical contact which makes it possible to identify the correct dimensions of the key automatically with absolute precision.
- Automatic axes gauging.
- Absolute precision in reading the key, thanks to the patented laser optical reader.
- Automatic optical reader gauging.
- Universal clamp, 360° rotation, used for cutting both sides of the key bit.
- Idea Stand-Alone - The machine memory holds over 300 different cutting and decoding systems, and memorises over 1.000 cutting systems.
- Cutter motor: single phase.
- Power supply: 230V/50Hz.
- Clamp: 360° rotating universal clamp, controlled by magnetic positioning sensor.
- Movements: on 3 axes, controlled by preloaded ball screws activated by step motors on rectified roller guides.
- Dimensions: Width: 500mm, Depth: 500mm, Height: 420mm (with raised shield: 650mm).
- Weight: 46.4 Kg.



Page K.15 - K.24

Household
Key Blanks

Page K.41 - K.47

Automotive
Key Blanks



Page K.49 - K.54

Workshop
Tools

Page K.33 - K.41

Cloning &
Programming

CONDOR XC-MINI PLUS Laser Key Cutting Machine

CODE	PRODUCT	PACK
XHORSE CONDOR XC-MINI PLUS		
XH-XC001P	Cylinder key cutting machine	1
XH-XCSP003	M3 Set of Tibbe and SX9 jaws	1
MACHINE SPARES		
XH-XCSP004	Spare cutter 1.5mm	1
XH-XCSP005	Spare cutter 2mm	1
XH-XCSP006	Spare cutter 2.5mm	1
XH-XCSP007	Spare guide probe	1

The Condor XC-MINI is the perfect van key machine to cut laser and flat vehicle keys. With an unbeatable price, you will recoup your investment and profit from it in no time.

- Built-in database with accurate parameters of the most popular vehicle keys on the market.
- Add your own key data to create new entries.
- User-friendly.
- Use the built-in database, Cut by bitting, Find bitting.
- Fast. Your machine will boot instantly and quickly cut your customer's key.
- Ideal for your van and small shop.
- You will receive regular online updates.
- It includes ONE-YEAR FREE INSTACODE LIVE
- Input voltage: 90V-264VAC.
- Input frequency: 47-63Hz.
- Power consumption: 200W.
- Dimensions: Length: 265mm, Width: 362mm, Height: 301mm.
- Spindle Speed: 9000rpm.
- Net Weight: 18 Kg.
- Movements: 3 axes.
- Warranty: 3 years.





XH-XC001P

OPTIONS



XH-XCSP003

CODE	PRODUCT	PACK
XHORSE DOLPHIN		
XH-XP005	Cylinder key cutting machine	1
XH-XCSP003	M3 Set of Tibbe and SX9 jaws	1
MACHINE SPARES		
XH-XCSP004	Spare cutter 1.5mm	1
XH-XCSP005	Spare cutter 2mm	1
XH-XCSP006	Spare cutter 2.5mm	1
XH-XCSP007	Spare guide probe	1

The Xhorse DOLPHIN cuts laser and flat vehicle keys. Ideal for your van and small shop.

- Operated via blue-tooth using a free IOS and Android app.
- Battery powered.
- Light and easy to carry with the ergonomic handle.
- Built-in database with accurate parameters of the most popular vehicle keys on the market.
- Use the built-in database, Cut by bitting, Find bittings.
- Your machine will boot instantly and quickly cut your customer's key.
- You will receive regular online updates.
- Dimensions: Length: 218mm, Width: 315mm, Height: 270mm.
- Net Weight: 17.5 Kg.
- Warranty: 3 years.



XH-XP005


OPTIONS



XH-XCSP003

DOLPHIN Laser Key Cutting Machine

MARKER 2000 Electronic Marking Machine

CODE	PRODUCT	PACK
SILCA MARKER 2000		
MCSEKM	Electronic marking machine	1
MCSEMS	Software	1
SPSM7126-C2	C2 clamp for marking euro cylinders	1
SPSMC3-CLAMP	C3 clamp for marking scandinavian cylinders	1
SPSMC7-CLAMP	C7 clamp for marking discs & plates	1

Marker 2000 is the first professional electronic machine to use a micropoint system of engraving without the removal of material, specially designed for the marking of keys, cylinder, plaques and medals.

- An innovative technology which makes it possible to write without removing material from and without altering the surface.
- Liquid crystal display.
- A special patented system ensures the rapid and precise location of the marking zones.
- The C1 clamp ensures perfect rapid grip.
- It works either Stand-Alone or with a PC.
- Designed to operate in Windows environment.
- Power supply: 230V/50Hz, 110V/60Hz.
- Punch: Interchangeable, in super rapid tempered steel alloy.
- Max punch frequency: 80 punches per second.
- Movements: on 2 axes.
- Marker runs: X-axis: 50mm, Y-axis: 35mm.
- Dimensions: Width: 220mm, Depth: 320mm, Height: 450mm.
- Weight: 20 Kg.



MCSEKM



Page K.15 - K.24

Household
Key Blanks

Page K.41 - K.47

Automotive
Key Blanks

Page K.49 - K.54

Workshop
Tools

Page K.33 - K.41

Cloning &
Programming

Mechanical Key Machines

**KEYPRINT®**
SECURITY LTD

BRAVO Professional Cylinder Key Cutting Machine



MCSE141



CODE	PRODUCT	PACK
SILCA BRAVO PROFESSIONAL		●
MCSE141	Cylinder key cutting machine	1
MACHINE SPARES		●
SPSR1000	Spare cutter genuine (P01)	1
SPSR1000-C	Spare cutter copy (P01)	1
SPSB1102	Spare brush nylon	1

Mechanical key cutting machine for flat cylinder, vehicle and cruciform keys. It features four-sided rotating clamps with knobs with dynamometric control system, mechanical tracer point with micrometric adjustment ring nut, and single speed cutter motor. A safe bet for the locksmith searching a durable, reliable and practical mechanical key machine.

- Power supply: 230V-50/60 Hz - 120V-60 Hz.
- Cutter motor: single phase and speed.
- Cutter: HSS (high speed steel).
- Cutter speed: 650 rpm (230V) - 780 rpm (120V).
- Standard clamp: rotating 4-sided clamps - clamp knob with dynamometric control system.
- Movements: on sintered, self-cleaning and self-lubricating bushings.
- Carriage runs: 42 mm.
- Dimensions: Width: 400mm, Depth: 520mm, Height: 400mm.
- Weight: 21.5 kg.

REKORD Cylinder Key Cutting Machine



MCSR104



CODE	PRODUCT	PACK
SILCA REKORD		●
MCSR104	Cylinder key cutting machine	1
MACHINE SPARES		●
SPSR1000	Spare cutter genuine (P01)	1
SPSR1000-C	Spare cutter copy (P01)	1
SPSB1108	Spare brush nylon	1

Rekord is the mechanical key machine for flat and cruciform keys. It features smooth and precise carriage movements, four-sided rotating clamps with ergonomic handles, mechanical tracer point with micrometric adjustment, and wide tool compartments for making your daily work more practical and comfortable.

- Motor: single phase and speed - 230V-50Hz - 120V-60Hz.
- Cutting tool: HSS (super rapid steel).
- Movements: by gear on rectified carriage.
- Clamp: sintered, rotating 4-sided.
- Maximum length of cuts: 43mm (carriage run).
- Dimensions: Width: 330 mm (with max. lever encumbrance 510mm), Depth: 430mm, Height: 270mm.
- Weight: 19 Kg.

SPEED Cylinder Key Cutting Machine



MCSSPEED



CODE	PRODUCT	PACK
SILCA SPEED		●
MCSSPEED	Cylinder key cutting machine	1
MACHINE SPARES		●
SPSDU001	Spare cutter cylinder	1
SPSDU003	Spare brush	1
SPSDU006	Spare drive belt	1

Speed is the Silca key cutting machine for the duplication of cylinder, vehicle and cruciform keys. Fast and easy to use, Speed is perfect for key cutters who have just entered the key duplication business, but also for experienced Duplicating Centres that require a precise and user-friendly machine with a wide range of optional accessories.

- Motor: Single phase and speed 230V - 50/60Hz and 120V - 60Hz.
- Cutter: HSS (Super Rapid Steel).
- Movements: By ball joint on rectified carriage.
- Standard Clamp: Four-face rotating clamp.
- Maximum length of cuts: 42mm (1.65").
- Dimensions: Width: 400mm (15.74"), Depth: 460mm (18.11"), Height: 300mm (11.81").
- Weight: 14 Kg (30.8 lb).



Page K.15 - K.24

Household
Key Blanks

Page K.41 - K.47

Automotive
Key Blanks

Page K.49 - K.54

Workshop
Tools

Page K.33 - K.41

Cloning &
Programming

DUO Cylinder/Mortice Multi-Purpose Key Cutting Machine

CODE	PRODUCT	PACK
SILCA DUO		●
MCSDUP109	Multi-purpose key cutting machine	1
MACHINE SPARES		●
SPSDU001	Spare cutter cylinder	1
SPSDU002	Spare cutter mortice	1
SPSDU003	Spare brush	1

With Duo Silca introduces an innovative concept of key-cutting machines. Solid, reliable, and accurate is made in long lasting materials. Mechanical key-cutting machine for making copies of: flat cylinder and vehicle keys and cruciform keys (left-hand carriage); bit and double bit keys and mail box keys (right-hand carriage).

- Motor: One-speed single phase.
- Power supply: 230V-50Hz/120V-60Hz.
- Dimensions: Width: 510mm, Depth: 450mm, Height: 280mm.
- Net weight: 23 Kg.
- Cannot do side cuts.



MCSDUP109




DUO PLUS Cylinder/Mortice Multi-Purpose Key Cutting Machine

CODE	PRODUCT	PACK
SILCA DUO PLUS		●
MCSDUP108	Multi-purpose key cutting machine	1
MACHINE SPARES		●
SPSDU001	Spare cutter cylinder	1
SPSDU002	Spare cutter mortice	1
SPSDU003	Spare brush	1

With Duo Plus Silca introduces an innovative concept of key-cutting machines. Solid, reliable, and accurate is made in long lasting materials. Mechanical key-cutting machine for making copies of: flat cylinder and vehicle keys and cruciform keys (left-hand carriage); bit and double bit keys, post box keys and special keys such as Abus® and Abloy® type keys (right-hand carriage).

- Motor: One-speed single phase.
- Power supply: 230V-50Hz/120V-60Hz.
- Dimensions: Width: 510mm, Depth: 450mm, Height: 280mm.
- Net weight: 23 Kg.
- Cannot do side cuts.



MCSDUP109



TM800 Cylinder/Mortice Multi-Purpose Key Cutting Machine

CODE	PRODUCT	PACK
RST TM800		●
MCM800	Multi-purpose key cutting machine	1
MACHINE SPARES		●
SPM800-002	Spare cutter cylinder	1
SPM800-001	Spare cutter mortice	1
SPM800-004	Spare brush	1

The special design of this dual-purpose machine allows two horizontal motion wheels to control the carriages individually.

- Accessories Drawer.
- Rounding Facility.
- 4-Way Rotating Jaws.
- Fibre Brush.
- Single Phase Motor 1/5 HP.
- 220 Volt.
- Dual Handle Operation.
- TMC8811 - Cylinder Cutter (Titanium).
- TMC8823 - Mortice Cutter (Titanium).
- Cuts Abloy Keys.
- 360mm x 310mm x 240mm.
- Weight 22kg.



MCM800





Page K.15 - K.24

Household
Key Blanks

Page K.41 - K.47

Automotive
Key Blanks

Page K.49 - K.54

Workshop
Tools

Page K.33 - K.41

Cloning &
Programming

Mechanical Key Machines



TEMPEST Cylinder/Mortice Portable Multi-Purpose Key Cutting Machines



MCT007



CODE	PRODUCT	PACK
TEMPEST		●
MCT007-A	Multi-purpose key cutting machine 12v DC (80w)	1
MCT007-B	Multi-purpose key cutting machine 220(240)v AC (50hz or 60hz)	1
MACHINE SPARES		●
SPST1000	Spare cutter cylinder	1
SPST1000M	Spare cutter mortice	1
SPST1002	Spare brush	1

Mechanical key cutting machine for flat cylinder and mortice keys. For key cutting on the move the ultimate on site key cutting machine.

- Low cost key cutting solution.
- 2 Way jaws & key set guide.
- Dimensions: Width: 250mm, Depth: 240mm, Height: 150mm.
- Weight: 5kgs.
- T007-A Motor: 12v DC (80w).
- T007-B Motor: 220(240)v AC (50hz or 60hz).

CONDOR XC-009 Cylinder Key Cutting Machine



XH-XC009



CODE	PRODUCT	PACK
XHORSE CONDOR XC-009		●
XH-XC009	Cylinder key cutting machine	1

Single cutter key cutting machine designed to cut all flat single-sided and double-sided keys for most bikes, cars & door locks. With a weight of only about 10 kilos, the machine is easy to carry yet extremely solid and sturdy. It also indicates you when the battery is low so that you can charge it using the cable provided. Has a built-in lithium battery that will last up to 60-100 keys, makes it the perfect machine for a van or a small shop.

- Small, light and easy to carry.
- High Precision: with an adaptable guide to guarantee precise cuts. 4-side rotating clamp.
- Safe & Low Noise with Emergency switch.
- Long battery life: equipped with a replaceable built-in lithium six 63 W.h (2500mA.h) battery to cut 60-100 keys in one charge.
- Solid & Durable.
- Support: one-year warranty and lifelong technical support for free.
- Motor rotation speed: 1800rpm.
- Clamp space: 95mm.
- Machine size: 285 x175x180mm.
- Power: 200W.
- Power parameter: 12V-18V/3A.
- Motor Torque: 1.2 Nm.

LANCER PLUS Mortice Key Cutting Machine



MCSL113



CODE	PRODUCT	PACK
SILCA LANCER PLUS		●
MCSL113	Mortice key cutting machine	1
MACHINE SPARES		●
SPSL1002	Spare main cutter genuine (SG6)	1
SPSL1002-C	Spare main cutter copy (SG6)	1
SPSL1060	Spare side cutter genuine	1
SPSL1060-C	Spare side cutter copy	1

Lancer Plus is a cutting machine for bit, double bit, and mail box keys.

- The face side and bullet cuts are carried out without removing the keys from the jaws.
- All sides of the cut can be cut without removing the key from the jaw.
- Microswitch for activating the cutting tools applied to the main joystick control lever.
- Two cutters, one for straight cuts, and one for side cuts and wards. The motor is covered by a protective housing.
- Energy supply: single phase.
- Cutter: HSS (super speed steel).
- Jaws: reversible (180°) and removable.
- Movements: synchronised by means of 3 axes on ball bearing guides.
- Dimensions: Width 450mm, Depth 680mm, Height 300mm.
- Weight: 33 Kg.



Page K.15 - K.24

Household
Key Blanks

Page K.41 - K.47

Automotive
Key Blanks

Page K.49 - K.54

Workshop
Tools

Page K.33 - K.41

Cloning &
Programming

FAST BIT Mortice Key Cutting Machine

CODE	PRODUCT	PACK
SILCA FAST BIT		●
MCS-FASTBIT	Mortice key cutting machine	1

A Silca key machine to duplicate bit, double bit (male and female), pump keys and central stop keys.

- Spring-loaded micrometric tracer point.
- Self-centring clamps.
- Smooth and effortless handling of the tilting carriage.
- TiN-coated cutter with side cuts.
- Ergonomic handles and levers.
- Compact dimensions and clean-cut design.
- Optional accessories available.
- Motor: Single phase and speed.
- Power supply: 230V - 50/60Hz.
- Cutter with side cuts: TiN-coated High-speed steel (HSS).
- Movements: by ball joint on rectified carriage.
- Runs (maximum length of cuts): 42mm.
- Dimensions: Width: 400mm, Depth: 460mm, Height: 300mm.
- Weight: 15.4 Kg.



MCS-FASTBIT



MKII Mortice Key Cutting Machine

CODE	PRODUCT	PACK
RST MKII		●
MCJ116	Mortice key cutting machine	1
MACHINE SPARES		●
SPM1011	Spare lever side & face cutter	1
SPJM002	Spare ward cutter	1

This fast and reliable key cutting machine is noted for its cutting accuracy and ease of operation which means that levers and wards can be easily cut as can the bullet ward. It comes with box holder and set of jaws for flat steel keys. Operates using a "turn-handle" rack and pinion system.

- Rack & pinion operation.
- Fast lead screw movement.
- Handle operation, easy carriage access system.
- 230/250V motor.
- Geared drive transmission.
- Comes with bow holder & jaws for flat steel.
- Lever cutter (TMC7513) 70mm x1.3mm x13mm bore, ward cutter (TOC3JK) 32mm x1.3mm x 12.7mm.
- Dimensions : 400mm x 350mm x 270mm.
- Weight: 28 Kg.



MCJ116



MATRIX PRO Laser/Dimple Key Cutting Machine

CODE	PRODUCT	PACK
SILCA MATRIX PRO		●
MCSM-PRO	Laser/Dimple key cutting machine	1
MACHINE SPARES		●
SPSC1023	Spare cutter genuine (F22)	1
SPSC1023-C	Spare cutter copy (F22)	1

Matrix Pro is a key-cutting machine with high precision and is duplicating dimple keys with flat or inclined cuts, laser keys, tubular keys and Fichet® key type (duplicated with a special adapter provided with the machine).

- Power supply: 230V - 50Hz: 0.75 Amp. - 170 Watt
- Cutter motor: Single phase 1 speed 230V 50/60 Hz
- Cutters: Super Speed Steel (HSS).
- Movements: On 3 axes by ball guides.
- Clamps: Tilting with interchangeable plate.
- Runs: 40mm X axis, 50mm Y axis, 30mm Z axis.
- Illumination: Led light.
- Dimensions: Width: 310mm (with max. lever encumbrance: 400mm), Depth: 400mm, Height: 470mm.
- Weight: 24.6 Kg.



OPTIONS



MCSM-PRO



Page K.15 - K.24

Household
Key Blanks

Page K.41 - K.47

Automotive
Key Blanks

Page K.49 - K.54

Workshop
Tools

Page K.33 - K.41

Cloning &
Programming

Mechanical Key Machines



CONDOR XC-002 Laser/Dimple Key Cutting Machines



XH-XC002



OPTIONS

* Require the Dimple set
of cutters XH-XC002-X

CODE	PRODUCT	PACK
XHORSE CONDOR XC-002		●
XH-XC002-D	Laser and Dimple key cutting machine	1
XH-XC002	Laser key cutting machine	1
MACHINE SPARES		●
XH-XCSP004	Spare cutter 1.5mm	1
XH-XCSP005	Spare cutter 2mm	1
XH-XCSP006	Spare cutter 2.5mm	1
XH-XCSP008	Spare guide probe	1
XH-XC002-X	Dimple set of cutters for XC-002	1

Equipped with an extensive range of cutters and a spring mechanism, the Condor XC-002 is the ideal key machine to start cutting laser (single, double, four-track etc.) and dimple keys (Cisa, Brisant, Mul-T-Lock etc.).

- Input voltage: 220V, Input frequency: 50Hz.
- Power consumption: 200W.
- Dimensions: Length: 298mm, Width: 445mm, Height: 525mm.
- Spindle Speed: 8000-10000rpm.
- Net Weight: 23Kg.
- Gross Weight: 28Kg.
- Warranty: 3 years.

MUSTANG Laser/Dimple Key Cutting Machine



MCM1006



OPTIONS



CODE	PRODUCT	PACK
RST MUSTANG		●
MCM1006	Mortice key cutting machine	1
MACHINE SPARES		●
SPM-MGMUC11	Spare cutter 2mm	1
SPM-MGMUC12	Spare cutter 2.5mm	1
SPM-MGMUC13	Spare cutter 3mm	1
SPM-MGMUT11	Spare tracer	1

This machine is designed to cut a wide range of keys including laser, dimple and tubular keys. Multi-Lock, Mercedes, Tubular and HU101 C-Max Adaptors included. Tilting jaws for angled cuts (Yale/Magnum keys).

- Variable Speed Motor.
- Cross Plate Lock.
- Intelligent Cross Plate Control.
- Synchronised Tilting Vices for angle cuts.
- Multi-Lock Adapters included.
- Supplied with Mercedes Key adapters.
- Tubular Key adapter included.
- Dual Handle operation.
- Tray for drill bits and accessories.
- Weight: 25kg
- Dimensions: 300x300x450mm
- Voltage: 220/240v
- CE Certified

DELTA 2000 FO Tibbe Key Cutting Machine



MCSD105



CODE	PRODUCT	PACK
SILCA DELTA 2000 FO		●
MCSD105	Tibbe key cutting machine	1
MACHINE SPARES		●
SPSD1002	Spare cutter genuine (SG18)	1
SPSD1002-C	Spare cutter copy (SG18)	1

Key cutting machine for cutting by code Ford Tibbe® (FO21P) and Jaguar® (TBE1P-TBE2P) type keys.

- Innovative, small and compact.
- Versatile.
- Easy and intuitive to use
- Conformity to CE standards.
- Optional: "AY" carriage for a duplication by code of Abloy® type keys.
- Optional: "MC" carriage for a duplication by copy of Ford® (FO19P-FO20P), Abus® (AB32-AB38P) and Abloy® (AY1-AY2-AY11) type keys.
- Motor: One speed single phase.
- Power supply: 230V-50Hz, 110V-60Hz.
- Cutter: HSS (Super Rapid Steel).
- Dimensions: Width: 210mm, Depth: 370mm, Height: 250mm.
- Weight: 14 Kg.



Page K.15 - K.24

Household
Key Blanks

Page K.41 - K.47

Automotive
Key Blanks

Page K.49 - K.54

Workshop
Tools

Page K.33 - K.41

Cloning &
Programming

COUGAR Tibbe Key Cutting Machine

CODE	PRODUCT	PACK
RST COUGAR		●
MCJ207	Tibbe key cutting machine	1
MACHINE SPARES		●
SPMC001	Spare cutter	1
SPMC002	Spare brush	1

RST COUGAR 360°- Tibbe Key Cutting Machine.

- For code cutting Ford 6 cut and Jaguar 8 cut keys.
- Designed to cut Tibbe keys through 360 Degrees without the need to remove the key from the cradle during operation.
- Can code cut both Ford and Jaguar keys with interchangeable cradles.
- 360-degree cutting capability.
- Easy use dialling system.
- Simple-turn action for angle location.
- 230/250 volt.
- Transmission via a timing belt.
- Nylon abrasive deburring brush.
- Weight: 11 Kg.



MCJ207



CROWN Tubular Key Cutting Machine

CODE	PRODUCT	PACK
SILCA CROWN		●
MCSC107	Tubular key cutting machine	1
MACHINE SPARES		●
SPSC1060	Spare cutter (No. 32)	1

Key cutting machine for tubular keys with frontal cuts.

- Standard version supplied synchronised self-centering clamp (T10) for tubular keys.
- The synchronisation device automatically rotates the key blank proportionately as the original key is rotated.
- Rotation may be free through 360° or set to stop in 6 or 8 predetermined positions, by operating a selector.
- 12 additional clamps are available on request for special requirements.
- Motor: Single-phase motor.
- Power supply: 230V-50Hz, 110V-60Hz.
- Cutter: Ø 5,95 mm.
- Dimensions: Width: 230mm, Depth: 450mm, Height: 180mm.
- Weight: 17 Kg.



MCSC107
























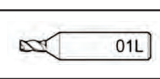



FOR AUTOMOTIVE KEYS, REMOTES, CHIPS & RESIDENTIAL REMOTES SEE PAGES K.41 - K.47


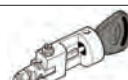


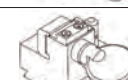
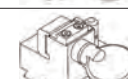


Popular Cutters & Attachments

Popular Cutters & Attachments

ITEM	CODE	MAKE	PACK
BRUSHES			
	SPSB1102	Nylon - SILCA Bravo Pro	1
	SPSB1038	Wire - SILCA Bravo Older Model	1
	SPSB1108	Nylon - SILCA Bravo Older Model and SILCA Rekord	1
	SPSR2009	Nylon - SILCA Rekord 2000	1
	SPSR1003	Wire - SILCA Rekord 2000	1

ITEM	CODE	MAKE	PACK
CUTTERS			
	SPSR1000	Genuine - SILCA Bravo, Rekord	1
	SPSR1000-C	Copy - SILCA Bravo, Rekord	1
	SPSL1002	Genuine Main - SILCA Lancer Plus	1
	SPSL1002-C	Copy Main - SILCA Lancer Plus	1
	SPSL1060	Genuine Side - SILCA Lancer Plus	1
	SPSL1060-C	Copy Side - SILCA Lancer Plus	1
	SPM1011	Genuine Main - RST MKII	1
	SPJM002	Genuine Side - RST MKII	1
	SPSC1023	Genuine F22 - SILCA Matrix Club	1
	SPSC1023-C	Copy F22 - SILCA Matrix Club	1
	SPM-MGMUC11	Genuine 2mm - RST Mustang	1
	SPSU1023	Genuine U01W - SILCA 399 Evo UC199	1
	SPSU2004	Genuine U01W - SILCA 399 Evo UC199	1

ITEM	CODE	MAKE	PACK
CUTTERS			
	SPSU2024-C	Copy U01 - SILCA 299	1
	SPSQ1005	Genuine W101 Laser Cutter - Silca Quattrocode, Triax-E-Code, Triax Quattro, Viper	1
	SPSQ1004	Genuine W129 Laser Cutter - SILCA Quattrocode, Triax-E-Code, Triax Quattro	1
	XH-XCSP004	Xhorse 1.5mm Laser Cutter for Condor Key Machines	1
	XH-XCSP005	Xhorse 2mm Laser Cutter for Condor Key Machines	
	XH-XCSP006	Xhorse 2.5mm Laser Cutter for Condor Key Machines	
	XH-XC002-X	Set of dimple cutters for Condor XC-002 Key Cutting Machine	1
	XH-XCSP008	Xhorse Tracer (Guide Probe) for Condor XC-002 Manual Key Machine	1
	XH-XCSP007	Xhorse Tracer (Guide Probe) for Condor Mini Key Machine	1
	SPSF0019	01L HHS Laser Cutter for Silca Futura Machines	1
	SPSF0018	01D Silca Dimple Cutter for Silca Futura Machines	1
	SPSF0022	01F Silca Face Cutter for Silca Futura Machines	1

ITEM	CODE	MAKE	PACK
ATTACHMENTS			
	SPSU1009	SX9 Simplex Adapter - SILCA Unocode All Models	1
	SPSU1003	FO21 Tibbe Adapter - SILCA Unocode All Models	1
	SPSU1007	Chubb Ava Adapter - SILCA Unocode All Models	1
	SPTR1001	R5 (HU66) Adapter - SILCA Triax All Models	1
	SPTR1014	R160 (HU101) Adapter - SILCA Triax All Models	1
	SPTR1011	R162 (HU92) Adapter - SILCA Triax All Models	1
	SPTR1054	R13 Automatic Tilting Jaw - SILCA Triax Quattro Only	1
	XH-XCSP003	M3 Jaw Clamp (Tibbe - SX9) for Xhorse Condor Mini Key Cutting Machine	1



Page K.41 - K.47

Automotive
Key Blanks

Page K.49 - K.54

Workshop
Tools

Page K.1 - K.14

Key
Machines

Page K.27 - K.31

Key
Accessories

Popular Cylinder Key Blanks



CODE
ABUS
AB1
AB1R
AB2
AB3
AB3R
AB13
AB14
AB17R
AB19
AB52
AB53
AB54
ADAMS RITE
ADT1
ALDRIDGE / ASEC
AE1R
ASEC1
ASEC2
AMERICAN
JC2R
ASSA
ASS2
ASS44
ASS45
ASS52R
ASS63
ASS155R
ASS175R
AVOCET
AVC1
AZBE
GBAZBE1
BASI
BA11
BAHNAM
BM1
BM2
BETA
BE203
BKS
BK1
BURG
BUR13
BUR20

CODE
CASHBOX
CAX1R
CAX2R
CENTURY
CEN1
CEN2
CEN2R
CES
CE1
CE2
CE4
CE12
CHUBB
CHU6
CISA
CS6
CS7
CS7R
CS17
CS17R
CS33
CS121
CS204
CS205
CS206
CS207
CS501
CORBIN
CB6
CHAVO
CHV1
CHV1R
DEXTER
DX1
DIAMOND
DN2
DOM
DM8
DM10
DM14
DM16
DM17
ERA
ER1
ER2
GBER682-56

CODE
ETAS
ETA1
ESLA
GBNG-ESLA
GBNG2-ESLA
GBNG4-ESLA
EURO LOCKS
EU1R
EU5R
EVVA
EV3
EV4
EV10
FF
FF1
FF2
FF15
GBFF142
GBFF143
GEGE
GE1
GE106
GIBBONS
GN1
HAFELE
HF75R
HENDERSON
HEN1
HTV
HT2
HUWIL
HW1
HW4
HW4R
ILS
GBIL141
FM6
INGERSOLL
ING1
ING5
ISEO
IE6
IE12
KWICKSET
KS1

CODE
LAS
LS11
LS11R
LS13
LS14
L&F
LF2
LF4
LF6R
LF11
LF12
LF19
LF19R
LF23R
LF24
LF26
LF27
LF28R
LF30R
LF32
LF36
LF45R
LF58R
LEGGE
LEG1
MASTER
MS1
MS2
MS3
MS6
MS8
MS10
MS11
MS11R
MS17
MS19
GBMT7000K
MERONI
MER4
MILA
MIL1
HDML1
MLM
MLM1
OJMAR
OJ6R
PAPAIZ
PZ1
PZ6
PREFER
PF2
PF092
REGAL
RG1
RENZ
REN1

CODE
RONIS
RO20
RO69
RUKO
RU1
GBRUGKR
GBRUAKR
RU14
RU19
GBRUHNR
GBRUALR
RU22R
SCHLAGE
SH3
SH5
SECURE
SC1
SOFI
SI1
SI1R
SI4R
SQUIRE
SQ1
SQ2
SQ3R
TESA
TE1
TE2
TE3
TE6
TESSI
GBTE6410
GBTE6460
TIGRIS
TG1
TOP
TOP1R
TRI CIRCLE
TL1
TL1R
TL2
TL2R
TL3
TL3R
TL4
TL4R
TL5
TL5R
TL6
TL6R
TL7
TL7R
TL8
TL8R
TOK-WINKHAUS
TO30R

CODE
TRIOVING
TR4
UNIVERSAL
ULO50
ULO51
ULO52
ULO54
ULO55
UNION
UNI1
UNI3
UNI3B
UNI27
UNI31
UNI32
UNI32R
VIRO
VI080
VI084
VI086
VI087
VI13
WEISER
WEI1
WEI2
WEI5
WILKA
WK1
W.M.S.
WMS1
WMS2
YALE
YA1E
YA1EB
YA1ER
YA3
YA3R
YA4
YA4R
YA5
YA7
YA8E
YA15
YA17
YA18
YA84R
YA86R
YA88S
YA89S
YA91S



Page K.41 - K.47

Automotive
Key Blanks

Page K.49 - K.54

Workshop
Tools

Page K.1 - K.14

Key
Machines

Page K.27 - K.31

Key
Accessories

Popular Mortice Key Blanks

Popular Mortice Key Blanks



CODE
ASEC/LEGGE
RST6935
AVOCET
RST403
RST436
CENTURY
RST348
CHUBB
RST120
RST120BL
RST132
RST162B
RST177B
RST179BL
RST196B
RST218
RST227NEW
CRESCENT (WORRAL)
RST188
ERA
RST226R
RST337
RST353
RST401
RST404
RST438
RST453B
ERA/EUROLOCKS/AVOCET
RST460/LH
RST460/RH
RST7529/ABL
RST7529/ABR
ERABUS
RST313
RST410
EUROLOCKS
RST7190/L
RST7190/R
RST407/SL
RST407/SR

CODE
EUROSPEC
RST7177B
FLEET
KB221/A
KB221/B
KB221/C
KB221/D
KB221/E
KB221/F
GIBBONS
RST209
RST225
RST315
RST316
RST403
KB199
GUARDIAN/IMPERIAL
RST304
RST405
HENDERSON
RST450
INGERSOLL
RST204
RST219
LEGGE
RST222
RST223
RST224
KB157B/R1
KB157B/R2
KB157B/R3
KB157B/R4
KB157B/R5
KB157B/R6
MERCHANT
RST436
SECUREFAST
RST226
RST406

CODE
SPACEGUARD/WORRAL
RST310
SQUIRE
RST195
RST214
RST215
RST216
STERLING
RST606/1
RST606/2
RST606/3
RST606/4
RST606/5
UNION
RST144
RST181
RST346
RST346L
KB190/MH1
KB190/MH2
KB190/MH3
KB190/MH4
KB190/MH5
KB190/MH6
WORRAL
RST188
YALE
RST139
RST213
RST225
RST303
RST338
RST345
RST402

UTILITY KEY BLANKS
MORTICE (5/8")
RST37/3
RST37/4
RST37/4.5
RST37/5
RST37/5.5
RST37/6
RST37/6.5
RST37/7
RST37/8

CODE
RIM (3/4")
RST21/1
RST21/2
RST21/3
RST21/4
RST21/5
RST21/6
RST21/7
PIN CABINET
RST76/5
RST76/6
RST76/7
RST76/8
RST76/9
RST73/8
RST73/9
RST73/10
PIPE CABINET
RST73/11
PADLOCK
RST47/6
RST47/7
RST47/8
RST47/9
RST47/10
RST47/11
FLAT STEEL
RST82
RST83
RST84



**FOR THE FULL RANGE OF
AUTOMOTIVE KEY BLANKS,
GO TO PAGE K.41 - K.47**

Popular Dimple Keys

CODE	PRODUCT	PACK
POPULAR DIMPLE KEYS		●
BRS1	Errebi BRS1 Brisant Dimple Cylinder Key Blank	1
ORMULT10P	Orion MULT10P Mul-T-Lock/Garrison Dimple Key Blank	1
ORMULT3P	Orion MULT3P Mul-T-Lock Dimple Key Blank	1
BRS1R	Silca BRS1R Brisant Dimple Cylinder Key Blank	1
CS62	Silca CS62 Cisa Dimple Cylinder Key Blank	1
MGN1RP	Silca MGN1RP Magnum/Yale Dimple Cylinder Key Blank	1
GBAV-P	Genuine Key Blank for Avocet 1-Star Cylinders	1
GBYASM	Genuine Key Blank for Yale Superior and Milenco 1-Star Cylinders	1
GAT1R	Silca GAT1R Dimple Key Blank To Suit Gatemate Cylinders	1
IE15	Silca IE15 Iseo Dimple Cylinder Key Blank	1
IE26	Silca IE26 Iseo Dimple Cylinder Key Blank	1
MTK12RP	Silca MTK12RP Mul-T-Lock Dimple Key Blank	1
MTK13RAP	Silca MTK13RAP Mul-T-Lock/Garrison Dimple Key Blank	1
MTK14RP	Silca MTK14RP Mul-T-Lock Dimple Key Blank	1
MTK4P	Silca MTK4P Mul-T-Lock Dimple Key Blank	1
MTK4RP	Silca MTK4RP Mul-T-Lock Dimple Key Blank	1
TE7	Silca TE7 Tesa Dimple Key Blank	1



Page K.41 - K.47

Automotive
Key Blanks

Page K.49 - K.54

Workshop
Tools

Page K.1 - K.14

Key
Machines

Page K.27 - K.31

Key
Accessories

Keys and Fobs to The Trade

- We provide fobs and keys to the trade to help you build your services in key cutting for your customers.
- Keys can be cut to number for many types of locks and key types.
- If you have the Silca 109 Key Blank Catalogue you can see the many keys that are available to number.



Popular Dimple Keys

Indirect codes	Direct codes	Dimple keys	Laser keys	Mortice keys	Fobs
<p>LF2 95001-97000 97001-99000</p>	<p>1-2-3-4-5-6-7-8-9-0</p>	<p>C562 1001001-1001000 1001001-1001000</p>	<p>1-2-3-4-5-6-7-8-9-0</p>	<p>1-2-3-4-5-6-7-8-9-0</p>	

Popular Cabinet Keys - Cut to Code

CODE	PRODUCT	PACK
CABINET - CUT TO CODE		●
-	Cabinet Standard	1
-	Cabinet Master	1
-	Flat Steel	1
-	L&F Master Keys	1
-	RPT Keys by Code L&F 28 Series	1





Page K.41 - K.47

Automotive
Key Blanks

Page K.49 - K.54

Workshop
Tools

Page K.1 - K.14

Key
Machines

Page K.27 - K.31

Key
Accessories

Keys & Fobs to the Trade

Popular Car Keys - Cut to Code



CODE	PRODUCT	PACK
CAR - CUT TO CODE		
-	Car Standard Wafer Non-Transponder (Standard Order)	1
-	Car Special (FO19P, FO21P, SX9P) Non-Transponder (Standard Order)	1
-	Car Laser Non-Transponder (Standard Order)	1
-	Tibbe - ID 4C Transponder Cut Only (Standard Order)	1
-	Tibbe - ID Crypto Transponder Cut Only (Standard Order)	1
-	Standard Wafer - ID Fixed Transponder Cut Only (Standard Order)	1
-	Laser - ID Fixed Transponder Cut Only (Standard Order)	1
-	Standard Wafer - ID Crypto Transponder Cut Only (Standard Order)*	1
-	Laser - ID Crypto Transponder Cut Only (Standard Order)*	1

*Except Blanks Ending T13, T25, T28, T29, T30.

Popular Mortice Keys - Cut to Code



CODE	PRODUCT	PACK
MORTICE - CUT TO CODE		
-	Union MM Series (Standard Order)	1
-	Chubb (LEVER CUT REQUIRED) (Standard Order)	1
-	Safe Keys (Mauer) (Standard Order)	1

Popular Flat/Dimple Keys - Cut to Code



CODE	PRODUCT	PACK
FLAT/DIMPLE - CUT TO CODE		
AST-S-XKEY-LATER	Cisa Astral (Code Required) (Standard Order)	1
MKMG01	Magnum (Code Required) (Standard Order)	1

Popular Keys Cut to Sample



CODE	PRODUCT	PACK
CUT TO SAMPLE		
-	Cylinder Standard 5 & 6 Pin Keys (Sample Copy)	1
-	Mortice 3 & 5 Lever (Sample Copy)	1
-	Mortice Bs 5 Lever (Sample Copy)	1
-	Mortice With Side Ward (Sample Copy)	1
-	Rim, Pipe, Pin Mortice (Sample Copy)	1
-	Single Bit Safe Keys (Sample Copy)	1
-	Double Bit Safe Keys (Sample Copy)	1
-	Cisa Astral (Sample Copy)	1
-	Magnum (Sample Copy)	1

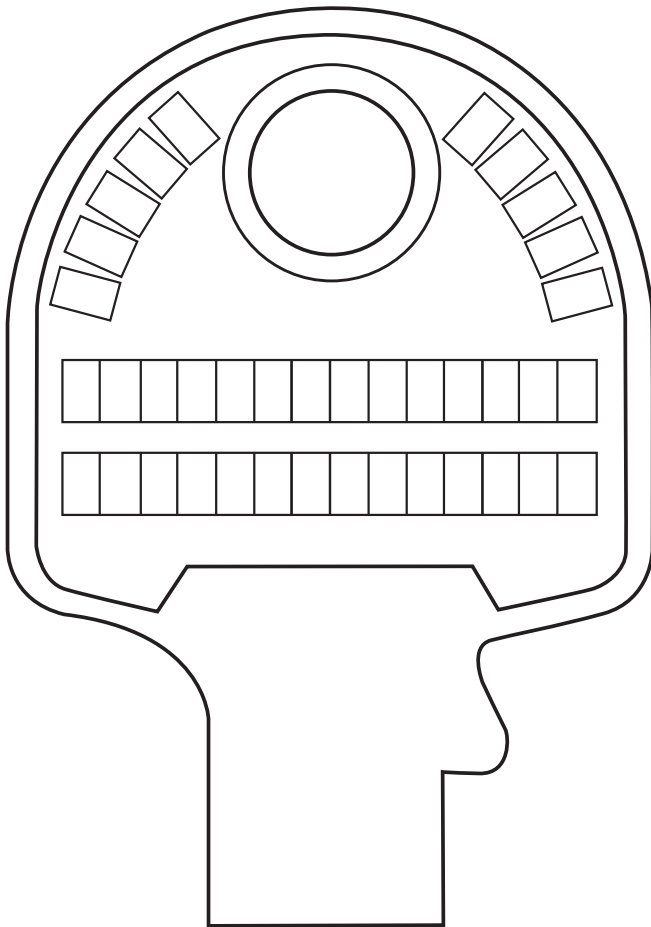
**Plus cost of blank.







Fobs to The Trade



CODE	PRODUCT	PACK
FOBS TO THE TRADE		
-	Fobs To The Trade	1

ADD COINING TEXT



YALE	UNION	UNIVERSAL
		
YA1EL Quantity	UNI3L Quantity	UL050L Quantity
UNIVERSAL	ASEC	CISA
		
UL054L Quantity	ASEC1 Quantity	CS206 Quantity

DELIVERY 4-6 WEEKS AFTER APPROVAL OF ARTWORK

Quantity 3000
(Minimum 500 of Each)
Choose any single or mixed type minimum 500

Comments

COMPANY NAME:

A/C NO:

COMPANY ADDRESS:

POSTCODE:

ORDER NO:

TELEPHONE:

FAX:

CONTACT:

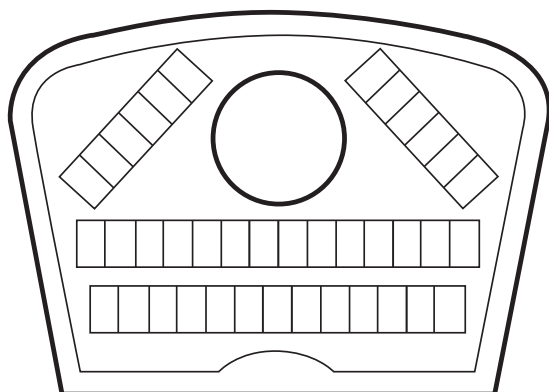
DATE:

SIGNATURE:

Please photocopy and fax back to 0131 554 1177 or email to sales@keyprint.co.uk

Mortice Key Blank Coining (Own Branding)

ADD COINING TEXT



Brass CHUBB Key Blanks

CHUBB 3G114	CHUBB 3G110
RST196B	RST177B
Quantity	Quantity

Quantity 2000
(Minimum 500 of Each)

Brass ERA Key Blanks

ERA 5 LEVER INVINCIBLE	ERA 5 LEVER FORTRESS	ERA 5 LEVER PROFIT
RST401	RST404	RST453
Quantity	Quantity	Quantity

Quantity 1500
(Minimum 500 of Each)

STEEL Keyblanks

UNION 3 LEVER	CHUBB 3G114	LEGGE 5 LEVER BS	SECUREFAST 5 LEVER	ERA 5 LEVER INVINCIBLE	ERA 5 LEVER FORTRESS	ERA 5 LEVER PROFIT
RST181	RST179	RST224	RST226	RST401	RST404	RST453
Quantity	Quantity	Quantity	Quantity	Quantity	Quantity	Quantity

Quantity 2000
(Minimum 500 of Each)

**FREE DIE CHARGE: DIE CAN BE
USED ON ANY OF THE ABOVE**

**DELIVERY 6-8 WEEKS AFTER
APPROVAL OF ARTWORK**

Comments

COMPANY NAME:

A/C NO:

COMPANY ADDRESS:

POSTCODE:

ORDER NO:

TELEPHONE:

FAX:

CONTACT:

DATE:

SIGNATURE:

Please photocopy and fax back to 0131 554 1177 or email to sales@keyprint.co.uk



Popular Household - PH110 300mm x 805mm

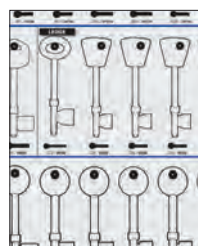
CODE	PRODUCT	PACK
POPULAR HOUSEHOLD - PH110 300MM X 805MM		
ACBPH110	x5 Keys per hook (495 Keys)	-
<p>Blank Reference: ABUS - AB1, AB1R, AB3, AB14, AB52, AB53, AB54. ASSA - ASS2, ASS44, AS155R (UK GEN), ASS175R(UL), ALDRIDGE/ASEC - ASEC1, ASEC2. AVOCET - AVC1. AZBE - GBAZBE1. CES - CE1, CE2. CENTURY - CEN1. CHUBB - CHU6. CISA - CS7, CS7R, CS206, CS207.</p> <p>CORBIN - CB6. DOM - DM14. ERA - ER1, ER2. ESLA - GBESGB, GB-NGESLA, GB-NG2ESLA. ETAS - ETA1. EVVA - EV3, EV4, EV10, EV81X, EV82X. FF - FF1, FF2, GBFF142, GBFF143. GEGE - GE1, GE106. GIBBONS - GN1. HENDERSON - HEN1.</p> <p>HTV - HT2. HUWIL - HW1. ISEO - IE6, IE9. ILS - GBIL141. KWICKSET - KS1. L&F - LF2, LF4, LF11, LF19, LF45R. LEGGE - LEG1. MASTER - MS1, MS2.</p>		



ACBPH110

Popular Mortice - PM110 300mm x 805mm

CODE	PRODUCT	PACK
POPULAR MORTICE - PM110 300MM X 805MM		
ACBPM110	x5 Keys per hook (300 Keys)	-
<p>Blank Reference: CHUBB - RST177B, RST196B CRESCENT / WORRAL - RST188, RST310 ERA - RST337, RST353, RST401, RST404, RST453B EUROSPEC - KBUE2 GUARDIAN - RST304, RST405 LEGGE - RST222, RST224 LEGGE / ASEC - RST6935 SECUREFAST - RST226, RST406 UNION - RST144, RST346, RST181 MORTICE (5/8") - RST37/3, RST37/4, RST37/5, RST37/5.5, RST37/6, RST37/7 RIM - RST21/3, RST21/4, RST21/5, RST21/6, RST21/7</p>		



ACBPM110

Household - H110 300mm x 805mm

CODE	PRODUCT	PACK
HOUSEHOLD - H110 300MM X 805MM		
ACBH110	x5 Keys per hook (560 Keys)	-
<p>Blank Reference: ABUS - AB2, AB1, AB1R, AB3, AB3R, AB7, AB13, AB14, AB16R, AB17, AB17R, AB19, AB20, AB52, AB53, AB54. ADAMS RITE - ADT1. AGE - AGE1. ALDRIDGE / ASEC - ASEC1, AE2R, AE1R, ASEC2. ANKERSLOT - AKR2. AMERICAN - AMER 5PIN (JC1), AMER 6PIN (JC2R). AMERICAN - AMER 5PIN (JC1), AMER 6PIN (JC2R). ASSA - ASS2, ASS38, ASS44, ASS45, ASS52R (HH), ASS63, ASS155R (UK GEN), ASS175R (UL), ASS176 (TM). AVOCET - AVC1. AZBE - GBAZBE1. BASI - BAI1. BASTA - BAS1. BAHNAM - BM1, BM2. BETA - BE3, BE202, BE203. BKS - BK1. BURG - BUR1, BUR2, BUR13, BUR20, BUR21. CASHBOX - CAX1R, CAX2R. CENTURY - CEN2, CEN2R, CEN1, CEN1R, CEN3, CEN4R. CES - CE4, CE4R, CE1, CE1R, CE2, CE2R, CE6, CE6R, CE12. CHUBB - AB27, CHU6. CISA - CS6, CS6R, CS7, CS7R, CS17, CS17R, CS26, CS26R, CS32, CS32R, CS207, CS33, CS33R, CS121, CS204, CS205, CS206, CS501. CLAUSOR - CR2R. CORBIN - CB1, CB1R, CB3, CB3R, CB6, CB6R, CB16, CB17, CB19, CB26R, CB32, CB42, CB96R. CHAVO - CHV1, CHV1R. CEMA - CM2. DEXTER - DX1. DIAMOND - DN2, DO1R DOM - DM4, DM4R, DM8, DM8R, DM10, DM14.</p>		



ACBH110



Page K.41 - K.47

Automotive
Key Blanks

Page K.49 - K.54

Workshop
Tools

Page K.1 - K.14

Key
Machines

Page K.27 - K.31

Key
Accessories

Key Boards

Household - H210 300mm x 805mm



ACBH210



CODE	PRODUCT	PACK
HOUSEHOLD - H210 300MM X 805MM		
ACBH210	x5 Keys per Hook (565)	-
<p>Blank Reference: DOM - DM16, DM17. DOMINION - DO1R. ERA - ER1, ER2, ERA D. ETAS - ETA1. ESLA - GBESGB, GB-NGESLA, GB-NG2ESLA. EURO LOCKS - EU5R, EU4, EU4R, EU1R. EVVA - EV3, EV3X, EV4, EV4X, EV10, EV10X, EV81X, EV82X. FF - FF1, FF1R, FF2, FF2R, FF14, FF15, GBFF142, GBFF143. GE - GE1, GE106. GIBBONS - GN1. GLOBE - GL7, GL8.</p> <p>HAFELE - HF1R, HF73R, HF74, HF75R. HEKNA - HN1. HENDERSON - HEN1. HTV - HT1, HT1R, HT2. HUDSON - HD8R. HUWIL - HW1, HW4, HW4R. IFAM - IF6. ILS - GBIL141, FM6. INGERSOLL - ING3, ING1, ING2, ING5, ING6. ISEO - IE2, IE2R, IE6, IE6R, IE9, IE12. JOWILL - JOW1, JOW1R. JU - JU13R.</p> <p>KYNNARPS - KNA1, KNA2. KWICKSET - KS1, KS4. LAS - LS9, LS9R, LS11, LS11R, LS13, LS13R, LS14, LS14R. L&F - LF4, LF4R, LF2, LF6R, LF8, LF11, LF11R, LF12, LF19, LF19R, LF20, LF20R, LF22, LF22R, LF23R, LF24, LF26, LF27, LF27R, LF28R, LF30R, LF32, LF32R, LF42R, LF36, LF36R, LF33, LF45R, LF46R, LF52, LF53, LF56, LF57, LF58R, LF59R. LEGGE - LEG1.</p>		

Household - H310 300mm x 805mm



ACBH310



CODE	PRODUCT	PACK
HOUSEHOLD - H310 300MM X 805MM		
ACBH310	x5 Keys per Hook (570)	-
<p>Blank Reference: LINCE - LC3, LC3R, LC2, LC2R, LC4, LC4R, LC11, LC11R. LOCKWOOD - LW4, LW4R. MASTER - MS1, MS2, MS3, MS3R, MS6, MS7, GBMT7000K, MS9R, MS10, 15K GEN (MS11), 15KR GEN (MS11R), MS17, MS19, MAS PRO GEN, 19K GEN (MS8). MERONI - MER2, MER4, MER4R. ME-FA - MF1R. MILA - MIL1, HDML1. METALUX - MX1, MX5. MLM - MLM1. NEPTUNE - NP1R. OJMAR - OJ6R, OJ12R, OJ13R.</p> <p>PAPAIZ - PZ1, PZ2, PZ3, PZ4, PZ6. PREFER - PF2, PF092. REGAL - RG1. RENZ - REN1, REN1R, REN2, REN2R. RONIS - RO8, RO8R, RO20, RO20R, RO21, RO21R, RO32, RO67, RO67R, RO68, RO68R, RO69. RUKO - RU1, GBRUGKR (RU9R), GBRUAKR (RU12), RU19, GBRUHNH (RU20), GBRUALR (RU21), RU22R, RU14. SCHLAGE - SH3, SH4, SH5, SH10. SECURE - SC2, SC1. SHAW - SHW1.</p> <p>SIDLEEN - SD1, SD2. SIMECA - SM1. SOFI - SI1, SI1R, SI4R. SQUIRE - SQ1, SQ2, SQ3R. STREBOR - STR2, STR3, STR4, STR4R, STR5, STR6. TAYLOR - TY1. TESA - TE1, TE2, TE3, TE6. TESSI - GBTE6410, GBTE6460. TIGRIS - TG1. TOP - TOP1R. TRI-CIRCLE - TL1, TL1R, TL2, TL2R, TL3, TL3R, TL4, TL4R, TL5, TL5R, TL6, TL6R, TL7.</p>		

Household - H410 300mm x 805mm



ACBH410



CODE	PRODUCT	PACK
HOUSEHOLD - H410 300MM X 805MM		
ACBH410	x5 Keys per Hook (480)	-
<p>Blank Reference: TRI-CIRCLE - TL7R, TL8, TL8R, TL9, TL9R, TL10, TL10R. TRIOVING - TR1, TR2, TR4. TOK-WINKHAUS - TO30R. UNION - UNI1, UNI1R, UNI2, UNI3, UNI4, UNI4R, UNI7, UNI8, UNI11A, UNI16, UNI22, UNI23, UNI25, UNI27, UNI28, UNI30, UNI31, UNI31R, UNI32, UNI32R. UNIVERSAL - ULO50, ULO51, ULO52, ULO53, ULO54, ULO55, ULO58. VACETTE - VAC1, VAC2. VIRO - VI11, VI13, VI080, GBVI080LH, VI081, VI084, VI085, VI086, VI087.</p> <p>WEISER - WE1, WE2, WE5. WAGNER - HDWAG1. WILKA - WK1. WKS - GBDT-WKS, GBWKS-AP, GBWKS-S, GBWKS-BP1, GBWKS.B. WMS - WMS1, WMS2, HDWMS1, HDWMS5. WEBSTER - WTR1R. YALE - YA1E, YA1E, YA1ER, YA2, YA2R, YA3, YA3R, YA4, YA4R, YA5, YA7, YA5R, YA8E, YA15, YA17, YA17R, YA18, YA18R, YA19, YA19R, YA20, YA20R, YA30, YA27R, YA30R, YA32, YA84R, YA84S, YA85R, YA86R, YA88S. ZEISS IKON - ZE12</p>		



Page K.41 - K.47

Automotive
Key Blanks

Page K.49 - K.54

Workshop
Tools

Page K.1 - K.14

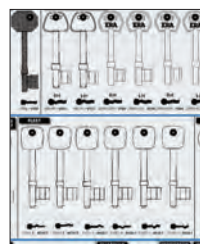
Key
Machines

Page K.27 - K.31

Key
Accessories

Mortice - M110 300mm x 805mm

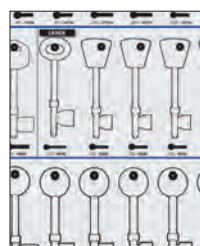
CODE	PRODUCT	PACK
MORTICE - M110 300MM X 805MM		
ACBM110	x5 Keys per Hook (395)	-
<p>Blank Reference: AVOCET - 403, 436. CENTURY - 348. CHUBB - 132, 137, 177B, 196B. CRESCENT / WORRAL - 188, 310. ERA - 226R, 353, 401, 453B. ERA / EUROLOCKS / AVOCET - 460 RH, 460 LH, GBER605-56 RH, GBER605-56 LH, GBER606-56 RH, GBER606-56 LH. EREBUS - 313, 410. EUROLOCKS / SECUREFAST - 407 SL, 407 SR.</p> <p>FLEET - FLEET A, FLEET B, FLEET C, FLEET D, FLEET E, FLEET F. GIBBONS - 209, 315, 316, GIBB G, GIBB H, GIBB J, GIBB K, GIBB K. GUARDIAN - 304, 405. HENDERSON - 450. INGERSOLL - 204, 219. LEGGE - 222, 223, 224. LEGGE / ASEC - 6935. LEGGE R SERIES - LEGGE R1, LEGGE R2, LEGGE R3, LEGGE R4, LEGGE R5, LEGGE R6.</p> <p>MERCHANT - 436. SECUREFAST - 226, 406. SQUIRE - 195, 214, 215, 216. UNION - 144, 181, 346, 346K. UNION MH - MH1(190L), MH2(190R), MH3(191L), MH4(191R), MH5(228L), MH6(228R). UNION ML - ML1, ML2, ML3, ML4, ML5, ML6, ML7, ML8, ML9, ML10.</p>		



ACBM110

Mortice - M210 300mm x 805mm

CODE	PRODUCT	PACK
MORTICE - M210 300MM X 805MM		
ACBM210	x5 Keys per Hook (335)	-
<p>Blank Reference: WALSALL / ACE - GBACE-A55KB BS, GBACE. YALE - 139, 213, 225, 303, 338, 345, 402. ASHTREE - 298. ASRO - 198. RINGBOW - 344. MORTICE (5/8") - 37/3, 37/4, 37/4.5, 37/5, 37/5.5, 37/6, 37/6.5, 37/7, 37/8. PIN CABINET - 76/5, 76/6, 76/7, 76/8, 76/9.</p> <p>PIPE CABINET - 73/8, 73/9, 73/10, 73/11. PADLOCK - 47/6, 47/7, 47/8, 47/9, 47/10, 47/11. FLAT STEEL - 82, 83, 84, 101. PIN SAFE - 64/4, 64/5, 64/6, 64/6.5, 64/7. PIN SAFE - 340-4, 340-5, 340-6, 340-7, 340-8, 340-9. PIN LATCH - 54/4, 54/5, 54/6, 54/7. L&F PIN SAFE - 360L, 360M. PIPE SAFE - 67/8, 67/9, 67/10.</p> <p>PIPE LATCH - 58/6, 58/7, 58/8, 58/9. RIM - 21/1, 21/2, 21/3, 21/4, 21/5, 21/6, 21/7.</p>		



ACBM210

TE Look A-Like - TE116 & TE216 300mm x 805mm

CODE	PRODUCT	PACK
SILCA TE LOOK A-LIKE KEY BOARDS		
ACBTE116	TE Look-Alike Key Board 1 - 2 Keys Per Hook (70 Keys)	-
ACBTE216	TE Look-Alike Key Board 2 - 2 Keys Per Hook (70 Keys)	-
<p>TE116 Blank Reference: BW9TE, CY24TE, DAT17TE, DH5RTE, DWO4CTE, DWO4RTE, DWO5TE, FO19TE, FO21TE, GT10TE, HON58RTE, HON65RTE, HON66TE, HON70TE, HU43TE, HU56RTE, HU66TE, HU71TE, HU83TE, HU87RTE, HU92RTE, HU100TE, HU101TE, HU133RTE, HYN6TE, HYN7RTE, HYN10TE, HYN12TE, HYN14TE, HYN14RTE, HYN15TE, ISU5TE, KIA3RTE, KW16TE, MAZ24RTE</p> <p>TE216 Blank Reference: MIT8TE, MIT11RTE, NE72TE, NE73TE, NE75TE, NE78TE, NSN11TE, NSN14TE, NSN19TE, PO1RTE, SIP16TE, SIP22TE, SSS3TE, SX9TE, SZ11TE, SZ11RTE, SZ12TE, SZ17RTE, SZ18TE, SZ18RTE, SZ22TE, TAT1TE, TOY40BTE, TOY41RATE, TOY41RATE, TOY43ATE, TOY43RATE, TOY46RATE, TOY47TE, TOY48BTE, TOY49TE, VA2TE, VAC102TE, YH35RTE, ZD24RMH</p>		



ACBTE116



ACBTE216

Instacode - Key Code Software

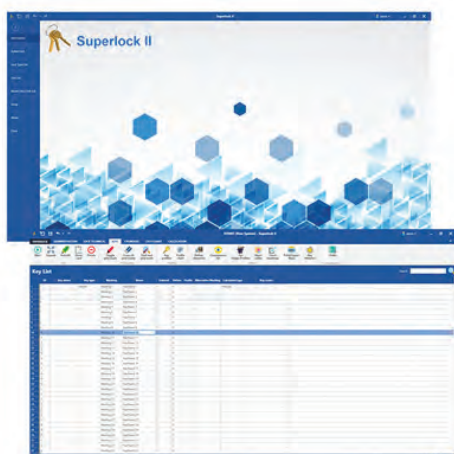


CODE	PRODUCT	PACK
INSTACODE		
MCWH-IC-AS	InstaCode Key Code Software - 1-year licence	-
-	InstaCode Live - Key Code Software*	-

*Various options available. Please contact sales for more info and pricing.

InstaCode is considered the leading Key Data Software throughout the world and a vital tool for any professional locksmith. With over 8000 code series, card printing, full diagrams, measurements and biting information on household and vehicle keys, InstaCode has got everything you need to make the most of your key cutting machine.

Superlock II - Master Key Software



CODE	PRODUCT	PACK
SUPERLOCK II - MASTER KEY SOFTWARE		
SL2-W43000	Superlock II - Standard - one licence	-

The perfect program for calculation and administration of master key systems.

With Superlock II you can:

- Calculate key cutting and cylinder pinning in systems with either a single or multiple profiles.
- Calculate keys and cylinders when you type in keys, cylinders and accesses in the lock chart.
- Calculate the extensions and inserts the changes when you modify a system.
- Check for illegal keys, keys without access and illegal accesses etc...
- See the cylinder build, create a list for printing, or send the information to a cutting/assembly machine.
- Setup your own profile sets and make Superlock II assign the profiles to each key and cylinder.
- Receive systems from Planner, calculate them and return them to the same Planner or to a Keybank for the administration of keys and cylinders.
- Plus much more.

**More options available.
Please contact sales for more info and pricing.**

Silca Software



CODE	PRODUCT	PACK
SILCA SOFTWARE		
MCSIDEA-S	Windows Software for IDEA	-
MCSID002	Windows Software For IDEA - Additional Licence	-
MCSTE1S	Windows Software For TRIAX QUATTRO	-
MCSTE7S	Windows Software For TRIAX QUATTRO - Additional License	-
MCSU150	Windows Software For UNOCODE 299/399	-
MCSU151	Windows Software For UNOCODE 299/399 - Additional Licence	-
-	Silca Software Annual Subscription*	-

*Various options available. Please contact sales for more info and pricing.

Including cutting cards, series and key profiles, Silca software incorporates everything you need to fully exploit the potential of your electronic key-cutting machine.

Key Accessories

Click Tags.....	K.27
Kevron Display Board.....	K.27
Giant Click Tags.....	K.28
Jumbo Key Tags.....	K.28
Baggage Tags.....	K.29
Plastic Key Caps.....	K.29 - K.30
Custom Printed Click Tags.....	K.31



**YOUR KEY
SUPPLIER FOR
KEY ACCESSORIES**



Page K.15 - K.24

Household
Key Blanks

Page K.41 - K.47

Automotive
Key Blanks

Page K.49 - K.54

Workshop
Tools

Key Boards & Key Accessories

Kevron**KEYPRINT®**
SECURITY LTD

ID5 & ID38 Click Tags 56x30mm



KEV-5CLR50



KEV-38AC50



KEV-5CTR200



KEV-9RTL



KEV-6RTL

CODE	PRODUCT	COLOUR	PACK
ID5 CLICK TAGS - BAGGED			
KEV-5AC50	50 pieces, Assorted (various colours)	VARIOUS	50
KEV-5AC10	10 pieces, Assorted (various colours)	VARIOUS	10
KEV-5BLU50	50 pieces, Blue		50
KEV-5CLR50	50 pieces, Clear		50
KEV-5GRN50	50 pieces, Green		50
KEV-5LIL50	50 pieces, Lilac		50
KEV-5AC50-ORG	50 pieces, Orange		50
KEV-5RED50	50 pieces, Red		50
KEV-5RHU50	50 pieces, Rhubarb		50
KEV-5YEL50	50 pieces, Yellow		50
ID38 CLICK TAGS FLUORESCENT - BAGGED			
KEV-38AC50	50 pieces, Fluorescent (various colours)	VARIOUS	50
KEV-38FRGN50	50 pieces, Fluorescent Green		50
KEV-38FORG50	50 pieces, Fluorescent Orange		50
KEV-38FPNK50	50 pieces, Hot Pink		50
KEV-38FYEL50	50 pieces, Fluorescent Yellow		50
ID5 CLICK TAG - COUNTER DISPLAY			
KEV-5CTR200	200 pieces, Assorted (various colours)	VARIOUS	200
ID5 KEY TAG RACK - BLISTER			
KEV-9RTL	4 pieces, Assorted (various colours)	VARIOUS	4
KEV-6RTL	8 pieces, Assorted (various colours)	VARIOUS	8

Enabling quick identification of multiple keys, Kevron plastic key tags help your customers keep their keys organised. Robust and solid, Kevron click tags feature a paper insert protected by a hinged plastic cover. Handy and convenient, they will provide a steady extra source of income to your key cutting services.

- Tag Size: 56 x 30mm (2 3/16" x 1 1/8").
- Insert Size: 37 x 21mm (1 7/16" x 13/16").
- Ring Size: 19mm (3/4").
- Easy opening keytags with paper insert.
- Assorted colours.
- Various colour options.

Kevron Keytag Display Board 300mm x 805mm



ACBPKV1



CODE	PRODUCT	PACK
KEVRON KEYTAG BOARD 300MM X 805MM		
ACBPKV1	Kevron Keytag Board (Board Only)	1

Accommodates the Kevron range of clicktags, giant clicktags and jumbo keytags in various colours. Ideal for display in your shop or showroom.

- Board Only.
- 300mm x 805mm.
- Includes Hooks.
- Fits: ID5, ID30, ID10 Keytags.



Page K.15 - K.24

**Household
Key Blanks**

Page K.41 - K.47

**Automotive
Key Blanks**

Page K.49 - K.54

**Workshop
Tools****ID30 Giant Click Tags 74x38mm**

CODE	PRODUCT	COLOUR	PACK
ID30 GIANT CLICK TAGS - BAGGED			●
KEV-30AC25	25 pieces, Assorted (various colours)	VARIOUS	25
KEV-30BLU25	25 pieces, Blue		25
KEV-30CLR25	25 pieces, Clear		25
KEV-30GRN25	25 pieces, Green		25
KEV-30LIL25	25 pieces, Lilac		25
KEV-30ORG25	25 pieces, Orange		25
KEV-30RED25	25 pieces, Red		25
KEV-30RHU25	25 pieces, Rhubarb		25
KEV-30YEL25	25 pieces, Yellow		25
ID30 GIANT CLICK TAGS FLUORESCENT - BAGGED			●
KEV-30AC25FL	25 pieces, Fluorescent (Various colours)	VARIOUS	25
KEV-30FGRN25	25 pieces, Fluorescent Green		25
KEV-30FORG25	25 pieces, Fluorescent Orange		25
KEV-30FPNK25	25 pieces, Hot Pink		25
KEV-30FYEL25	25 pieces, Fluorescent Yellow		25
ID30 GIANT CLICK TAGS - COUNTER DISPLAY			●
KEV-30CTR100	100 pieces, Assorted (various colours)	VARIOUS	100
ID30 GIANT CLICK TAGS - COUNTER DISPLAY BOX			●
KEV-30AC50	50 pieces, Assorted (various colours)	VARIOUS	50



KEV-30BLU25



KEV-30RED25



KEV-30AC25



KEV-30CTR100



KEV-30AC50

Enabling quick identification of multiple keys, the Kevron giant plastic key tags help your customers keep their keys organised. With a larger paper insert to fill in details, Kevron giant click tags are specifically designed for both keys and luggage. Extremely robust, they will provide a steady extra source of income to your key cutting services.

- Tag Size: 74mm x 38mm (2 7/8" x 1 1/2").
- Insert Size: 50mm x 31mm (1 15/16" x 1 3/16").
- Ring Size: 25mm (1").
- Easy opening key tag with paper insert.
- Paper insert protected by a solid hinged plastic cover.
- Available in various colour options.

ID10 Jumbo Key Tags 95x56mm

CODE	PRODUCT	COLOUR	PACK
ID10 JUMBO KEY TAGS - BAGGED			●
KEV-10AC50	50 pieces, Assorted (various colours)	VARIOUS	50
KEV-10BLK10	10 pieces, Black		10
KEV-10BLU10	10 pieces, Blue		10
KEV-10LBLU10	10 pieces, Light Blue		10
KEV-10LGRN10	10 pieces, Light Green		10
KEV-10RED10	10 pieces, Red		10
KEV-10WHT10	10 pieces, White		10
KEV-10YEL10	10 pieces, Yellow		10
KEV-10ORG10	10 pieces, Orange		10
ID10 JUMBO KEY TAGS - COUNTER DISPLAY			●
KEV-10CTR60	60 pieces, Assorted (various colours)	VARIOUS	60



KEV-10LBLU10



KEV-10AC50



KEV-10CTR60

- Tag Size: 95 x 56mm (3 3/4" x 2 3/16").
- Insert Size: 70 x 45mm (2 3/4" x 1 3/4").
- Ring Size: 30mm (1 1/8").



Page K.15 - K.24

Household
Key Blanks

Page K.41 - K.47

Automotive
Key Blanks

Page K.49 - K.54

Workshop
Tools

Key Accessories

Kevron**KEYPRINT®**
SECURITY LTD

ID4 Baggage Tags 200x52mm



KEV-4AC30



KEV-25BP-K

CODE	PRODUCT	COLOUR	PACK
ID4 BAGGAGE TAGS - COUNTER DISPLAY BOX			●
KEV-4AC30	30 pieces, Assorted (various colours)	VARIOUS	30
ID4 BAGGAGE TAGS & CLICK TAG - BLISTER			●
KEV-25BP-K	2 pieces + 1 Clicktag, Assorted (various colours)	VARIOUS	2+1

With an extra-large paper insert, Kevron plastic baggage tags are the best solution to protect your luggage against loss. Available in six different super-bright colours, Kevron baggage tags allow your customers to easily identify their luggage. With a sturdy locking "slip-through" strap, they won't fell off your luggage. Stored in a convenient box for your counter or desk, Kevron baggage tags will provide a steady source of income for your business.

- 30 pieces, Assorted Box (various colours).
- 200x52mm, insert 73x47mm, 60x36mm print area.
- Blister pack includes 2 Baggage Tags and 1 Clicktag.

Kevron Display Stand 300x805mm



ACBPKV1

CODE	PRODUCT	PACK
KEVRON KEYTAG BOARD 300MM X 805MM		●
ACBPKV1	Kevron Keytag Board (Board Only)	1

Accommodates the Kevron range of clicktags, giant clicktags and jumbo keytags in various colours. Ideal for display in your shop or showroom.

- Board Only.
- 300mm x 805mm.
- Includes Hooks.
- Fits: ID5, ID30, ID10 Keytags.

Plastic Key Tags



ACL51/BL



CODE	PRODUCT	COLOUR	PACK
PLASTIC KEY TAGS - COUNTER DISPLAY BOX			●
ACL51/B	200 pieces, Black	●	200
ACL51/BL	200 pieces, Blue	●	200
ACL51/G	200 pieces, Green	●	200
ACL51/R	200 pieces, Red	●	200
ACL51/Y	200 pieces, Yellow	●	200

Enabling quick identification of multiple keys, comes in various colours. Ideal for display in your shop or showroom.

- Individual colours per box.
- Box pack of 200.

Plastic Key Tags




ACL71



CODE	PRODUCT	COLOUR	PACK
PLASTIC KEY TAGS - COUNTER DISPLAY BOX			●
ACL71	200 pieces, Assorted (various colours)	VARIOUS	200

Enabling quick identification of multiple keys, comes in various colours. Ideal for display in your shop or showroom.

- Assorted colours.
- Box pack of 200.



Plastic I.D. Rings

CODE	PRODUCT	COLOUR	PACK
PLASTIC I.D. RINGS - COUNTER DISPLAY BOX			
ACL72	200 pieces, Assorted (various colours)	VARIOUS	200

Enabling quick identification of multiple keys, comes in various colours.
Ideal for display in your shop or showroom.

- Assorted colours.
- Fits cylinder keys.
- Box pack of 200.



ACL72

Plastic Key Caps

CODE	PRODUCT	COLOUR	PACK
PLASTIC KEY CAPS - COUNTER DISPLAY BOX			
ACL73	200 pieces, Assorted (various colours)	VARIOUS	200

Enabling quick identification of multiple keys, comes in various colours.
Ideal for display in your shop or showroom.

- Assorted colours.
- Fits cylinder keys.
- Box pack of 200.




ACL73

Plastic Key Tags Small

CODE	PRODUCT	COLOUR	PACK
PLASTIC KEY TAGS SMALL - COUNTER DISPLAY BOX			
ACL75	100 pieces, Assorted (various colours)	VARIOUS	100

Enabling quick identification of multiple keys, comes in various colours.
Ideal for display in your shop or showroom.

- Assorted colours.
- Box pack of 100.




ACL75

Plastic Key Tags Large

CODE	PRODUCT	COLOUR	PACK
PLASTIC KEY TAGS LARGE - COUNTER DISPLAY BOX			
ACL76	50 pieces, Assorted (various colours)	VARIOUS	50

Enabling quick identification of multiple keys, comes in various colours.
Ideal for display in your shop or showroom.

- Assorted colours.
- Box pack of 50.



ACL76



Page K.15 - K.24

Household
Key Blanks



Page K.41 - K.47

Automotive
Key Blanks



Page K.49 - K.54

Workshop
Tools

Be In Front Of Your Customers Every Time They Grab Their Keys

CUSTOM PRINTED KEY TAGS



BENEFITS:

- **Power up your business.** Your customers will see your business any time they use their keys. This is at least twice a day every day.
- You'll enjoy **the ultimate promotional tool** that will not end up in the bin.
- **Keep them coming back.** Your phone will ring more often and you will eliminate slow times.
- **Sturdy and extra-resistant.** Your key tags will keep your business in front of your customers for many years to come.
- **They work 24/7 for you.** Your customers will always carry your name with them. Even when you are sipping that cold ale under the sun.

TAG SIZE
56x30mm
INSERT CARD SIZE
37x21mm
COLOUR
Clear and assorted colours
RING SUPPLIED
Yes
MINIMUM ORDER
300

Get your custom printed key tags today. **Send an email to sales@keyprint.co.uk or call us on 0131 555 0909 to place your order or request a quote.**

Programming & Cloning Solutions

Summary K.33

Auto Key Programming K.34 - K.36

Transponder Cloning K.37 - K.38

Card/Fob/Remote Duplication K.39 - K.40

Smart Remote Programmer K.41

Silca Flip Keys K.41

Silca TE Keys K.42

Silca Remote Shells K.43 - K.44

Auto Remotes K.45

Transponder Chips K.46

Universal Remotes, Blades & Chips ... K.47



**YOUR KEY
SUPPLIER FOR
PROGRAMMING & CLONING**



Page K.41 - K.47

Automotive
Key Blanks



Page K.49 - K.54

Workshop
Tools



Page K.1 - K.14

Key
Machines

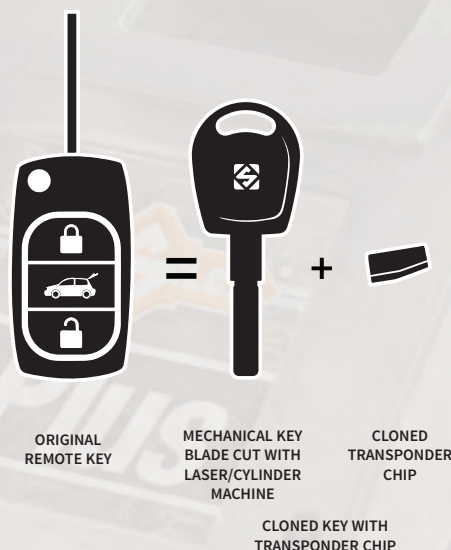
Programming & Cloning Summary

Transponder Cloning - Key Creation Example



How it works:

- Requires original working key.
- Identify key the device will indicate if the transponder is cloneable and the blank transponder type to use.
- Device will show type of transponder and what procedure will be required.
- For some transponders the device will clone standalone, in some cases part of data will be obtained from the vehicle sniffing (snooping).
- Once the data is read the device will prompt to write data on the correct transponder.
- Cut the mechanical key this is used to open the door.
- Cloned transponder will enable the car to start.



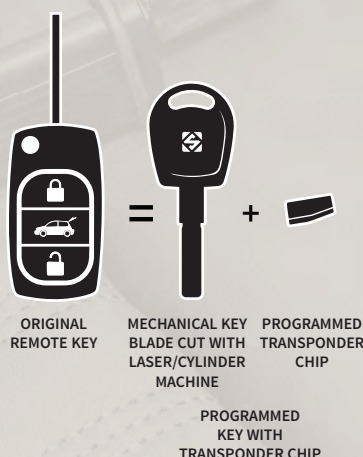
Key Programming - Key Creation Examples



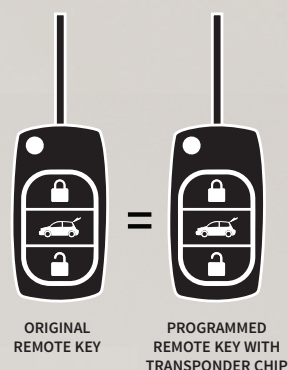
How it works:

- Programming keys adds (or removes all and re-adds) transponders or remotes into the vehicle.
- Each key has its own identity and occupies a separate slot within the immobiliser's memory.
- Enables remotes to be added to the vehicle.
- Enables keys to be programmed in all keys lost scenarios.

Example 1



Example 2

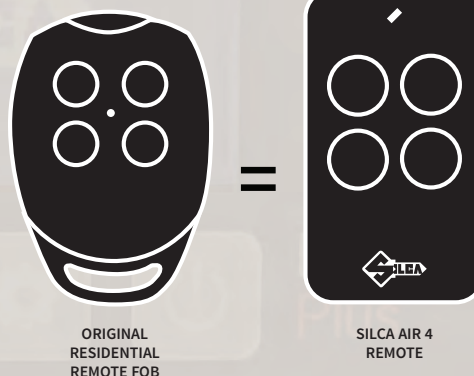


Residential/Commercial Remote Cloning - Remote Fob Creation Example



How it works:

- Clones existing garage/gate/barrier remote fobs.
- Check the existing fob, and it will tell you if the fob can be cloned, and what fob to clone onto.
- Clone the fob back-to-back with the copy fob.
- Verify the fob has been cloned successfully.
- Some models may require an on the receiver procedure to sync the cloned fob with the system.



ABRITES Key Programming & Auto Diagnostic Solutions - How It Works

AVDI INTERFACE

The AVDI Interface is the core piece of hardware in the ABRITES solution and it's the first component you need to get.

Connect it to your pc via USB and to the vehicle by OBD and it allows the communication between the ABRITES software and the vehicle.



SOFTWARE

The ABRITES software is broken down into individual licences called **special functions**, each covering specific makes and diagnostic operations. When you buy a special function you will receive a download link. You can then install it on your pc and use it from the ABRITES AVDI Quick Start. Basic diagnostic function are included FREE with the purchase of a new AVDI unit.



- ① Get the ABRITES AVDI Interface ② Add the ABRITES Special Functions ③ Run them using the ABRITES Quick Start
- You are ready to program keys into the vehicle, extract pin codes and much more.

ABRITES AVDI Diagnostic Interface

CODE	PRODUCT	PACK
ABRITES AVDI DIAGNOSTIC INTERFACE		●
AVDI-I18	AVDI Diagnostic Interface	1

The set consists of "AVDI diagnostic interface", PC-Windows based software with general diagnostic functions such as displaying/clearing DTCs, measured values (live data) display, actuator tests and basic coding/configuration functions.

Covered vehicle brands are:

Audi, Volkswagen, Seat, Skoda, Bentley, BMW, Mini, Porsche, Opel, Vauxhall, Toyota, Lexus, Scion, Mercedes, Smart, Maybach, Renault, Mitsubishi, Hyundai, Kia, Fiat, Alfa, Lancia, Peugeot, Citroen, Chrysler, Jeep, Dodge, Ford, Mazda, Volvo, Daihatsu.

Your set also includes the PassThru (SAE J2534) compatible driver which allows you to use 3-rd party Hyundai/Kia GDS, GDS2 and Tech2Win - GM/OPEL, Jaguar, Land Rover, Mercedes DAS, BMW, Mini, Volvo, Ski-Doo, SeaDoo, CanAm, Fiat Examiner, Toyota, Honda, VW/Audi/Seat/Skoda/Bentley/Lamborghini ODIS etc.).

Additionally, you will receive the VCI emulator which allows you to emulate different interface units (like the K-line interface, ELM327 interface etc.). These emulators allow you to use many additional 3-rd party software's - Webasto TT, Evinrude Diagnostics, Suzuki/Yamaha Marine Diagnostics and many others.

The initial purchase of the AVDI interface includes one-year AMS, which gives access to online services & software updates to existing licences.



AVDI-I18



ABRITES PROTAG Programmer

CODE	PRODUCT	PACK
ABRITES PROTAG PROGRAMMER		●
AVDI-ZN002	PROTAG Programmer	1

The AVDI PROTAG Programmer is the latest generation tool that allows you to operate with keys and transponders used in the latest authentication systems and immobilizers. With a solution for every case where you need a key programmer, the PROTAG It provides all the current functionalities of the ZN001 - Tag programmer and much more:

- You can program all keys and transponders produced by ABRITES.
- It has a complete coverage of key identification and helps you read, programme and authenticate low-frequency transponders (all types including latest generation transponders such as the Infra-Red keys produced by Mercedes-Benz™).
- Conveniently and ergonomically shaped to provide additional ease of use.
- It has separate slots for transponders, keys and cards that you need to programme.
- It also limits the margin for transponder positioning error.
- The PROTAG also provides more durability when used in hard conditions.
- It includes the ABRITES TA31 Extractor.
- Requires on AVDI Interface.



AVDI-ZN002

ABRITES ABPROG Programmer



AVDI-ZN030

CODE	PRODUCT	PACK
ABRITES ABPROG PROGRAMMER		
AVDI-ZN030	ABPROG Programmer	1

With the help of this programmer you can:

- Read the SSID of the key, erase the NEC chip and then program it again for NEC MCU's assembled in the MERCEDES IR-Keys.
- With the adapter ZN031 (included) for M35xxx/SPI/I2C Adapter together with Abrites EEPROM Programmer software, it allows you to erase and write SPI EEPROM memory with and without incremental registers: M35080xx, D080D0WQ, D160D0WQ, SPI 95xxx, I2C 24XXX, Microwire 93XXX, MCU in BCM2 of Audi A4/A5/Q5/ A6/A7/A8/ VW Touareg, MCU in BCM of Renault Megane III, Scenic III, Fluence.
- Requires on AVDI Interface.

ABRITES Keys

PRODUCT	CODE	DESCRIPTION
ABRITES KEYS		
	AVDI-TA9	TA9 Abrites Key For Bcm2 Audi
	AVDI-TA12	TA12 - Transponder For Mercedes With Chrome Case
	AVDI-TA13	TA13 - Transponder For Mercedes With Black Case
	AVDI-TA14	TA14 - Key For All Types Mercedes With IR. Frequency - 433 Mhz












PRODUCT	CODE	DESCRIPTION
ABRITES KEYS		
	AVDI-TA17	TA17 - Abrites DST+ Electronic Key Head
	AVDI-TA29	TA29 - Fiat 500X Keyless 3 Button Remote
	AVDI-TA34	TA34 - Renault Megane 4/Talisman Keyless Key
	AVDI-TA35	TA35 - Renault Clio 4/Captur Keyless Key

ABRITES Accessories

PRODUCT	CODE	DESCRIPTION
ABRITES ACCESSORIES		
	AVDI-ZN046	ABPROG Key Reset Adapter
	AVDI-ZN051	Abrites Distribution Box
	AVDI-TA31	Extractor For 7th Byte Extraction (VAG), Hyundai, Kia Pin Reading
	AVDI-J1850	Ford J1850 Adapter

PRODUCT	CODE	DESCRIPTION
ABRITES ACCESSORIES		
	AVDI-EM001	Mercedes ESL Emulator
	AVDI-ZN036	Mercedes IR Adapter
	AVDI-ZN039	Toyota Smart Key Emulator
	AVDI-ZN053	Adapter For VN006

ABRITES Key Special Functions

GROUP	CODE	DESCRIPTION	REQUIRED
SPECIAL FUNCTIONS			
	AVDI-BK002	Programming for bikes (BMW, Aprilia, Kawasaki, Piaggio, Suzuki)	P
	AVDI-BN010	CAS 1-3+ Key programming	P
	AVDI-BN012	Advanced coding ISN reading	DB
	AVDI-BN013	CAS4/FEM/BDC Key programming	P / AB
	AVDI-DF002	DAF Key programming	
	AVDI-FN017	FCA Key programming	P
	AVDI-FR008	Ford Key programming	
	AVDI-HK008	Hyundai/Kia up to 2018	
	AVDI-JL002	Jaguar/Land Rover Key programming	
	AVDI-MI007	Mitsubishi CAN up to 2018	
	AVDI-MN026	DAS 2/3 Key programming	PROTAG / DB / ZN036
	AVDI-NN006	Nissan Key pin extraction	P
	AVDI-ON013	Vauxhall Key programming & pin extraction	

GROUP	CODE	DESCRIPTION	REQUIRED
SPECIAL FUNCTIONS			
	AVDI-PN016	PSA Pin extraction	
	AVDI-PO008	Key programming for older Porsche models	P
	AVDI-KT012	Key programming by dump 2010+	P
	AVDI-RR012	Key programming	PROTAG
	AVDI-RR015	Key programming (Twingo 3, Traffic 3, Smart 451 systems)	PROTAG
	AVDI-RR017	Key programming (Megane 4, Scenic IV, Espace V, Talisman)	PROTAG
	AVDI-SB001	Key programming	
	AVDI-TN007	Toyota	P / ZN039-2
	AVDI-VN003	VAG Key programming	P
	AVDI-VN006	IMMO IV Key programming	P / DB / ZN053
	AVDI-VN009	MQB (Golf 7 etc) Key programming	PROTAG
	AVDI-VL004	HITAG 2 Key programming	

P = PROGRAMMER (TAG/PROTAG) REQUIRED

PROTAG = PROTAG PROGRAMMER REQUIRED

AB = ABPROG REQUIRED

DB = DISTRIBUTION BOX



Page K.41 - K.47

Automotive
Key Blanks

Page K.49 - K.54

Workshop
Tools

Page K.1 - K.14

Key
Machines

Transponder Cloning Machines


KEYPRINT®
SECURITY LTD

Silca RW4 PLUS Transponder Cloning Machine



MCSRW4P-GTI



CODE	PRODUCT	PACK
SILCA RW4 PLUS		
MCSRW4P-GTI	Transponder cloning machine	1
CONSUMABLES		
EHGT1-W	GTI Wedge Chip	1
TC-T48	T48 Chip for ID48 Cloning	1
TC-T80	T80 Chip (For Toyota G Cloning, Generates into 80Bit for Programming using Diagnostics: Ford 6F-63, 6E-17 Subaru, 6E-36 Toyota "G", 6E-37 Toyota "Valeo")	1
TC-T80+	T80 Plus Chip For Cloning 4D 80-Bit: Toyota "G", Hyundai/Kia, Ford 6F-63 (4D 63 80 Bit)	1
TC-T33	T33 Chip ID48 Cloning for Daewoo/Chevrolet	1
TC-T50	T50 Chip for Cloning ID 41/42/4W/45	1

RW4 Plus is the easy-to-use and portable cloning device for reading and copying in stand-alone mode a wide range of transponders used on a variety of vehicle keys. It is also able to generate certain types of transponders and save up to 99 codes in an on board archive.

- Transponder reading.
- Transponder copying and writing.
- Transponder generation in stand-alone mode.
- Transponder generation with a PC.
- Codes archive.
- Easy powering.
- Silca ID46 Solution.
- Silca ID48 Solution
- **Power supply:** Device: 15Vdc - 10W.
- **Universal power provider:** 100/240 Vac - 50/60 Hz 15 Vdc - 3A.
- **Antenna field frequencies:** 125 KHz.
- **Dimensions:** Length: 245mm, Width: 160mm, Height: 80mm.
- **Weight:** 0.6 Kg.
- **Includes:** 10x GTI Chips, 10x MH-TA Carriers, 1x Snoop, 1x STP Software.

Silca M-BOX ID48 Solution



MCSRW4-MBOX-KIT



REQUIRES RW4 PLUS
(NOT INCLUDED)

CODE	PRODUCT	PACK
SILCA M-BOX ID48 SOLUTION		
MCSRW4-MBOX-KIT	M-BOX ID48 kit	1

Silca ID48 is a web-based solution using the new M-Box add-on hardware and automatically updated software. It covers over 200 vehicle models from all the major automotive groups. Requires RW4 Plus (not included).

- ID48 Megamos.
- ID6F-63 (Ford 80 Bit Texas) RW4 Plus/Fastcopy Plus only.
- The 100% guaranteed cloning solution for Megamos® Crypto ID48 transponders.
- New glass transponder fits original transponder keys and remotes, as well as all Silca's replacement vehicle keys.
- Unique M-Snoop technology reads original key data without need to cut a new key.
- Simple visual confirmation of successful cloning before cutting the key blade.
- Cloning equipment can be used simultaneously for other jobs whilst an ID48 procedure runs.
- Compatible with all Silca's existing cloning devices (RW4 Plus, Fast Copy Plus, RW4 + P-Box, Fast Copy + P-Box).
- Easy to use software with dedicated webpage to manage progress of cloning jobs.
- No need for a PC or a fixed internet connection to clone, can be done via the smartphone or tablet hotspot function.
- 100% guaranteed compatibility with Advanced Diagnostics™ procedures for programming vehicle remotes.
- Silca ID48 covers over 200 vehicles models of the major automotive groups like: Alfa Romeo®, Audi®, Cadillac®, Chevrolet®, Chevrolet-Daewoo®, Citroën®, Daf® Trucks, Ferrari®, Fiat®, GMC®, Great Wall®, Holden®, Hyundai®, Honda®, Hummer®, Isuzu®, Iveco®, Jaguar®, Kia®, Lancia®, Maserati®, Opel®, Peugeot®, Pontiac®, Porsche®, Proton®, Seat®, Škoda®, Ssangyong®, Vauxhall®, Volkswagen®, Volvo®.
- Includes: 1x M-Box, 1x Snoop, 10x T48 Chips.



Page K.41 - K.47

Automotive
Key Blanks

Page K.49 - K.54

Workshop
Tools

Page K.1 - K.14

Key
Machines

Xhorse VVDI Key Tool

CODE	PRODUCT	PACK
XHORSE VVDI KEY TOOL*		●
XH-KT	VVDI Key Tool Device which includes: 5x Remotes, 2x Programming Cable, 1x Remote Renew Cable, 1x Robust Carry Case, 1x USB Cable, 2x Transponder Storage Box, 1x Key Blank Storage Box	1
XHORSE VVDI KEY TOOL - ID48 STARTER PACKAGE		●
XH-KT-48-STARTER	1x VVDI Key Tool* which also includes: 1x ID48 cloning activation licence for VVDI Key Tool, 10x Xhorse ID48 transponder chips, 10x Xhorse ID46 transponder chips, 10x Xhorse ID4D/4C transponder chips, 1500 bonus points (equivalent to 15 calculation tokens for ID48 cloning)	1
XHORSE VVDI KEY TOOL - ID48 CLONING LICENCE		●
XH-KT-48-ADDON	Upgrade for existing VVDI Key Tool owners, 1500 bonus points (equivalent to 15 calculation tokens for ID48 cloning)	1
XHORSE TOKEN FOR ID48 ONLINE CLONING		●
XH-V-48-T	1x Xhorse token to clone ID48 transponder chips online	1

Whether you are already offering automotive services or just tapping into this market, the Xhorse VVDI Key Tool is the perfect addition to your business. With one single piece of kit, you will be able to generate a remote, clone or prepare a transponder and much more, covering the same functionalities of at least two or three different devices.

- User-friendly interface. You can quickly navigate the menu to select functions, makes, models and part numbers.
- You can acquire ignition vehicle data with the "Snooping" Antenna.
- You will always stay on top of the latest applications with FREE regular updates for your device.
- Stand-alone device.
- English version unlocked for the UK, Europe and US market remotes.
- Clone Transponders. You can clone offline ID36/46, ID11, 12, 13, 30, 32, 33, 42, 46, 4D/4C. It also supports online cloning of Toyota 72-G, Hyundai/Kia 70 80 bit.
- Generate Transponders. Support TP transponder and parts of special transponders.
- Edit Transponders. Read and write data directly on the transponder. Supports most common transponders available on the market (ID36, 46, 47, 60, 70).
- Generate New Remotes. Use the VVDI universal remotes to generate remotes for the most popular vehicle makes and models on the market.
- Renew OEM Remotes. You can either use the renew adapters (sold separately) or solder a few wires to the PCBs to renew NXP Keyless and Prox remotes.
- Clone rolling and fixed code remotes.
- Tool, chips and remotes come at an unmissable price allowing you to save money and quickly make a profit.
- To clone ID48, you need to use the VVDI KEY Tool free app.
- You can add spare keys with no limited quantity.
- Token-based: To clone a transponder chip you need one XHORSE Token for ID48 Cloning (XH-V-48-T) or 100 Bonus Points (1 token=100 bonus points).
- Compatible only with Xhorse ID48 transponder chips.
- For more information visit our website.



XH-KT

XH-KT
CONTENTS

For Xhorse
Consumables
See Page
K.47

Transponder
Cloning Machines

TE Look A-Like - TE116 & TE216 300mm x 805mm

CODE	PRODUCT	PACK
SILCA TE LOOK A-LIKE KEY BOARDS		●
ACBTE116	TE Look-Alike Key Board 1 - 2 Keys Per Hook (70 Keys)	-
ACBTE216	TE Look-Alike Key Board 2 - 2 Keys Per Hook (70 Keys)	-
<div> TE116 Blank Reference: BW9TE, CY24TE, DAT17TE, DH5RTE, DWO4CTE, DWO4RTE, DWO5TE, FO19TE, FO21TE, GT10TE, HON58RTE, HON65RTE, HON66TE, HON70TE, HU43TE, HU56RTE, HU66TE, HU71TE, HU83TE, HU87RTE, HU92RTE, HU100TE, HU101TE, HU133RTE, HYN6TE, HYN7RTE, HYN10TE, HYN12TE, HYN14TE, HYN14RTE, HYN15TE, ISU5TE, KIA3RTE, KW16TE, MAZ24RTE </div> <div> TE216 Blank Reference: MIT8TE, MIT11RTE, NE72TE, NE73TE, NE75TE, NE78TE, NSN11TE, NSN14TE, NSN19TE, PO1RTE, SIP16TE, SIP22TE, SSY3TE, SX9TE, SZ11TE, SZ11RTE, SZ12TE, SZ17RTE, SZ18TE, SZ18RTE, SZ22TE, TAT1TE, TOY40BTE, TOY41RATE, TOY41RATE, TOY43ATE, TOY43RATE, TOY46RTE, TOY47TE, TOY48BTE, TOY49TE, VA2TE, VAC102TE, YH35RTE, ZD24RMH </div>		



ACBTE116



ACBTE216



Page K.41 - K.47

Automotive
Key Blanks

Page K.49 - K.54

Workshop
Tools

Page K.1 - K.14

Key
Machines

Card & Fob Duplication

Smartcard Deluxe - RFID Card & Fob Duplication Machine



MC-SC01



CODE	PRODUCT	PACK
SMARTCARD DELUXE - STARTER PACK		
MC-SC01	Smartcard Deluxe - Starter Pack, 1x Machine, 20x Cards, 20x Fobs, 10x Assorted Buttons	1
CONSUMABLES		
MC-SC02-O	Colour Fob - Orange	1
MC-SC02-BK	Colour Fob - Black	1
MC-SC02-BL	Colour Fob - Blue	1
MC-SC02-GY	Colour Fob - Grey	1
MC-SC02-WH	Colour Fob - White	1
MC-SC02-R	Colour Fob - Red	1
MC-SC04	Cards	1
MC-SC06	Buttons	1

Smartcard Deluxe is a high end RFID card and fob duplication machine designed for locksmiths. It duplicates most access control cards, fobs and Buttons / Smart keys on the market by simply presenting the existing card to the machine. The machine reads the chip and then you copy it by presenting the special Smartcard Deluxe card / fob to the machine. In two seconds, you now have a copied card or fob!

- Duplicate most access control cards and fobs from your shop or van.
- Easy to use.
- The best machine on the market for locksmiths.
- Perfect addition for your key cutting service.
- Improve retail sales.
- Use as a marketing tool to upgrade your customers security.
- Software upgrades.
- PC linked or stand alone battery use.
- Memory storage facilities.
- Machines supplied with cards / fobs and smart keys to recoup your initial outlay.

RFID Fob Cloner - Starter Kit



MC-RIFD-C-KIT




CODE	PRODUCT	PACK
SMARTCARD DELUXE - STARTER PACK		
MC-RIFD-C-KIT	1x RFID Fob Cloner, 1x Instruction manual, 1x USB cable, 1x Lithium battery, 10x Dual-frequency fobs, 20x Single-frequency fobs	1
CONSUMABLES		
MC-SC02-O	Colour Fob - Orange	1
MC-SC02-BK	Colour Fob - Black	1
MC-SC02-BL	Colour Fob - Blue	1
MC-SC02-GY	Colour Fob - Grey	1
MC-SC02-WH	Colour Fob - White	1
MC-SC02-R	Colour Fob - Red	1
MC-DF-FOB-BLK	Dual-Frequency Fob	1

The RFID Fob Cloner can easily and quickly read and write almost all smart IC/ID cards and NFC cards. It provides you with Reader/Duplicator functionality. With the dual-frequency fobs that contain the low frequency 125khz and the high frequency 13.56mhz, you will be able to provide a duplicate card or tag for most RFID cards.

- Expand your key duplication services. You can use it as a duplication machine along with standard key cutting in a retail store or van.
- More and more of your customers want to duplicate a fob/card. With access control systems on the rise, you will rapidly see a return on your investment and improve your sales.
- Beat your competitors. With its extensive coverage, you will duplicate most access control cards and fobs on the market.
- Easy to use. Present the existing card to the machine, the machine reads the chip and you will have a copied card or fob in no time.
- Automatic easy full frequency sweep.
- It can be used stand-alone or via the decoding software.
- Dual-frequency fobs that contain the low frequency 125khz and the high frequency 13.56mhz.

Silca Easy Scan Plus

CODE	PRODUCT	PACK
EASY SCAN PLUS		
MCSES-UNIT-PLUS	Easy Scan Plus	1
MCSES-SES-PLUS-SW	Activation Code for Silca "Air4 Remote Programming Software"	1




Silca Easy Scan Plus is the essential tool needed to offer customers a complete and efficient residential remotes duplication service. Easy to use and portable, it guides you through the entire duplication process; identifying the original remote, advising which Silca remote is needed and copying the new remote.

- Easily identify an original remote.
- Easy copying mode.
- "Drag and drop" feature to order the push buttons.
- Customer archive function.
- Manage and personalize remote parameters.
- Copying and generating new DIP Switch remotes.
- Easy Scan Plus can operate in two ways: Stand Alone or connected to a PC.



MCSES-UNIT-PLUS

Silca Air⁴ Plus Remotes

CODE	PRODUCT	PACK
AIR⁴ V PLUS REMOTES		
MCSES-AIR4-VP-BG	Silca AIR4 V Plus Remote - Beige	1
MCSES-AIR4-VP-BL	Silca AIR4 V Plus Remote - Blue	1
MCSES-AIR4-VP-GT	Silca AIR4 V Plus Remote - Graphite	1
MCSES-AIR4-VP-GY	Silca AIR4 V Plus Remote - Grey	1
MCSES-AIR4-VP-R	Silca AIR4 V Plus Remote - Red	1
AIR⁴ L REMOTES		
MCSES-AIR4-L-BG	Silca AIR4 L Remote - Beige	1
MCSES-AIR4-L-BL	Silca AIR4 L Remote - Blue	1
MCSES-AIR4-L-GT	Silca AIR4 L Remote - Graphite	1
MCSES-AIR4-L-GY	Silca AIR4 L Remote - Grey	1
MCSES-AIR4-L-R	Silca AIR4 L Remote - Red	1
AIR⁴ V REMOTES		
MCSES-AIR4-V-BG	Silca AIR4 V Remote - Beige	1
MCSES-AIR4-V-BL	Silca AIR4 V Remote - Blue	1
MCSES-AIR4-V-GT	Silca AIR4 V Remote - Graphite	1
MCSES-AIR4-V-GY	Silca AIR4 V Remote - Grey	1
MCSES-AIR4-V-R	Silca AIR4 V Remote - Red	1

Silca Air4 is the ideal way to duplicate remote controls for automatic garage doors, gates and barriers. The range of Air4 remotes, expanded to include the Air4 L, combines a modern design with state-of-the-art technology to deliver the best solution to easily duplicate the vast majority of original remotes available on the market.

- **Air4 Plus:** for frequencies 433.92 and 868.35 MHz (AM/FM) (fixed and rolling codes). Compatible with Easy Scan Plus and "Air4 Remote Programming Software" to offer a range of advanced features. Use of NFC technology means remotes are updateable with latest applications developed by Silca.
- **Air4 L:** new model for fixed code remotes using a frequency of 433.92 MHz (AM) and for many of the most popular remotes using rolling codes.
- **Air4 V:** for fixed and rolling code remotes with frequencies ranging from 433.92 to 868.35 MHz (AM/FM).
- Widest remotes coverage.
- Simple duplication procedure.
- Duplicate new remote without the original.
- Broadens the selling opportunity.
- Choice of 5 colours.
- Available individually boxed or in a pack of 5 colours.
- Certified quality.
- Requires Silca Easy Scan Plus.



BEIGE

BLUE

GRAPHITE

GREY

RED

NEW DESIGN FOR V PLUS,
L & V REMOTESORIGINAL
RESIDENTIAL
REMOTE FOB

=

SILCA AIR 4
REMOTE



Page K.49 - K.54

Workshop
Tools

Page K.1 - K.14

Key
Machines

Smart Remote Programmer

KEYPRINT®
SECURITY LTD

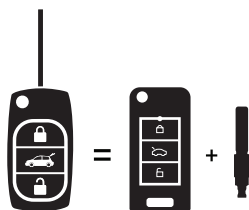
Silca Smart Remote Programmer



CODE	PRODUCT	PACK
BASIC CLONING KIT		●
CIR-KIT-C	1 x Smart Programmer, 5 x CIRFH1 remotes, 17 x Assorted flip blades, 14 x Assorted TRP chips	1
CAR KEY REMOTES		●
CIRFH1	Audi®, Chevrolet-Daewoo®, Chrysler®, Fiat®, Ford®, Honda®, Hyundai®, Kia®, Lexus®, Mazda®, Nissan®, Opel-Vauxhall®, Seat®, Škoda®, Suzuki®, Toyota®, Volkswagen® - No Transponder	1
CIRFH3	Citroën®, Honda®, Peugeot® - Transponder Included	1
CIRFH4	Dacia®, Renault® - Transponder Included	1
CIRFH6	Chevrolet-Daewoo®, Opel-Vauxhall® - Transponder Included	1
CIRFH7	Honda® - Transponder Included	1

The Silca Remote Car Key is a unique quality-styled, compact remote that, once programmed, duplicates the functions of the original key. It features three push buttons for lock, unlock and boot release and incorporates a space-saving retractable Silca quality blade. The Smart Remote Programmer is the device that pre-sets the new remote key. It takes the specific vehicle data necessary to pre-set a new key from the dedicated SRP software via a PC or mobile device and writes it onto the remote key in seconds via NFC technology. The SRP software is the user-friendly programme that guides you step-by-step through all the Remote Car Key pre-setting operations.

- Immediate availability: you can programme and cut the customer's new key in minutes.
- Wide vehicle coverage from a low inventory: hundreds of models can be programmed from only 5 key variants.
- Quick and easy to use with no physical connection needed. The Smart Remote Programmer operates automatically via the user-friendly SRP software and applies the NFC (Near Field Communication) technology, a Silca patented application, to write the data onto the Remote Car Key.
- A quality replacement key at an advantageous price compared with car dealerships.
- The Silca Remote Car Key is made with long-lasting components, features a robust flip mechanism and applies tested technologies to guarantee perfect functioning.
- Fully compatible with Silca quality FH key blades and range of transponders.
- No tokens needed. You can pre-set as many keys as you want.
- CE certified.



Silca Flip Keys & Blades



CODE	PRODUCT						PACK
FLIP KEY HEAD KIT							
CFHP-TA	1x Flip Head, 2x Black & Red Plastic Covers, 1x Transponder Adaptor, 2x Key Blade Locking Pins						1
FLIP HEAD BLADES AVAILABLE							
BW9FH	FO38RFH	HU134FH	HYN10FH	MAZ24RFH	SIP16FH	TAT1FH	VA6FH
CY24FH	GM45FH	HU136FH	HYN12FH	MIT11RFH	SIP22FH	TOY40FH	VAC102FH
DAT17FH	GT10FH	HU43FH	HYN14FH	MIT8FH	SSY3FH	TOY41RFH	YH35RFH
DH5RFH	GT15RFH	HU46FH	HYN14RFH	NE72FH	SZ11FH	TOY43FH	YM15FH
DWO4RFH	HON58RFH	HU49FH	HYN15FH	NE73FH	SZ11RFH	TOY43RFH	YM28FH
DWO5FH	HON66FH	HU56RFH	HYN6FH	NE75FH	SZ12FH	TOY46RFH	ZD24RFH.
FO10FH	HON70FH	HU66FH	HYN7RFH	NSN11FH	SZ17RFH	TOY47FH	
FO19FH	HU100FH	HU71FH	KIA3RFH	NSN14FH	SZ18FH	TOY48FH	
FO21FH	HU101FH	HU83FH	KW14FH	NSN19FH	SZ18RFH	TOY49FH	
FO26FH	HU133RFH	HU87RFH	KW16FH	PO1RFH	SZ22FH	VA2FH	

Compact, eye-catching, long-lasting, valid for an extensive range of vehicle models, Flip Key is the first vehicle key reproducing the original key's flip mechanism, combining Silca's reliability and high-quality standards with a captivating and customisable design.

























- Compact dimensions, easy to store, reproducing the original key's flip mechanism: the blade is folded within the plastic key head.
- Long-lasting and reliable sprung mechanism.
- Designed to accommodate Silca's Glass Transponder Innovation and most mini glass and plastic transponders available on the market.
- Shop stock optimisation thanks to single key head with switchable blades.
- Wide and constantly updated key blades range suitable for most vehicle models in circulation.
- Allows to transform your originally unsprung key into a smart Flip Key.

























































Silca Look A-like Keys - Case Only (Chip Required)

The Silca Look A-like series is a range of vehicle keys with key head design identical to the original. You will be able to easily recognise the range thanks to the reference ending in TE.

- Keys with head shape like the original one.
- Fully compatible with GTI chips.
- Wide and constantly updated range.
- Exclusive certified Silca quality.

CODE	MAKE	PACK
LOOK A-LIKE KEYS - A-H		
BW9TE		1
CY24TE		1
DAT17TE		1
DH5RTE		1
DWO4CTE		1
DWO4RTE		1
DWO5TE		1
DWO6BTE		1
FO19TE		1
FO21TE		1
GT10BTE		1
GT15RBTE		1
GT15RTE		1
HON58RTE		1
HON65RTE		1
HON66TE		1
HON70TE		1
HU43TE		1
HU56RTE		1
HU66TE		1
HU71TE		1
HU83TE		1
HU87RTE		1
HU92RTE		1

CODE	MAKE	PACK
LOOK A-LIKE KEYS - H-N		
HU100TE		1
HU101TE		1
HU116TE		1
HU133RTE		1
HU134TE		1
HU136TE		1
HYN6TE		1
HYN7RTE		1
HYN10TE		1
HYN12TE		1
HYN14RTE		1
HYN14TE		1
HYN15TE		1
ISU5TE		1
KIA3RTE		1
KW16TE		1
MAZ24RTE		1
MIT11RTE		1
MIT8TE		1
NE66TE		1
NE72ATE		1
NE73TE		1
NE75TE		1
NE78TE		1
NSN11TE		1
NSN14TE		1
NSN19TE		1

CODE	MAKE	PACK
LOOK A-LIKE KEYS - P-Z		
PO1RTE		1
SIP16TE		1
SIP22TE		1
SSY3TE		1
SSY4RTE		1
SX9TE		1
SZ11RTE		1
SZ11TE		1
SZ12TE		1
SZ17RTE		1
SZ22TE		1
TOY40BTE		1
TOY41RATE		1
TOY41RTE		1
TOY43ATE		1
TOY43RATE		1
TOY43TE		1
TOY46RTE		1
TOY47TE		1
TOY48BTE		1
TOY49TE		1
VA2TE		1
VAC102TE		1
YH35RTE		1
ZD24RTE		1
SILCA GTI CHIPS		
EHGT1		1
EHGT1-W		1



Page K.15 - K.24

Household
Key Blanks

Page K.49 - K.54

Workshop
Tools

Page K.1 - K.14

Key
Machines

Page K.33 - K.41

Cloning &
Programming







Popular Car Key Shells








Silca Car Key Shells










The line of Silca Car Key Shells is the ideal solution for replacing damaged or worn plastic or mechanical key parts. The Silca shell can then be combined with the original electronics to create a 'new' car key.




- **Empty Shells.** No transponder or other electronic parts included.
- Designed to transfer the original electronic components of a remote control into a new plastic-headed vehicle key.
- Faithfully reproduced design of the original key.
- The comprehensive range covers the most popular car makes and models in circulation.

CODE	PRODUCT	PACK
3-BUTTON KEY SHELL FOR RENAULT		
CVA2ERS8	MODEL	FROM TO
	CLIO 4	2012 -
	TWINGO	2014 -
2-BUTTON KEY SHELL FOR OPEL-VAUXHALL		
CHU100RS2	MODELS	FROM TO
	ASTRA	2003 2010
	COMBO	2006 2011
	CORSA	2004 2006
	MERIVA	2006 2010
	SIGNUM	2003 2008
	TIGRA	2004 2009
	VECTRA	2004 2008
2-BUTTON KEY SHELL FOR HONDA		
CHON6RS3	MODELS	FROM TO
	ACCORD	2003 2007
	CIVIC	2006 2014
	CR-V	2007 2012
	JAZZ	2009 2014
	STREAM	2008 -
2-BUTTON KEY SHELL FOR RENAULT		
CVA2ERS2	MODELS	FROM TO
	CLIO 4	2012 -
	TWINGO	2014 -
KEY SHELL (ONLY FLIP BLADE END) FOR FORD EU		
CHU101ARS8	MODELS	FROM TO
	B-MAX	2012 -
	ECOSPORT	2013 -
	FIESTA	2003 2008
	FOCUS	2004 2010
	FOCUS C-MAX	2003 2010
	GALAXY	2006 2010
	GALAXY	2010 2015
	MONDEO	2007 2010
	MONDEO	2011 2014
	S-MAX	2006 2010
	S-MAX	2010 2015
KEY SHELL (ONLY FLIP BLADE END) FOR SEAT, SKODA & VW		
CHU66PRS	SEAT MODELS	FROM TO
	ALTEA	2004 2008
	ALTEA XL	2006 2008
	IBIZA	2004 2009
	LEON	2005 2008
	TOLEDO	2004 2009
	SKODA MODELS	FROM TO
	OCTAVIA	2004 2006
	ROOMSTER	2006 2008
	ROOMSTER SCOUT	2007 2008

CODE	PRODUCT	PACK
KEY SHELL (ONLY FLIP BLADE END) FOR SEAT, SKODA & VW Cont.		
CHU66PRS	VOLKSWAGEN MODELS	FROM TO
	BEETLE	2003 2011
	BEETLE	2003 2011
	CADDY	2004 2010
	CROSS GOLF	2006 2007
	EOS	2006 2009
	GOLF	2004 2008
	INDIVIDUAL	2004 2008
	JETTA	2004 2009
	PASSAT	2004 2005
	SCIROCCO	2008 2014
	TIGUAN	2007 2009
	TOURAN	2003 2009
3-BUTTON KEY SHELL FOR SEAT, SKODA & VOLKSWAGEN		
CHU66BR58	SEAT MODELS	FROM TO
	ALTEA	2004 2008
	EXEO	2008 2013
	IBIZA	2008
	LEON	2009 2012
	SKODA MODELS	FROM TO
	OCTAVIA	2007 2012
	SUPERB	2008 2010
	YETI	2009 2016
	VOLKSWAGEN MODELS	FROM TO
	BEETLE	2011 2013
	BEETLE	2014 2016
	CADDY	2011 2016
	EOS	2010 2015
	GOLF	2009 2012
	JETTA	2010 2012
	JETTA	2012 2016
	POLO	2009 2014
	SCIROCCO	2008 2014
	SHARAN	2010 2015
	TIGUAN	2010 2015
	TOURAN	2009 2012
	TRANSPORTER	2009 2012
	UP!	2012 2015
3-BUTTON KEY SHELL FOR FORD		
CFORS8	MODELS	FROM TO
	COUGAR	1997 2002
	FOCUS	2000 2002
	KA	2000 2008
	MONDEO	1998 2001
	PUMA	1998 2002
	TOURNEO CONNECT	2002 2008
	TRANSIT	2000 2006
2-BUTTON KEY SHELL FOR MINI		
CHU200RS2	MODELS	FROM TO
	COOPER	2001 2006
	ONE	2001 2006
KEY SHELL (ONLY FLIP BLADE END) FOR AUDI		
CHU66APRS	MODELS	FROM TO
	A3	1998 2005
	A4	1999 2004
	A6	1997 2004
	A6	2004 2006

Silca Car Key Shells

CODE	PRODUCT			PACK
KEY SHELL (ONLY FLIP BLADE END) FOR AUDI Cont.				
CHU66APRS	MODELS	FROM	TO	1
	A8	1997	2004	
	BEETLE	1999	2003	
	TT	1998	2006	
3 BUTTON KEY SHELL TO SUIT HYUNDAI & KIA				
CKIA8RS8	MODELS	FROM	TO	1
	I10	2014	-	
	I20	2014	-	
	I40	2013	2015	
	TUCSON	2015	-	
2-BUTTON KEY SHELL FOR TOYOTA				
CTOYRSE2	MODELS	FROM	TO	1
	COROLLA VERSO	2005	2010	
	PRIUS	2004	2009	
	MARK X	2004	2006	
3-BUTTON KEY SHELL FOR RENAULT				
CVA150RS8	MODELS	FROM	TO	1
	MEGANE 2	2002	2008	
	SCENIC 2	2002	2008	
3-BUTTON KEY SHELL FOR FORD				
CSIP22ERS8	MODELS	FROM	TO	1
	KA	2008	2016	
3-BUTTON KEY SHELL FOR FIAT				
CSIP22FRS8	MODELS	FROM	TO	1
	CROMA	2005	2010	
3-BUTTON KEY SHELL FOR ALFA-ROMEO				
CSIP22BRS8	MODELS	FROM	TO	1
	GIULIETTA	2010	-	
	MITO	2008	-	
2-BUTTON KEY SHELL FOR TOYOTA				
CTOY43BRS2	MODELS	FROM	TO	1
	CELICA	2000	2005	
	COROLLA	1996	1999	
	HIACE	1995	2006	
	HILUX	1999	2004	
	LAND CRUISER PRADO	2002	2010	
	PICNIC	1996	2003	
	PREVIA	2000	2005	
	PRIUS	2000	2003	
	RAV 4	1996	2004	
TARAGO	2000	2005		
3-BUTTON KEY SHELL FOR FIAT				
CSIP22CRS8	ABARTH MODELS	FROM	TO	1
	600	2008	-	
	PUNTO	2012	-	
	PUNTO EVO	2008	2012	
	CHRYSLER MODELS	FROM	TO	
	YPSILON	2011	-	

CODE	PRODUCT			PACK
3-BUTTON KEY SHELL FOR FIAT Cont.				
CSIP22CRS8	CITROEN MODELS	FROM	TO	1
	JUMPER	2009	-	
	NEMO	2008	-	
	RELAY	2009	-	
	FIAT MODELS	FROM	TO	
	500	2011	-	
	500L	2012	-	
	BRAVO	2007	2015	
	DOBLO	2009	-	
	Fiorino	2007	-	
	PANDA	2002	-	
	PUNTO	2012	-	
	PUNTO EVO	2009	2012	
	QUBO	2008	-	
	IVECO MODELS	FROM	TO	
	DAILY	2012	-	
	LANCIA MODELS	FROM	TO	
	DELTA	2008	2010	
	DELTA	2008	2014	
	MUSA	2009	2012	
	PEUGEOT MODELS	FROM	TO	
BIPPER	2009	-		
BOXER	2009	-		
3-BUTTON KEY SHELL FOR FORD				
CFORSA8	MODELS	FROM	TO	1
	B-MAX	2012	-	
	ECOSPORT	2013	-	
	FIESTA	2003	2008	
	FOCUS	2004	2010	
	FOCUS C-MAX	2003	2010	
	GALAXY	2006	2010	
	GALAXY	2010	2014	
	MONDEO	2007	2010	
	MONDEO	2011	2014	
	S-MAX	2006	2010	
	S-MAX	2010	2014	
3-BUTTON KEY SHELL FOR VAUXHALL & RENAULT				
CNERS5	OPEL / VAUXHALL MODELS	FROM	TO	1
	MOVANO	2007	2010	
	VIVARO	2007	2010	
	RENAULT MODELS	FROM	TO	
	MASTER	2007	2010	
	TRAFIC	2007	2010	



FOR THE FULL RANGE OF CAR KEY SHELLS
AVAILABLE TO YOU PLEASE VISIT OUR WEBSITE
www.keyprint.co.uk
OR CONTACT OUR SALES TEAM



Page K.15 - K.24

Household
Key Blanks

Page K.49 - K.54

Workshop
Tools

Page K.1 - K.14

Key
Machines

Page K.33 - K.41

Cloning &
Programming

Automotive Remotes

Mercedes Remotes



CODE	PRODUCT	PACK
MERCEDES REMOTES		●
REM-MB-BE-01	3 Button Mercedes "BE" Key 433 MHz, Chrome Case, For DAS3/FBS3 Systems, Includes Emergency Blade	1
REM-MB-BE-02	2 Button Mercedes "BE" Key 433 MHz, Chrome Case, For DAS3/FBS3 Systems, Includes Emergency Blade	1
REM-MB-C-CASE	Chrome Case for NEC-Based Mercedes Keys/Aftermarket Keys, Works also with Abrites TA12 PCB, 2 Battery Design with 3 Buttons, Includes Emergency Blade	1
REM-MB-BGA-CASE	Chrome Case for BGA-Style Mercedes Aftermarket Keys, Works with BGA-design PCBs, 1 Battery Design with 3 Buttons	1

Audi Remote



CODE	PRODUCT	PACK
AUDI REMOTE		●
REM-AUDI-BCM2	3 Button Remote For Audi BCM2 Systems, Includes Emergency Blade, 868MHz	1

High-quality Audi BCM2 Three-Button Remote Key. You can program it to the vehicle using the Abrites AVDI VN003 Special Function. (Please note that for keyless models, you have to touch the dashboard to start the engine).

- A4/A5/Q5 2009 - 2015 (Approx)
- A6/A7/A8 2010 - 2017 (Approx)*

*Works on Keyless models as non-keyless remote.

BMW Remote



CODE	PRODUCT	PACK
BMW REMOTE		●
REM-BMW-CAS3	3 Button Remote for BMW CAS3 Systems, Includes HU92 Emergency Blade, 868MHz	1

High-quality BMW CAS3 remote key fob, supplied with emergency key blade. You can program it to the vehicle using the Abrites AVDI BN010 Special Function. NOTE - Tested and confirmed for use with AVDI.

- BMW 3, 5 series, X1, X6 and Z4

VAG Remotes



CODE	PRODUCT	PACK
VAG REMOTE		●
REM-VAG-01	VW OEM MQB 3 Button Remote, Compatible with Golf 7 and other MQB based models	1
REM-VAG-04	Aftermarket MQB 3 Button Remote, Compatible with Golf 7 and other MQB based model	1
KB-HU162	HU162T blade available for MQB Remotes - KB-HU162	1

Flip Key Pin Remover and Installation Tool



CODE	PRODUCT	PACK
FLIP KEY PIN REMOVER AND INSTALLATION TOOL		●
LS-LP-VICE-FK	A tool to quickly insert and remove pins for flip keys	1

LS-LP-VICE-FK



Page K.15 - K.24

Household
Key Blanks

Page K.49 - K.54

Workshop
Tools


Page K.1 - K.14

Key
Machines

Page K.33 - K.41

Cloning &
Programming

CODE	PRODUCT	PACK
TRANSPONDER CHIPS		
TC-PCF7935	PCF7935 - Use RW4/AVDI Protag etc to produce ID40, 41, 42, 44, 45	1
TC-PCF7936	PCF7936 - ID46 Blank chip for Programming using Diagnostics	1
TC-MEG-T5	T5 Cloning Chip - Philips and Temic	1



TC-PCF7935



TC-PCF7936



TC-MEG-T5

AUTOMOTIVE SOLUTIONS: TRAINING MODULES	DURATION	TOOLS COVERED
THE COMPLETE SOLUTION		
<p>A complete look at lock opening and decoding on lock systems currently used in the UK. The training will cover the following systems.</p> <ul style="list-style-type: none"> Standard wafer. High security laser - Internal-External-Split Wafer. Tibbe. Tubular and Dimple (additional lock systems fitted). 	5 Days	Mr Li 2in1 Tibbe Hykee Dimple
VAG LOCKING AND KEY SYSTEMS		
<p>This module covers locking and key systems used in the VAG group of vehicles including the latest locking systems with side cuts. The training module will cover picking the locks, decoding and key cutting. The following locking and key systems will be covered:</p> <ul style="list-style-type: none"> Internal 2-track, stand wafer, Internal 2-track with side bars. HU49, HU66, HU162 (8 cut), HU162 (9 cut), HU162 (10 cut). 	2 Days	Mr Li 2in1
FORD LOCKING & KEY SYSTEMS		
<p>This module covers the following locking and key systems used by Ford (Jaguar, Land Rover, Range Rover and Volvo). The following locking and key systems will be covered in this module:</p> <ul style="list-style-type: none"> Internal 2-track, Tibbe. HU101, FO21. 	1 Day	Mr Li 2in1 Tibbe
TURBO DECODERS BY LUCKY LOCKS		
<p>This module will cover the range of Turbo decoders. The following areas will be covered:</p> <ul style="list-style-type: none"> Tool set up and principles. Picking on the following key systems: HU66-HU101-HU100-HU92. Decoding. 	1 Day	Lucky Locks Turbo Decoders
LOST KEY: 3 STEP KEY PRODUCTION		
<p>This module will examine how to produce a working key to the start a vehicle when all its keys are lost. The module will cover the following:</p> <ul style="list-style-type: none"> Picking and decoding of a lock. Key Cutting using electronic key machines. Key programming via OBD. 	3 Days	Mr Li 2in1 Futura/Conдор Key Scan
AUTOMOTIVE KEY & GARAGE REMOTE CLONING		
<p>This module is aimed at beginners and intermediate users to enhance their knowledge about automotive transponder keys. The aim of the course is to leave the student comfortable with the following:</p> <ul style="list-style-type: none"> Identification of automotive transponder keys. The difference between different transponder keys. Cloning of automotive transponder keys. Remote production & programming for cloned transponders. Identification of garage door remotes and cloning. 	1 Day	RW4 Plus Silca Air4 Xhorse Key Tool
AUTOMOTIVE KEY PROGRAMMING		
<p>This module will cover the basics of getting into key programming using diagnostic (OBDII) tools.</p> <p>We will cover the following:</p> <ul style="list-style-type: none"> Finding the OBD Socket. Identification of transponders/remotes required. PIN codes. Pre-Coding, and Pre-coded keys. Programming the key. Remote programming. 	1 or 2 Days	Key Scan AVDI
SOLDERING & EEPROM		
<p>This module will cover the basics of soldering and using EEPROM methods to program keys.</p> <p>Day 1: Soldering & Soldering Techniques:</p> <ul style="list-style-type: none"> Overview of the main methods of different soldering methods, with plenty of hands-on practice. The focus will be primarily on SMD soldering and in-circuit, which is perfect for those wishing to start using EEPROM methods of programming automotive keys. <p>Day 2: EEPROM & Advanced Transponder Programming:</p> <ul style="list-style-type: none"> Production of keys by directly working with EEPROM and flash devices. 	2 Days	MBPROG Orange 5 Tango AVDI MB Keyprog

All our training courses can be tailored to your individual requirements

Send an email to farid@keyprint.co.uk To find out more



Page K.15 - K.24

Household
Key Blanks

Page K.49 - K.54

Workshop
Tools

Page K.1 - K.14

Key
Machines

Page K.33 - K.41

Cloning &
Programming

Universal Remotes, Blades & Chips

Xhorse

KEYPRINT[®]
SECURITY LTD

Xhorse Universal Remotes - Wired



CODE	PRODUCT	PACK
UNIVERSAL REMOTES - WIRED		
XH-KT-X001-01	B5 Volkswagen style - Black	1
XH-KT-X001-02	B5 Volkswagen style - Red	1
XH-KT-X001-03	B5 Volkswagen style - Blue	1
XH-KT-X001-05	B5 Volkswagen style - Yellow	1
XH-KT-X001-06	B5 Volkswagen style - Black	1
XH-KT-X001-07	B5 Volkswagen style - 2 Buttons	1
XH-KT-C05	Ferrari with key slot - White	1
XH-KT-C04	Ferrari with key slot - Red	1
XH-KT-X002	DS style - Black	1
XH-KT-X003	Audi style - Black	1
XH-KT-X004	Honda style - Black	1
XH-KT-X007	Hyundai style - Black	1
XH-KT-X008	Toyota style - Black	1
XH-KT-X009	Hyundai style - Black	1
XH-KT-X013	Ford style - Black	1

Transponder, key blade, battery not included.

Xhorse Universal Remotes - Wireless



CODE	PRODUCT	PACK
UNIVERSAL REMOTES - WIRELESS WITH TRANSPONDER		
XH-KT-XN002	DS style - Black	1
XH-KT-XN004	Honda style - Black	1
XH-KT-XN008	Toyota style - Black	1
XH-KT-XNC05	Ferrari style with key slot - White	1
XH-KT-XNC04	Ferrari style with key slot - Red	1

Transponder integrated into the electronic board. Key blade and battery not included.

KEYDIY/Xhorse Universal Key Blades - Popular Key Blades



CODE	PRODUCT	PACK
UNIVERSAL REMOTES - POPULAR KEY BLADES		
KB-FO21	FO21 profile key blades for Xhorse and KEYDIY remote cases	10
KB-HON66	HON66 profile key blades for Xhorse and KEYDIY remote cases	10
KB-HU66	HU66 profile key blades for Xhorse and KEYDIY remote cases	10
KB-HU83	HU83 profile key blades for Xhorse and KEYDIY remote cases	10
KB-HU100	HU100 profile key blades for Xhorse and KEYDIY remote cases	10
KB-HU101	HU101 profile key blades for Xhorse and KEYDIY remote cases	10
KB-VA2	VA2 profile key blades for Xhorse and KEYDIY remote cases	10
FLIP KEY PIN REMOVER AND INSTALLATION TOOL		
LS-LP-VICE-FK	A tool to quickly insert and remove pins for flip keys	1

Xhorse Transponder Chips for Xhorse Universal Remotes



CODE	PRODUCT	PACK
TRANSPONDER CHIPS FOR XHORSE REMOTES		
TC-XH01	4D Clone Carbon Cloneable Chip	1
TC-XH02	ID-46 Carbon Cloneable Chip	1
TC-XH03	48 Clone Glass Chip	1

Xhorse Consumables

Pippin Files - 4", 6", 8" (100, 150, 200mm)



CODE	PRODUCT	PACK
PIPPIN FILES		
LSPF/4/0	4" Rough cut (for quick material removal)	1
LSPF/4/2	4" Second cut (medium)	1
LSPF/4/4	4" Smooth (for preparation just prior to impressing)	1
LSPF/6/0	6" Rough cut (for quick material removal)	1
LSPF/6/2	6" Second cut (medium)	1
LSPF/6/4	6" Smooth (for preparation just prior to impressing)	1
LSPF/8/2	8" Second cut (medium)	1

Tapered Round Files - 4", 6", 8" (100, 150, 200mm)



CODE	PRODUCT	PACK
TAPERED ROUND FILES		
LSRF/4/0	4" Rough cut (for quick material removal)	1
LSRF/4/2	4" Second cut (medium)	1
LSRF/4/4	4" Smooth (for preparation just prior to impressing)	1
LSRF/6/0	6" Rough cut (for quick material removal)	1
LSRF/6/2	6" Second cut (medium)	1
LSRF/6/4	6" Smooth (for preparation just prior to impressing)	1
LSRF/8/0	8" Rough cut (for quick material removal)	1
LSRF/8/2	8" Second cut (medium)	1
LSRF/8/4	8" Smooth (for preparation just prior to impressing)	1

Warding Files - 4", 5", 6", 8" (100, 125, 150, 200mm)



CODE	PRODUCT	PACK
WARDING FILES		
LSWF/4/BC	4" Bastard cut (rough)	1
LSWF/4/SC	4" Second cut (medium)	1
LSWF/4/SM	4" Smooth	1
LSWF/5/BC	5" Bastard cut (rough)	1
LSWF/5/SC	5" Second cut (medium)	1
LSWF/5/SM	5" Smooth	1
LSWF/6/BC	6" Bastard cut (rough)	1
LSWF/6/SC	6" Second cut (medium)	1
LSWF/6/SM	6" Smooth	1
LSWF/8/BC	8" Bastard cut (rough)	1
LSWF/8/SC	8" Second cut (medium)	1
LSWF/8/SM	8" Smooth	1

Wooden File Handles



CODE	PRODUCT	PACK
WOODEN FILE HANDLES		
LSFH0	3" File Handle (For 4" and 5" Files)	1
LSFH1	4" File Handle (For 6" Files)	1
LSFH2	5" File Handle (For 8" Files)	1
LSFH3	6" File Handle (For 10" Files)	1



Page K.15 - K.24

Household
Key Blanks

Page K.41 - K.47

Automotive
Key Blanks

Page K.27 - K.31

Key
Accessories

Key File Set in Tin Case - 4" (100mm)

CODE	PRODUCT	PACK
KEY FILE SET		●
LSKFS	Key File Set	1

Half Round, Square, Round, Three square, Warding, Equalling/Hand.



LSKFS

Keysaw & Blades

CODE	PRODUCT	PACK
KEYSAW		●
ACF78	Keysaw (Frame Only)	1
BLADES		●
ACA107/1.2	1.2mm Blade	1
ACA107/1.5	1.5mm Blade	1
ACA107/2	2.0mm Blade	1



ACF78


ACA107/1.2

Key Panels & Gauges

CODE	PRODUCT	PACK
KEY PANELS & GAUGES		●
ACP101	Cylinder Keyway Panel	1
ACP102	Pin & Safe Gauge	1
ACP103	UNION Special Section Panel	1
ACP104	YALE Special Section Panel	1
ACP105	RST Euro Panel	1
ACP108	UNION Special Section Panel 500-900 Series	1
ACP112	LEGGE Special Section Panel	1
ACP113	Assa Special Panel 5-7 Pin	1



ACP101



ACP102



ACP103



ACP104



ACP105



ACP108



ACP112



ACP113



Page K.15 - K.24

Household
Key Blanks

Page K.41 - K.47

Automotive
Key Blanks

Page K.27 - K.31

Key
Accessories

Workshop Tools & Accessories

ASSA Lockspray



AS-LOCKSPRAY

CODE	PRODUCT	PACK
ASSA LOCKSPRAY		●
AS-LOCKSPRAY	Lock Lubricant	1

Improves durability and prevents wear. Water resistant and does not bind to salt, thus also protecting against corrosion.

Silca Graphite Lock Lubricant



ACG121

CODE	PRODUCT	PACK
SILCA GRAPHITE LOCK LUBRICANT		●
ACG121	Lock Lubricant	1

Universal Keys



LS-KP-725B

LS-KP-725C

CODE	PRODUCT	PACK
UNIVERSAL KEYS		●
LS-KP-725B	Metal Universal Key For Euro Cylinder	1
LS-KP-725C	Metal Universal Key For Euro Cylinder	1

Split Rings



ACR601

ACR616

ACR81

ACR604

CODE	PRODUCT	PACK
SPLIT RINGS - VARIOUS SIZES		●
ACR601	13mm Split rings - Box of 100	100
ACR602	16mm Split rings - Box of 100	100
ACR603	20mm Split rings - Box of 100	100
ACR604	25mm Split rings - Box of 100	100
ACR605	30mm Split rings - Box of 100	100
ACR606	38mm Split rings - Box of 100	100
ACR616	50mm Split rings - Box of 100	100
ACR81	20mm Give away rings - Box of 1000	1000



Page K.15 - K.24

Household
Key Blanks

Page K.41 - K.47

Automotive
Key Blanks

Page K.27 - K.31

Key
Accessories

Dog & Cat Discs - Nickel Plated or Brass

CODE	PRODUCT	PACK
DOG & CAT DISCS		
ACD651	20mm Discs - Box of 100	100
ACD652	25mm Discs - Box of 100	100
ACD653	32mm Discs - Box of 100	100
ACD654	25mm Heart shaped discs - Box of 100	100
ACD710	20mm Brass Discs - Box of 100	100
ACD711	25mm Brass Discs - Box of 100	100
ACD712	27mm Brass Discs - Box of 100	100
ACD714	30mm Brass Discs - Box of 100	100



Solid Carbide & Rotary Drill Bits

CODE	PRODUCT	PACK
SOLID CARBIDE DRILL BITS		
LSDD0660	Solid Carbide 6x60mm	1
ROTARY DRILL BITS		
LSDB0660	Rotary Drill Bit 6x60mm	1
LSDB0680	Rotary Drill Bit 6x80mm	1
LSDB06120	Rotary Drill Bit 6x120mm	1
LSDB06150	Rotary Drill Bit 6x150mm	1



Hardplate Drill Bits

CODE	PRODUCT	PACK
HARDPLATE DRILL BITS		
LSD04075	4mm x 75mm	1
LSD05085	5mm x 85mm	1
LSD05150	5mm x 150mm	1
LSD06100	6mm x 100mm	1
LSD65100	6.5mm x 100mm	1
LSD07100	7mm x 100mm	1
LSD08120	8mm x 120mm	1
LSD08200	8mm x 200mm	1
LSD10120	10mm x 120mm	1
LSD10200	10mm x 200mm	1
LSD13150	13mm x 150mm	1

Specifically designed to penetrate hard steels and alloys. Especially useful for drilling drill-resisting plates encountered by locksmiths and safe engineers.

- For hard steels and alloys.
- They save you time and money.
- Unique tip geometry.
- Tungsten carbide tipped.
- Super sharp.
- Easier drilling.





Page A.1 - A.23

Cylinders



Page C.1 - C.8

Lockcases

Standard Morticer Complete With 3 Carbide Cutters



LSJIG1

CODE	PRODUCT	PACK
STANDARD MORTICER		
LSJIG1	Includes 3 Carbide Cutters	1

Standard morticer for cutting a mortice for the body and faceplate. Can be upgraded to offset morticer by using the Offset Housing Kit (LSDBB/HK/O). Comes with 3 carbide cutters (LSCWB19, LSCWB22 & LSCWB25), instructions and plastic carrying case.

- Cuts a mortice for the body and faceplate.
- Fast and accurate, saves you time and money.
- Carbide wood cutters.
- The self-centering jig cuts marking up time.
- Vertical guides, height and depth stops mean that you cannot overrun the cut area.

Offset Morticer Complete With 3 Carbide Cutters



LSJIG2

CODE	PRODUCT	PACK
OFFSET MORTICER		
LSJIG2	Includes 3 Carbide Cutters	1

Using the same vertical bar & clamp system, the offset morticer has a side sliding shaft housing, so that mortices can be cut off centre. This flexibility allows you to cut hinge recesses and the mortice for the strike plate on door frames less than 95mm thick. Comes with 3 carbide cutters (LSCWB19, LSCWB22 & LSCWB25), instructions and plastic carrying case.

- Cuts a mortice for the body and faceplate.
- Fast and accurate, saves you time and money.
- Carbide wood cutters.
- The self-centering jig cuts marking up time.
- Vertical guides, height and depth stops mean that you cannot overrun the cut area.

Carbide Tipped Mortice Wood Cutters for Morticer



CODE	PRODUCT	PACK
CARBIDE TIPPED MORTICE WOOD CUTTERS		
LSCWB16	16.2mm (5/8")	1
LSCWB18	17.5mm (11/16")	1
LSCWB19	19.0mm (3/4")	1
LSCWB21	20.6mm (13/16")	1
LSCWB22	22.2mm (7/8")	1
LSCWB24	23.8mm (15/16")	1
LSCWB25	25.4mm (1")	1
LSCWB27	27.0mm (1 1/16")	1
LSCWB29	28.6mm (1 1/8")	1

Carbide Tipped Cutters: The simplified, screw on 'anti-lock' design enables the cutter to be released quickly using the spanner provided. Twelve cutters are available.



Page A.1 - A.23

Cylinders



Page C.1 - C.8

Lockcases

Plunging Cutters for Morticer



CODE	PRODUCT	PACK
PLUNGING CUTTERS		●
LSPD18	17.6mm	1
LSPD23	23.0mm	1
LSPD25	25.4mm	1
LSPD29	29.0mm	1

Plunging Cutters: Are ideal for installers who need perfectly drilled true holes. Ideal for the quick installation of Tubular Latches, Deadbolts, Concealed Door Closers etc.

Aluminium Cutters for Morticer



CODE	PRODUCT	PACK
ALUMINIUM CUTTERS		●
LSNAB16	16.2mm (5/8")	1
LSNAB19	19.0mm (3/4")	1
LSNAB25	25.4mm (1")	1
LSNAB32	31.8mm (1 1/4")	1

Aluminium Cutters: Four cutter sizes provide you with all the range you need to cut a lock slot in an aluminium door.

Morticer Spare Parts & Other Kits



CODE	PRODUCT	PACK
MORTICER SPARE PARTS		●
LSDBB/HK/0	Offset Housing Kit	1
LSDBB/HK	Housing Kit c/w fixings (Doors up to 55mm)	1
LSDBB/HK/S	Housing Kit c/w fixings (Doors 55mm+)	1
LSJIG/SS	Standard Shaft (Locks up to 100mm)	1
LSJIG/LS	Long Shaft (Locks up to 185mm)	1
LSDBB/GS	6 Set Screws & Allen Key	1
LSDBB/CC	Plastic Carrying Case	1
SMALL BORE KIT		●
LSDBB/SB/HK	Housing Kit (Inc. Spanners)	1
LSDBB/SBS	Shaft & Depth Stop	1
LONG DRILL KIT		●
LSDBB/LD/A	Long Drill Adapter	1
LSD10950	10mm x 950mm Long, Wood Drill	1
LSD101250	10mm x 1250mm Long, Wood Drill	1


Long Drill Adapter: Has been designed for the easy installation of electric lock cables through wooden doors, from lock to hinge. It converts a morticer into a guide for a long drill system accurately.

Book Your Training Course

BOOK A TRAINING COURSE AND BOOST YOUR SKILLS

Our philosophy is to continually improve skills and maximise the potential of users and equipment. We have dedicated and fully equipped training facility to help achieve this objective. We run practical bespoke training course that will help achieve your objectives at the end of the training programme. The training is hands-on so the student will gain experience in the specific area of training. The following courses will give you a flavour of what you can expect.

TRAINING MODULES	FEATURED PRODUCTS
KEY CUTTING	
<ul style="list-style-type: none"> Machine set-up and function. Key blank identification. Electronic and mechanical usage. 	Silca and Condor Key Cutting Machines
KEY CUTTING SOFTWARE	
<ul style="list-style-type: none"> Cutting to code. Partial cuts. Creating data cards. Searching for cutting cards for unknown key systems. 	Instacode Silca Software
MASTER KEYING	
<ul style="list-style-type: none"> Generating charts basic to complex locking systems. Transmitting cutting and stamping data. Stock list for pinning. Pinning data. 	Superlock II
CYLINDER PINNING	
<ul style="list-style-type: none"> Tools required for pinning. Overview of the differences between various pinning systems. Pinning cylinders. 	Keyprint Cylinder Systems Pinning Tools
ACCESS CONTROL	
<ul style="list-style-type: none"> Specification of systems. Set-up of system. Creating data base. Audit trail. 	Salto SimonsVoss KESO Mechatronics
RESIDENTIAL REMOTE AND FOB CLONING	
<ul style="list-style-type: none"> RFID background. Selecting the correct remote/fob. Marketing capabilities. 	Silca Air4 Smart Card Deluxe
AUTOMOTIVE KEY PROGRAMMING	
<ul style="list-style-type: none"> Programming additional key. Programming additional remote. Programming lost key and remote. Transponder systems. 	Abrites AVDI
AUTOMOTIVE CLONING	
<ul style="list-style-type: none"> Transponder systems. Snooping methods. 	RW4 Plus Xhorse Key Tool



CONTACT SALES TO BOOK YOUR TRAINING COURSE

A		
Abrites AVDI		
	Keys and Accessories	K.35
	Main Hardware	K.34
	Software - Special Functions	K.36
Access Control		
	Accessories	B.26-B.29
	Digital Locks	B.31-B.33
	Door Entry Systems	B.12-B.17
	Electric Locks	B.18-B.25
	Electric Strikes	B.24
	Keypads	B.17
	Keypad Kits	B.15-B.16
Access Control Systems		
	Salto Self-Programmable System	B.3-B.4
	SimonsVoss Mobile Key	B.5-B.6
	Salto KS	B.7-B.8
	Salto XS4	B.9-B.10
	Keso Mechatronics	B.11
	Access Control Summary	B.1-B.2
Accessories for Multi-Point Locks		
	Handles	E.8
	Keeps	E.4
AGA Furniture Locks		G.3-G.6
Aluminium Door Lockcases		
	Barbolt – Rim Mortice	C.5
	Deadlatch – Euro Profile	C.6
	Deadlatch – Rim Mortice	C.6
	Handles & Accessories	C.7
	Hookbolt – Euro Profile	C.5
	Hookbolt – Rim Mortice	C.5
Armoured Padlocks		F.3
ASSA Products		
	Accessories	D.8-D.10
	Compact Lockcases	D.5
	Flexcore Patented Cylinders	D.7
	Modular Lockcases	D.3-D.4
	Rebate Kits – Modular Lockcases	D.10
	Scandinavian 5 Pin & 6 Pin Cylinders	D.7
	Sprung Handles	D.10-D.11
	Un-Sprung Handles	D.11
Automotive Devices		K.34-K.38, K.41
Automotive Keys		
	Automotive Remotes	K.45, K.47
	Silca Car Key Shells	K.43-K.44
	Silca Flip Keys and Blades	K.41
	Silca Look A-Like Keys - Case Only	K.42

A CONT.		
Automotive Keys Cont.		
	Silca Car Key Shells	K.43-K.44
	Xhorse/KEYDIY Blades	K.47
Auto Key Programming		K.34-K.36
Auto Transponder Cloning		K.37-K.38
B		
Bathroom Handles		C.9-C.10
Bathroom Locks		C.3-C.4
Blister Packing		A.7-A.18
Brass Padlocks		F.1, F.6
Bullet Pins		G.9
C		
Cam & Furniture Locks		G.1-G.7
Cam Bar Overview		G.13
Cam Lock Accessories		G.2
Card, Fob & Remote Duplication		K.39-K.40
Combination Key Boxes		I.3
Combination Padlocks		F.6
Cylinder Locks		
	2000+ Premier – 6 Pin Patented Cylinders	A.8
	3000+ – 10 Pin Restricted Cylinders	A.9
	3000+ – 10 Pin Restricted Cylinders - Anti-Snap	A.10
	3000+ HS – 10 Pin Patented Cylinders	A.9
	ASSA – 5 Pin, 6 Pin & Flexcore Cylinders	D.6-D.7
	CISA Astral S – Anti-Snap Cylinders	A.10
	ESLA NG – 6 Pin Security Cylinders	A.7
	ESLA Technik Pro – Patented Cylinders	A.11-A.13
	KESO – High Security Cylinders	A.15-A.17
	WKS Delta – 5 Pin Security Cylinders	A.18
Cylinder Centres		A.19
Cylinder Modification Kits		A.7-A.8
Cylinder Pinning Kits		A.7-A.8, A.12
Cylinder Standards		A.5
D		
Danalock Smart Motorised Locks		A.20-A.22
Digital Locks		B.31-B.33
Discus Padlock		F.2
Door Closers		J.5-J.6
Door Closer Guide		J.6
Door Entry Systems		B.12-B.17
Door Furniture		
	High Security Escutcheons	C.13
	Magnetic Escutcheons	C.14
	Non-Concealed Fixing – SAA	C.9
	Raised Escutcheons – SS	C.11
	Round Bar Concealed Fixing – SS	C.10

D CONT.		
Door Furniture Cont.		
	Round Bar on 8mm Rose – SS	C.10
Door Loops		B.22, B.28
Door Openers		J.5-J.6
Door Strikers		E.4
Dual Profile Lockcases		C.2
E		
Electric Locks		B.19-B.25
Electric Locks Summary		B.19
Electric Strikes		B.24
Electro-Magnetic Locks		B.23
Euro Cylinders		A.1-A.18
Euro Lockcases – 72mm Centres		C.4
Euro Re-Keyable Padlocks		A.14, F.3-F.5
Escutcheons		
	DISEC Magnetic Escutcheons	C.13-C.14
	DISEC High Security Escutcheons	C.13
	Raised Escutcheons	C.11
	Standard Escutcheons – Screw-on	C.11
	Standard Escutcheons – Stick-on	C.12
ESLA NG – 6 Pin Security Cylinders		A.7
ESLA Technik Pro – Patented Cylinders		A.11-A.13
Exit Buttons		B.26-B.27
Exit Devices (Panic Hardware)		J.1-J.4
External Access Devices		J.3
F		
Filing Cabinets – Fire Resistant		I.7
Free Standing Safes		I.4-I.6
Furniture Handles		C.9-C.10
G		
Garage Door Handle Locks		G.11
Gate Locks & Bolts		G.7-G.8
Gearboxes		E.4
Glass Sliding Door Locks		G.7
H		
Handles		
	Aluminium Lock Handles	C.7
	ASSA Handles	D.9-D.11
	Electric Lock Handles	B.22
	Non-Concealed Fixing – SAA	C.9
	Round Bar Concealed Fixing – SAA	C.10
	PVCu Handles	E.8
Hasps		F.7
K		
KESO High Security Cylinders		A.15-A.17

K CONT.		
KESO Mechatronics		B.11
Key Accessories		K.27-K.37
Key Blanks		
	Popular Dimple	K.18
	Popular Household	K.16
	Popular Mortice	K.17
Key Blank Coining		
	Household	K.20
	Mortice	K.21
Key Blanks		
	Auto TE Key Boards	K.24, K.38
	Household Key Boards	K.22-K.23
	Mortice Key Boards	K.22, K.24
Key Cabinets		
	JOMA Key Cabinets	I.2
	Key Cabinets – Deep Cabinets	I.3
	Key Cabinets – Floor Standing	I.3
	Key Cabinets – High Security Cabinets	I.3
	Key Cabinets – Padlock Cabinets	I.3
	Key Cabinets – Security	I.3
	Key Cabinets – View Cabinets	I.3
	Traka Key Management	I.1
Key Combination Lock Boxes		I.3
Key Cutting Packages		K.1-K.4
Key Cutting Software		K.25
Key Machines		
	Electronic	K.5-K.8
	Mechanical	K.9-K.14
Key Machine Cutters & Attachments - Popular		K.5
Key Machine Lease Plans		K.4
Keypads		B.17
Keypad Kits		
	Kits With Strike	B.15
	Kits With Magnet	B.16
Keys & Fobs To The Trade		
Key Switches		B.27
L		
Lever Locks - British Standard		C.8
Lockcases		
	72mm Centre – Euro Profile	C.4
	ASSA Lockcases	D.3-D.5
	Aluminium Door Lockcases	C.5-C.6
	Dual Profile – Euro & Oval	C.2
	Euro Profile Lockcases	C.1, C.3
Locks for Aluminium Doors		
	Barbolt – Euro Profile	C.5

L CONT.		
Locks for Aluminium Doors Cont.		
	Barbolt – Rim Mortice	C.5
	Deadlatch – Euro Profile	C.6
	Deadlatch – Rim Mortice	C.6
	Handles & Accessories	C.7
	Hookbolt – Euro Profile	C.5
	Hookbolt – Rim Mortice	C.5
Locking Bars & Hasps		F.7
M		
Magnetic Escutcheons		C.13-C.14
Magnetic Van Locks		H.1-H.3
Magnetic Van Lock Keying Kits		H.3
Marine Padlocks		F.2
Master Key Systems		A.3
Metal Furniture Locks		G.3-G.6
Mortice Lever Locks		47
Multi-Point Lock Handles		E.8
Multi-Point Lock Replacement Gearboxes		E.4
Multi-Point Locks		
	FIX Locks	E.7
	GU FERCO Locks	E.5-E.6
	Replacement Gearboxes	E.4
	Yale Doormaster Locks	E.1-E.3
	WINKHAUS Cobra Lock	E.7
	Strikers	E.4
O		
Oval Cylinders		A.1-A.18
Overnight Locks		E.4
P		
Padlocks		
	Armoured Padlocks – Heavy Duty	F.3-F.4
	Brass Padlocks	F.1, F.6
	Discus Padlock	F.2
	Euro Padlocks - Body Only	F.3-F.4
	Keyless Padlock	F.6
	Marine/Outdoor Padlocks	F.2
	MASTER Pro-Series Padlocks	F.6
	Re-Keyable Padlocks	F.3-F.6
Padlocks For Cylinder Systems		A.14
Panic Hardware (Exit Devices)		J.1-J.4
Pedestal Locks		G.5-G.6
Pinning & Key Cutting Workshops		A.2
Power Supply Units		B.29
Popular Cylinder Systems – Quick Guide		A.6
Popular Mechanical Cylinder Systems		A.1
PVCu Door Lock Handles		E.8

P CONT.		
PVCu Door Locks		
	FIX Locks	E.7
	GU FERCO Locks	E.5-E.6
	WINKHAUS Lock	E.7
	Keeps	E.4
	YALE Doormaster Locks	E.1-E.4
Proximity Systems		B.15-B.17
R		
Raised Escutcheons		C.11
Rebate Sets For Lockcases		C.1-C.2, D.10
Rechargeable Batteries		B.29
Re-Keyable Padlocks		A.14, F.3-F.6
Replacement Gearboxes		E.4
Remotes		K.45, K.47
Remotes Duplication		K.40
Remote Shells		K.34-K.44
Rim & Glass Sliding Door Locks		G.3-G.4, G.7
Rim Cylinders		A.1-A.18
Rim Mortice Cylinders		A.1-A.18
Rim Nightlatches		C.8
S		
Safe Locks		G.12
Safes		I.4-I.6
Salto Self-Programmable Access Control		B.3-B.4
Salto KS – Keys As A Service		B.7-B.8
Salto XS4		B.9-B.10
Scandinavian Cylinders		A.1-A.17, D.6-D.7
Screw-On Escutcheons		C.11
Security Escutcheons		C.13
Security Key Cabinets		I.3
Shutter Locks		G.9-G.10
SimonsVoss – Mobile Key		B.5-B.6
Stick-On Escutcheons		C.12
T		
Tool Catalogues		L.7
Training Courses		K.55
Traditional Locks		
	Deadlocks – British Standard	C.8
	Sashlocks – British Standard	C.8
	Rim Cylinders	A.1-A.17
	Rim Nightlatches	C.8
W		
WKS Delta – 5 Pin Cylinders		A.18
Wooden Furniture Locks		G.3-G.26

Retention of Title

All goods supplied remain the property of the seller (Keyprint Security Ltd) until payment has been received in full on all contracts between seller or buyer for the supply of goods or services. We reserve the right to recover goods at the customer's expense that have not been paid for within our terms of settlement.

Prices

The seller's (Keyprint Security Ltd) prices are quoted exclusive of VAT (where applicable). All prices are subject to alteration without notice and the price applicable shall be that ruling at the date of despatch.

Carriage Charges

Carriage Paid Orders: Orders valued at £100 or more will incur no carriage charge. This applies only to current stock lines. Items that are ordered specially may incur an additional Carriage Charge. Please check with the Sales Team when ordering.

Standard Carriage Charges: A charge of £7.50 will be applied to orders valued at less than £100 to UK Mainland Business Addresses. Orders to Northern Ireland will have a charge of £14.50 applied to orders valued at less than £250. For customers operating from private addresses our carriers will deliver within 2 days. Other services such as Guaranteed Next Day, Home 24, Saturday Delivery etc are available for an additional charge. For more information on these services please contact our Sales Team.

The Scottish Highlands and Islands, Isle of Man and Isle of Wight will incur a charge of £14.50 on all orders placed.

Safes & K2 Key Cabinets: All Safes and K2 Key Cabinets will be subject to an additional Carriage Charge outwith our normal Terms and Conditions. Again, please check with the Sales Team when placing your order.

Keys Cut to Code: Keys Cut to Code and keys ordered specially will be subject to postage and packaging charges.

Minimum Order Charge

Minimum order charge is £10.00 plus carriage and packing, and VAT. (Excluding keys cut by code). Minimum monthly invoice value £100.00 NETT.

Payment

The total amount shown on the invoice is due within thirty days of the date of invoice. Non compliance with Keyprint Security Ltd's terms of payment shall constitute default without reminder. In case of default Keyprint Security Ltd may charge interest at the rate of 2% per month from the date upon which payment falls due. In the event that the buyer shall fail to fulfil the terms of payment in respect of any notice Keyprint Security Ltd may in its sole discretion demand payment of all outstanding balances whether due or not and/or cancel all outstanding orders and/or decline to make further deliveries except upon receipt of cash or satisfactory security, and/or immediate return of the goods.

Despatch

Every effort will be made to deliver goods on time but the seller (Keyprint Security Ltd) shall have no liability for any loss or damage caused by delay of delivery. Non-delivery must be advised in writing within seven days of despatch date otherwise the seller will accept no responsibility.

Description

All weights, measurements, dimensions, drawings, capacities, specifications and other particulars contained in photographs, catalogues, price lists or advertising material are only approximate. Such particulars do not form part of the contract and deviations therefrom or subsequent changes in design are not grounds for non-acceptance of the products and do not constitute a breach of the contract.

Inspection On Arrival

The buyer shall inspect the products immediately on delivery and shall notify the seller (Keyprint Security Ltd) within three days of delivery of any loss, damage or discrepancy. Failure to do so will bar any claim for breach of contract.

Return

We will accept goods 'ordered in error' provided they are returned within seven days of receipt, are in their original packaging, suitable for re-sale and the delivery note or invoice number is quoted all with the exception of code keys. (Please note this will incur a handling charge). Code keys are cut individually to the customer's requirements, we are therefore unable to accept the return for credit of keys that have been incorrectly ordered or are surplus to customers requirements. This also applies when ambiguous information is given at the time of ordering.

Faulty Goods

Our policy is to replace faulty goods covered by manufacturers warranty. We cannot be responsible for labour or any consequential claim in respect of faulty merchandise. Neither we nor our servants or agents will be under any liability in respect of defects in goods delivered or for any injury, damage or loss resulting from such defects, whatsoever and however caused and whether such injury, loss or damage be by direct or consequential means and notwithstanding that the same may be due to the negligent act or omission of ourselves our servants or agents, and our liability under this clause shall be in lieu of any warranty or conditions implied by law as to the quality or fitness for any particular purpose of such goods.

Special Orders Locks & Keys

On occasions when we agree to obtain locks and keys from the original manufacturer we cannot accept responsibility for delays in delivery to us from the manufacturer and will have to charge for these locks and keys when delivery is made. Delivery from some manufacturers is very extended and to amend an order once placed can delay goods on order for other customers.

Blank lined area for notes.

